



US00D839980S

(12) **United States Design Patent**
Middleton

(10) **Patent No.:** **US D839,980 S**

(45) **Date of Patent:** **** Feb. 5, 2019**

- (54) **SPORTS TRAINING DEVICE**
- (71) Applicant: **StraightShooter, LLC**, Scottsdale, AZ (US)
- (72) Inventor: **Michael Ross Middleton**, Scottsdale, AZ (US)
- (73) Assignee: **StraightShooter, LLC**, Scottsdale, AZ (US)
- (**) Term: **15 Years**
- (21) Appl. No.: **29/599,543**
- (22) Filed: **Apr. 4, 2017**
- (30) **Foreign Application Priority Data**

Oct. 7, 2016 (AU) 201615675

- (51) **LOC (11) Cl.** **21-02**
- (52) **U.S. Cl.**
USPC **D21/791**
- (58) **Field of Classification Search**
USPC D21/756-758, 789, 791; D24/190
CPC A63B 69/0057; A63B 69/0059; A63B
23/0211; A63B 69/3608; A61F 5/0118
See application file for complete search history.

(56) **References Cited**

U.S. PATENT DOCUMENTS

- D234,434 S * 3/1975 Treveono D21/791
- 3,990,709 A * 11/1976 DeRogatis A61F 5/05858
473/214
- D245,429 S * 8/1977 Arluck 473/63
- D255,603 S * 6/1980 Finnieston 602/21
- 4,241,922 A * 12/1980 Elliott, Jr. A63B 69/0059
473/213
- 4,451,044 A * 5/1984 Elliott, Jr. A63B 69/0059
473/213

- 4,479,648 A * 10/1984 Alivo, Jr. A63B 69/0046
2/170
- 4,732,142 A * 3/1988 Hurlburt A61F 5/0118
602/21
- 4,854,309 A * 8/1989 Elsey A61F 5/0118
602/21
- 5,158,298 A * 10/1992 Goins A63B 69/0059
473/213
- 5,499,820 A * 3/1996 Albertsson A63B 69/0059
128/879
- 5,634,854 A * 6/1997 Albertsson A63B 69/0059
128/879
- 5,695,453 A * 12/1997 Neal A61F 5/0118
602/21
- D471,943 S * 3/2003 Brick D21/791
- 8,157,664 B2 * 4/2012 Duncan A61F 4/00
473/205
- D663,798 S * 7/2012 Duncan D21/789
- 8,801,531 B2 * 8/2014 Buchanan A63B 69/0059
2/16
- D719,629 S * 12/2014 Beukes D21/791
- D810,220 S * 2/2018 Ahn D21/791

* cited by examiner

Primary Examiner — Mitchell I. Siegel

(74) *Attorney, Agent, or Firm* — Howard & Howard
Attorneys PLLC

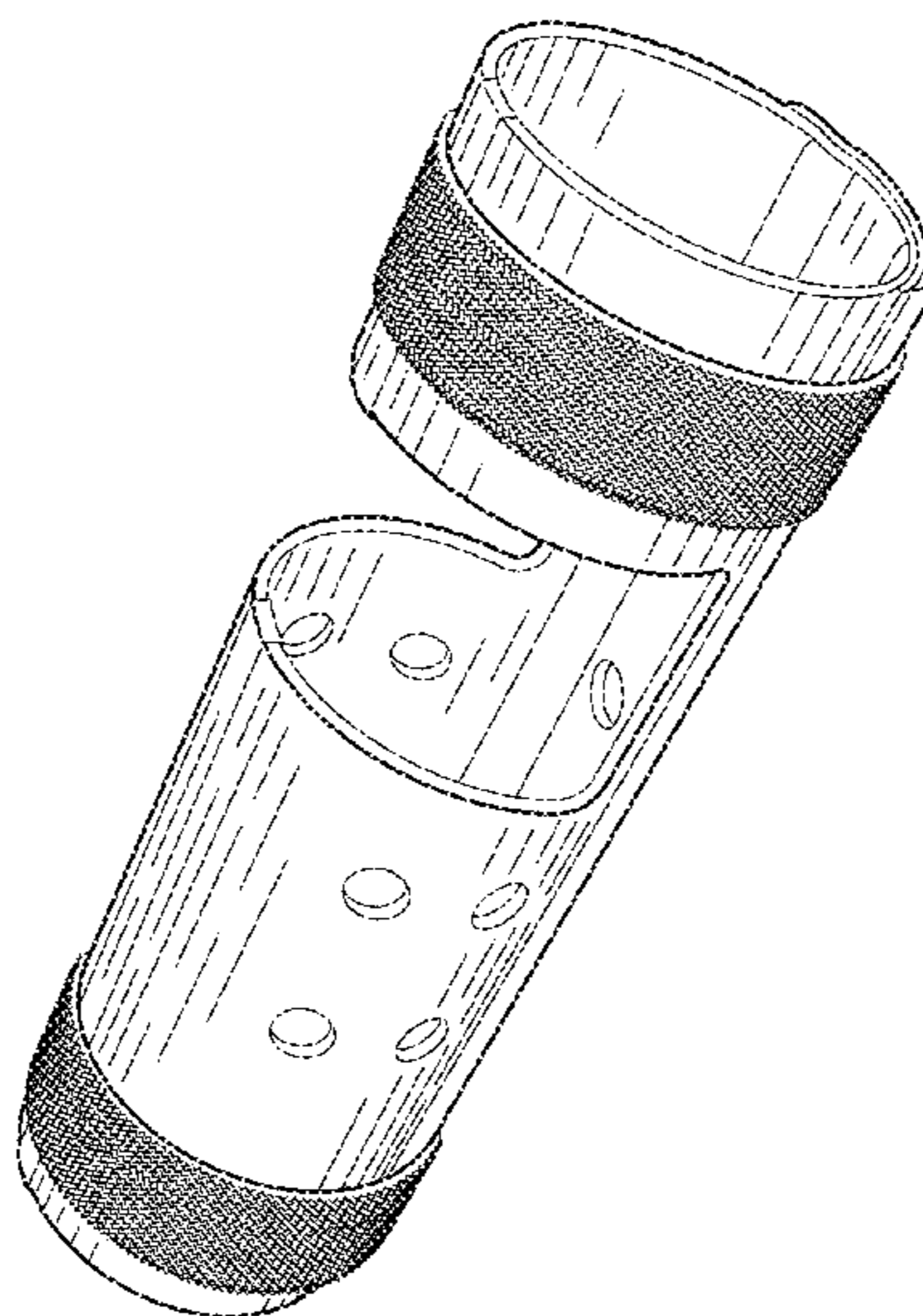
(57) **CLAIM**

I claim the ornamental design for a sports training device for limiting the movement of a player's forearm, as shown and described.

DESCRIPTION

FIG. 1 is a perspective view of a sports training device; FIG. 2 is a top view of a sports training device; FIG. 3 is a bottom view of a sports training device; FIG. 4 is a right side view of a sports training device; FIG. 5 is a left side view of a sports training device; FIG. 6 is a rear view of a sports training device; and, FIG. 7 is a front view of a sports training device.

1 Claim, 6 Drawing Sheets



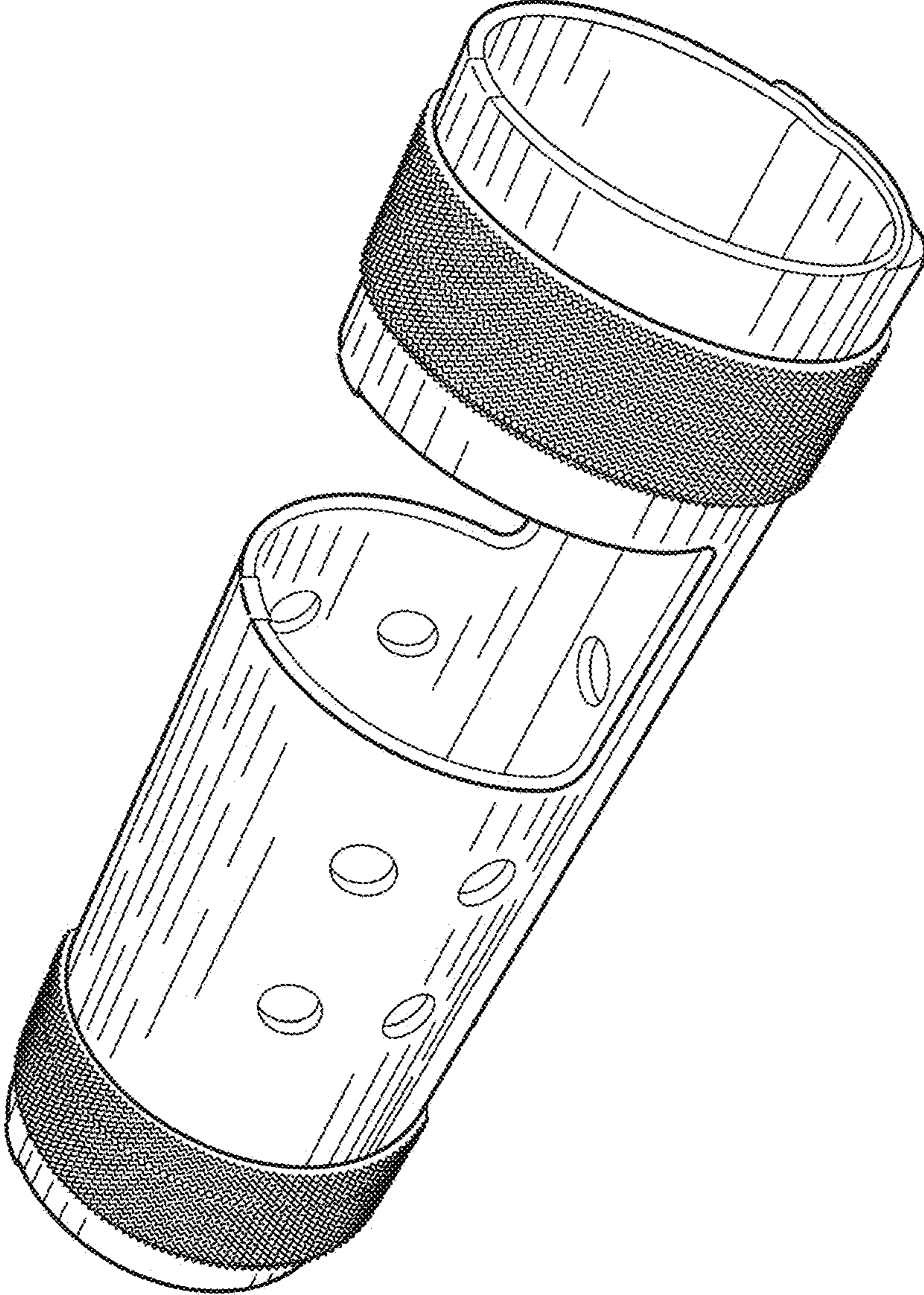


FIG. 1

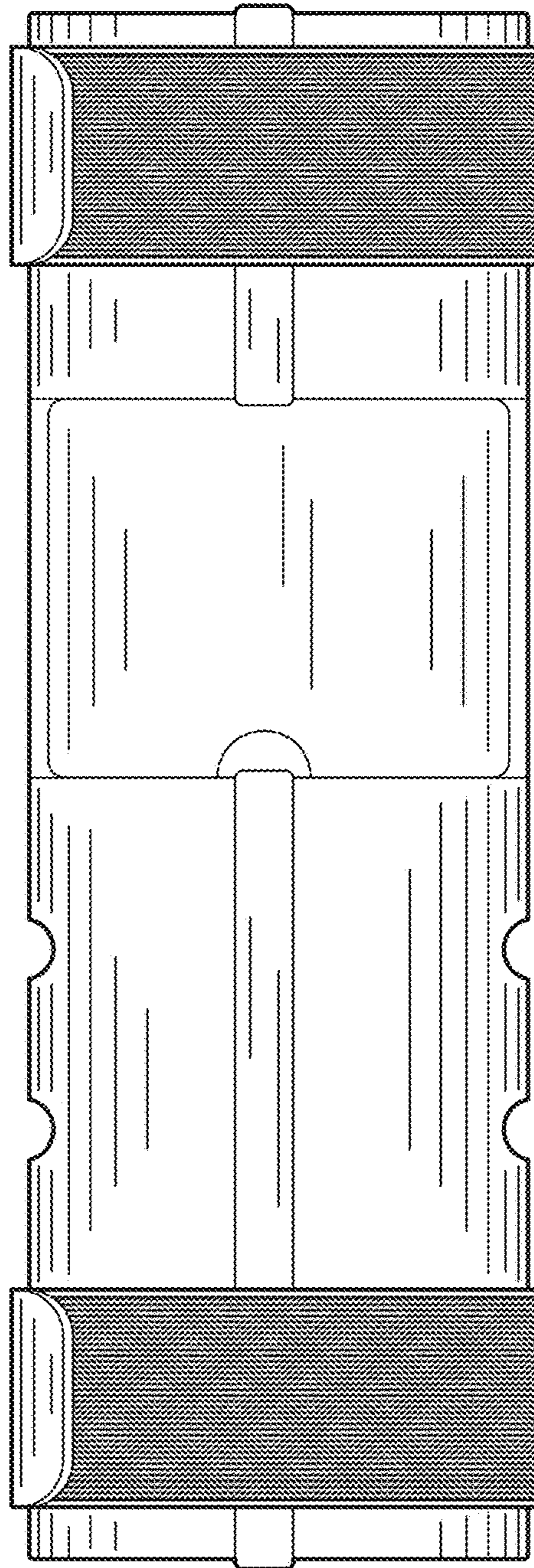


FIG. 2

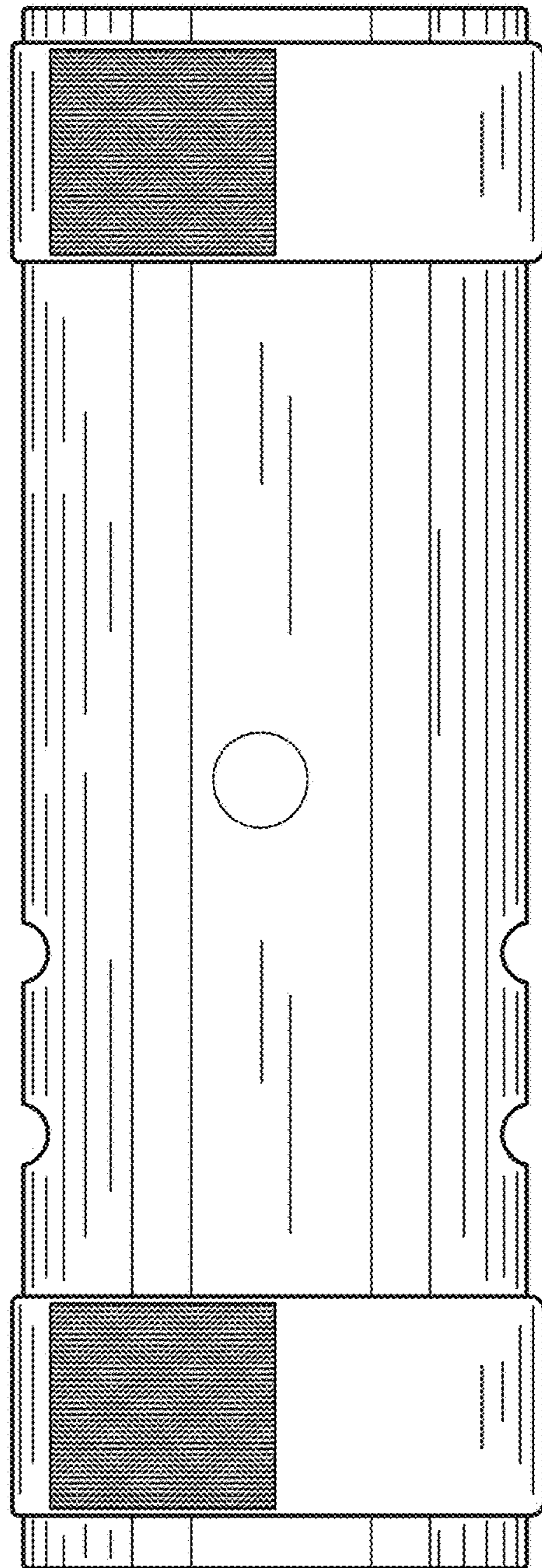


FIG. 3

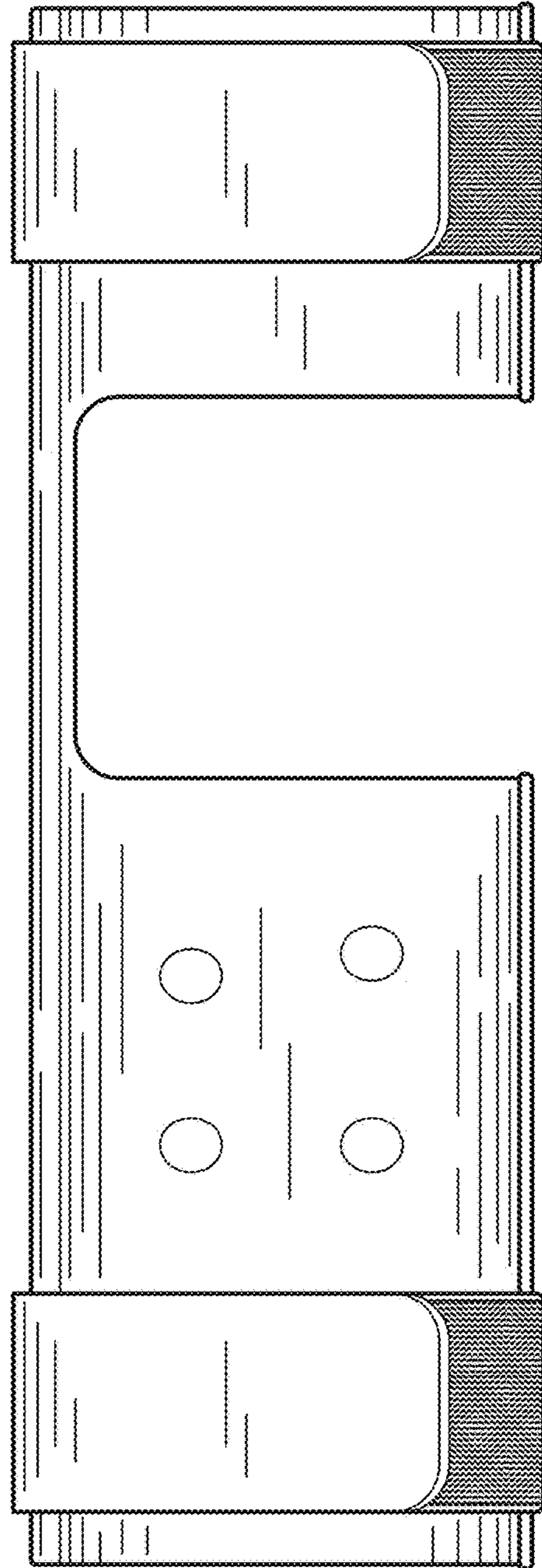


FIG. 4

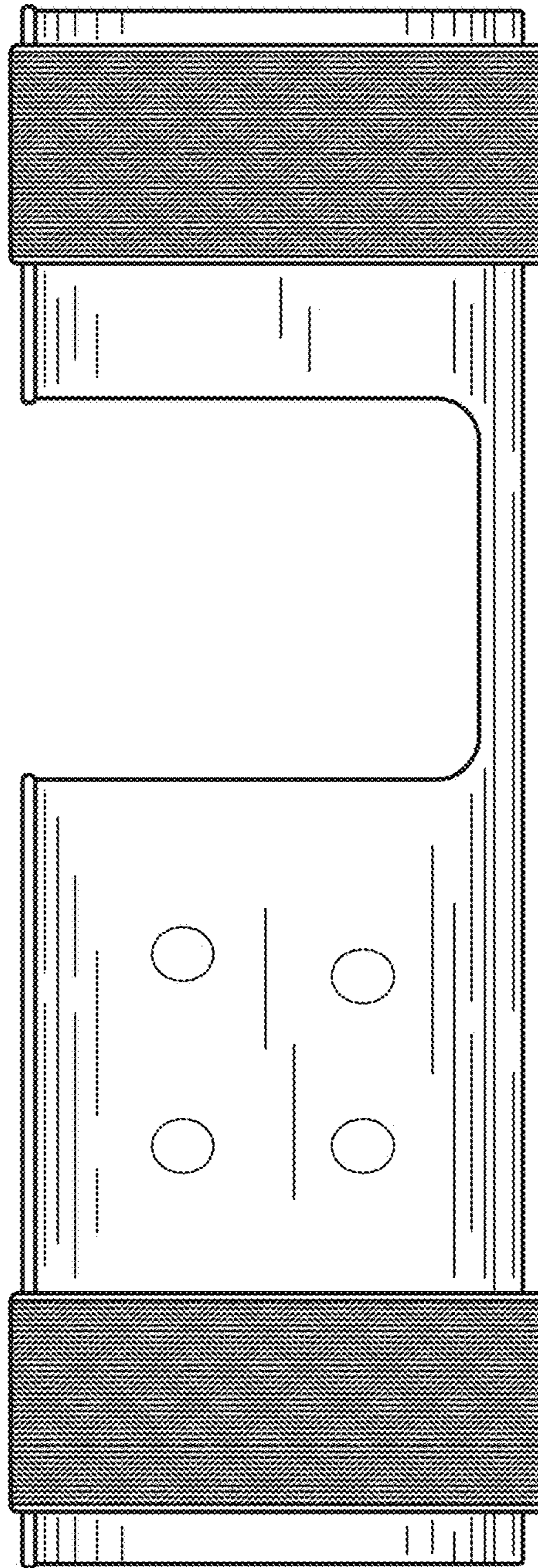


FIG. 5

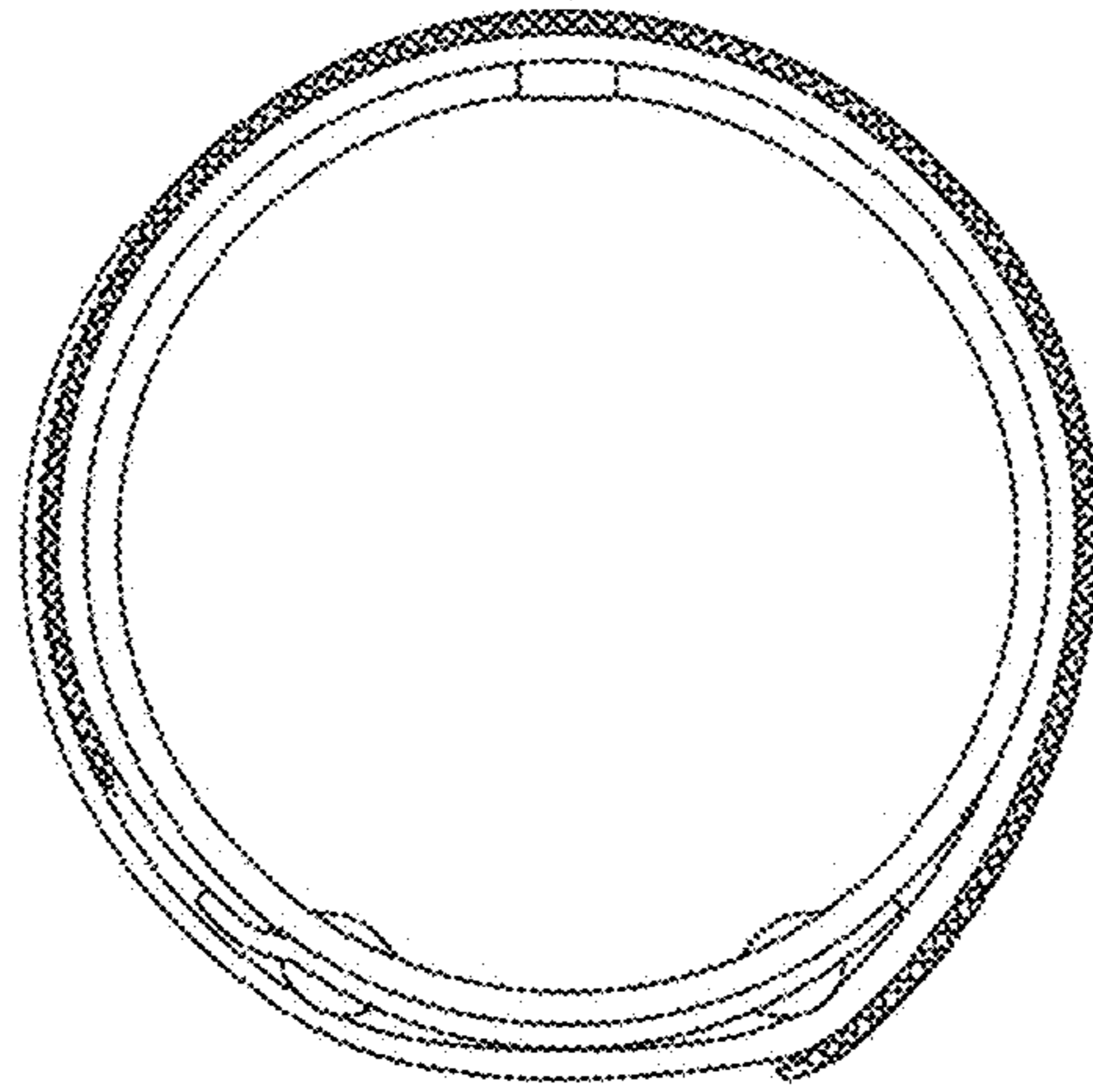


FIG. 6

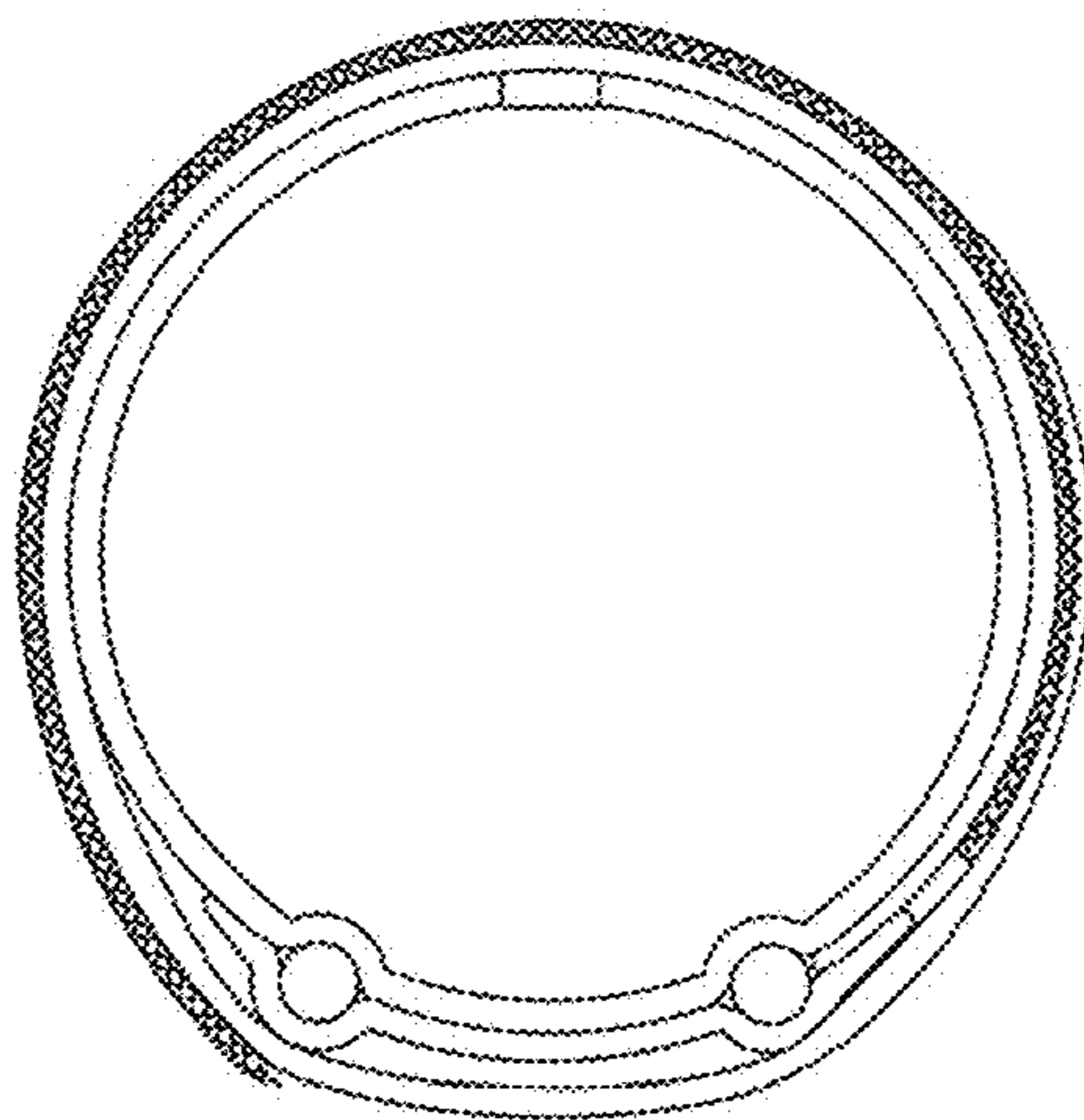


FIG. 7