



US00D839974S

(12) **United States Design Patent** (10) **Patent No.:** **US D839,974 S**
Jessup (45) **Date of Patent:** **** Feb. 5, 2019**

(54) **ROLLING EXERCISE BAR** 6,676,575 B1 * 1/2004 Mayo A63B 21/0724
482/104
(71) Applicant: **Beau A. H. Jessup**, Apache Junction, 7,621,858 B2 11/2009 Sheron
AZ (US) 7,837,603 B1 11/2010 Carnell, Sr.
D657,010 S * 4/2012 Cen D21/679
(72) Inventor: **Beau A. H. Jessup**, Apache Junction, D685,865 S * 7/2013 Kuhn D21/679
AZ (US) D688,337 S * 8/2013 Huang D21/662
8,647,243 B2 * 2/2014 Januszek A63B 21/0726
482/106
(**) Term: **15 Years** 8,771,153 B2 * 7/2014 Dalebout A63B 21/0726
482/108

(21) Appl. No.: **29/628,709**
(22) Filed: **Dec. 6, 2017**
(51) **LOC (11) Cl.** **21-02**
(52) **U.S. Cl.**
USPC **D21/679**
(58) **Field of Classification Search**
USPC 482/33, 38, 39, 40, 44, 45, 46, 47, 49,
482/50, 51, 55, 91, 93, 104, 105, 106,
482/108, 109, 121, 123, 126, 127, 139,
482/141, 148; D21/662, 679, 680, 681,
D21/686, 691, 692, 694, 797, 798
CPC . A63B 21/0726; A63B 23/0222; A63B 22/20;
A63B 21/0004; A63B 21/0552
See application file for complete search history.

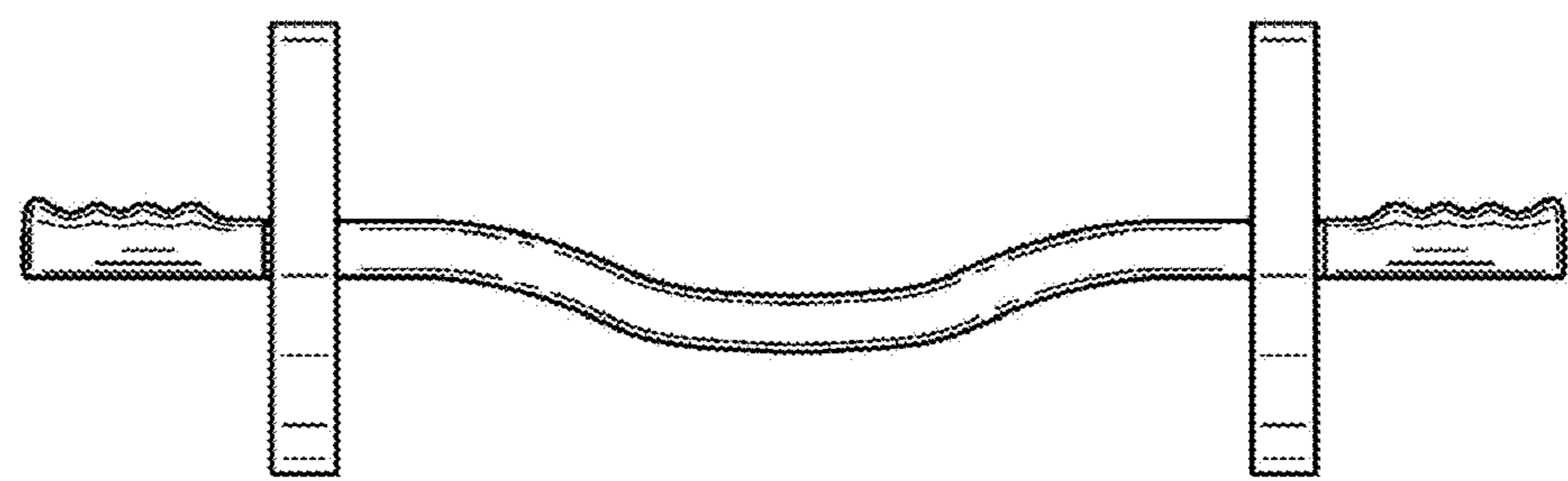
(56) **References Cited**
U.S. PATENT DOCUMENTS
2,821,394 A 1/1958 Barbeau
3,403,906 A 10/1968 Burzenski
3,616,794 A 11/1971 Gromala
3,752,475 A 8/1973 Ott
3,938,803 A 2/1976 Wilmoth
4,288,073 A * 9/1981 Petrachonis A63B 21/0724
482/106
D306,886 S * 3/1990 Shiek D21/662
5,221,244 A * 6/1993 Doss A63B 21/0724
482/106
5,707,325 A 1/1998 Chiou
6,017,296 A 1/2000 Tang et al.
6,203,476 B1 * 3/2001 Wang A63B 21/0552
482/123
6,328,680 B1 12/2001 Shifferaw

(Continued)
Primary Examiner — Cynthia Ramirez
Assistant Examiner — Michael A Maharajh
(74) *Attorney, Agent, or Firm* — Mark V. Loen

(57) **CLAIM**
The ornamental design for a rolling exercise bar, as shown and described.

DESCRIPTION
FIG. 1 is a front view of a rolling exercise bar showing my new design;
FIG. 2 is a right side view thereof, the left side view being a mirror image;
FIG. 3 is a top view thereof;
FIG. 4 is a bottom view thereof;
FIG. 5 is an isometric view thereof;
FIG. 6 is a right side view thereof showing the rolling exercise bar in a condition of use; and,
FIG. 7 is a top view thereof showing two rolling exercise bars in a condition of use.
The wheel supports shown in broken lines in FIGS. 1-7 are for the purposes of illustrating portions of the rolling exercise bar, which form no part of the claimed design. The additional broken lines shown in FIGS. 6 and 7 are for the purpose of illustrating environmental structure, which form no part of the claimed design.

1 Claim, 3 Drawing Sheets



(56)

References Cited

U.S. PATENT DOCUMENTS

8,814,767 B2 * 8/2014 Brodbeck A63B 22/20
482/132
D730,455 S * 5/2015 Burris D21/662
D734,408 S * 7/2015 Capps D21/681
D756,468 S * 5/2016 Chang D21/662
D758,603 S * 6/2016 Phillips D24/215
D794,725 S * 8/2017 Lamothe D21/679
10,004,942 B1 * 6/2018 Huang A63B 22/20
10,046,198 B1 * 8/2018 Huang A63B 22/20
2007/0010384 A1 1/2007 Roberts
2007/0298947 A1 12/2007 Eksteen
2008/0070762 A1 * 3/2008 White A63B 21/0004
482/108
2012/0172184 A1 7/2012 Wang
2013/0017938 A1 * 1/2013 Thompson A63B 23/0222
482/145
2016/0045782 A1 2/2016 Wong

* cited by examiner




Fig. 3

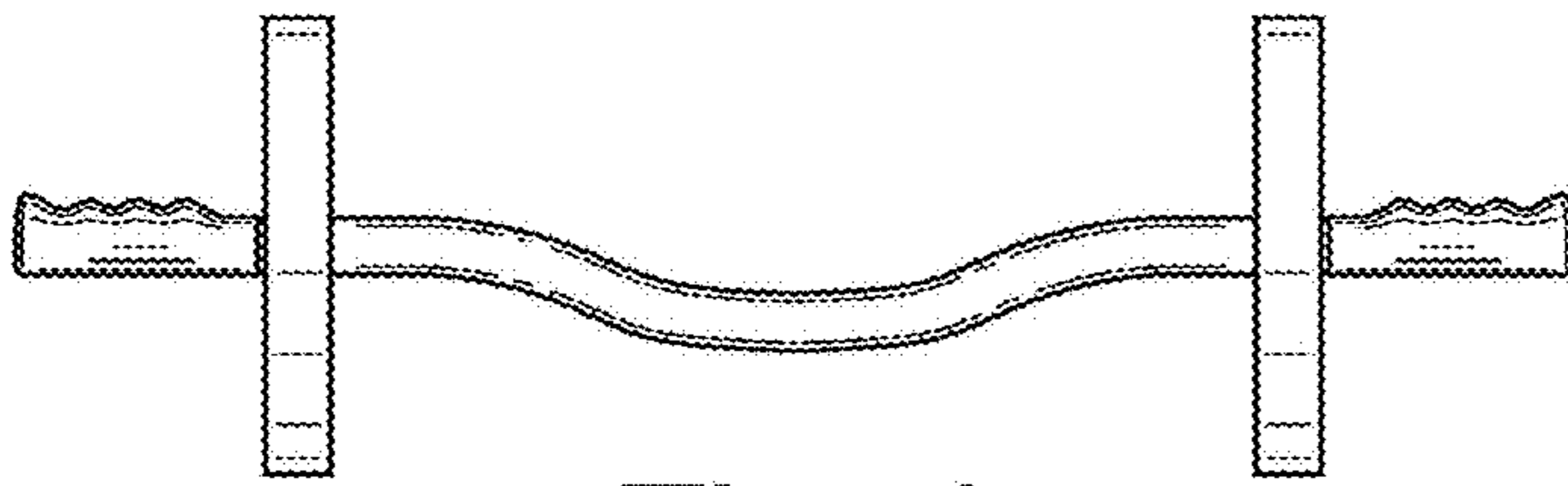


Fig. 1

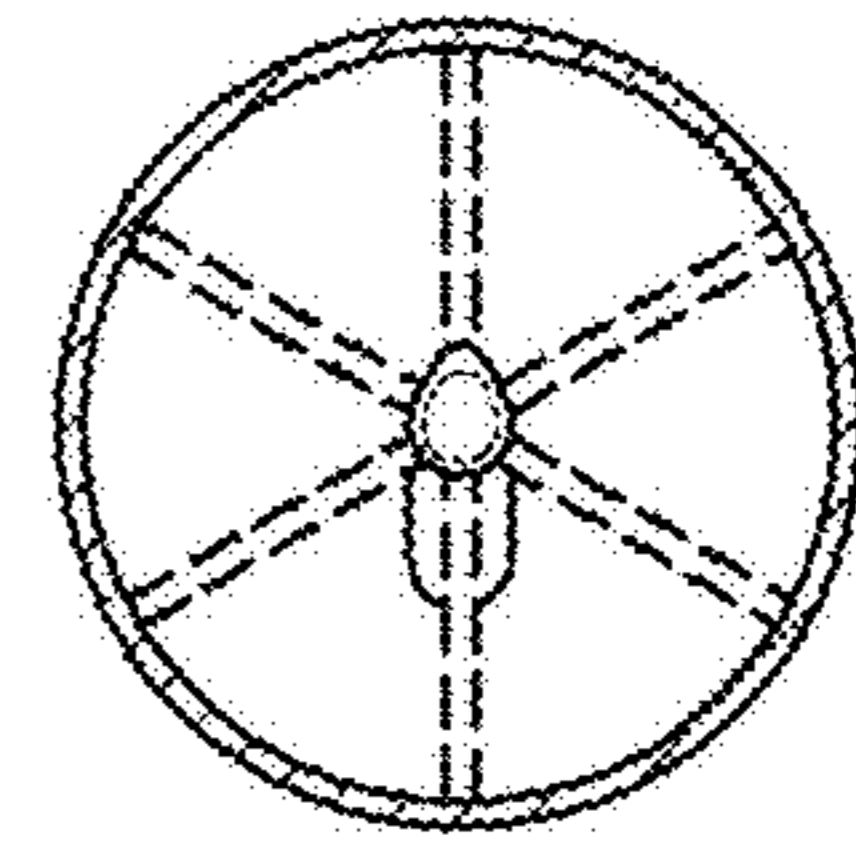


Fig. 2

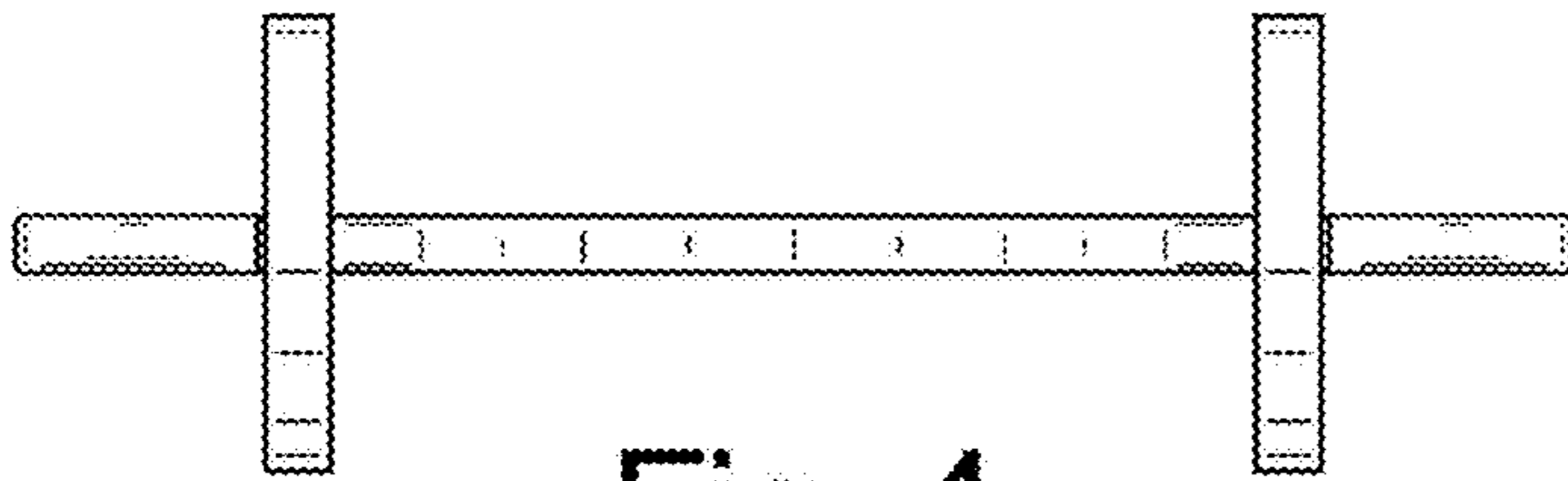


Fig. 4

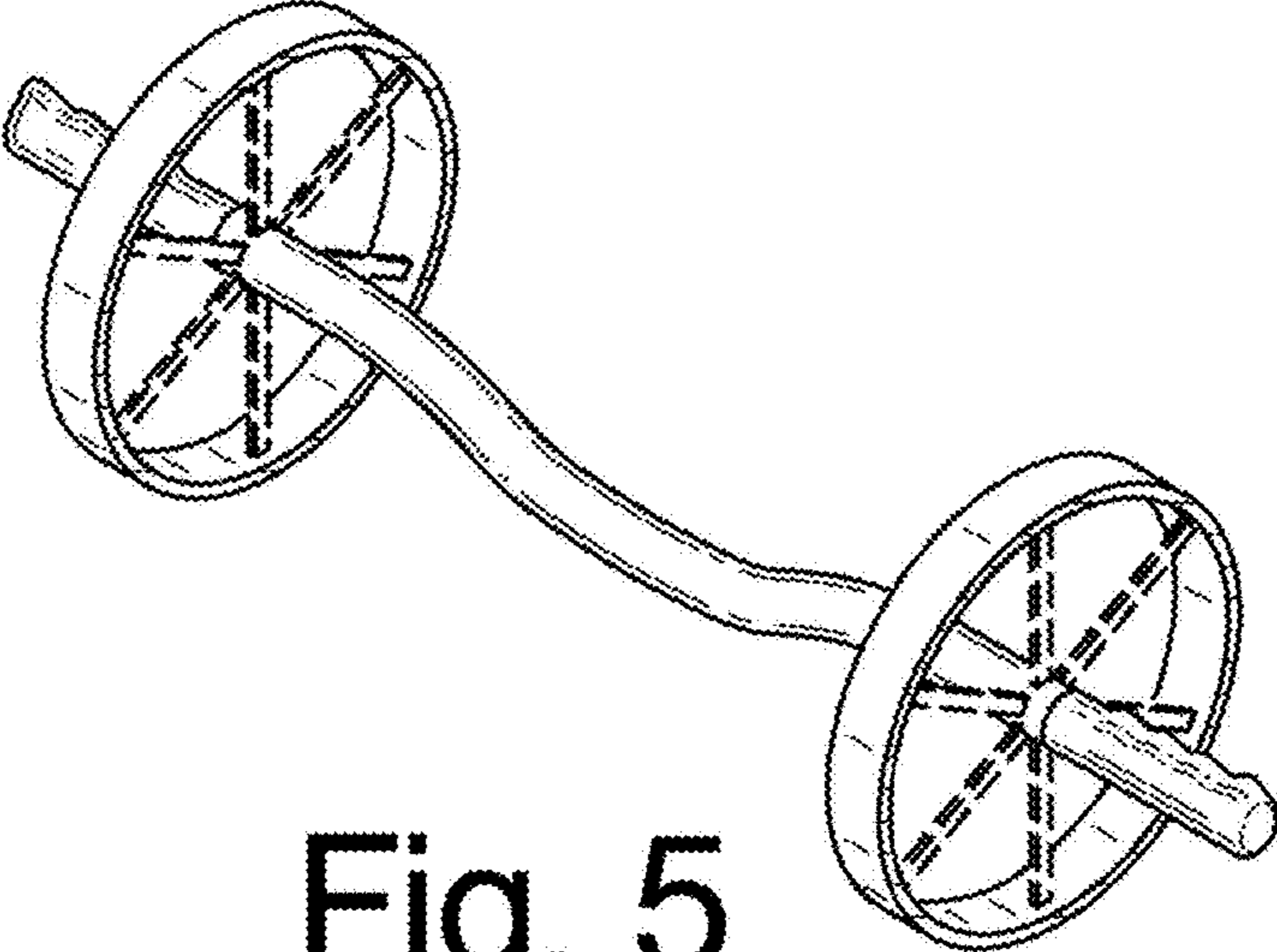


Fig. 5

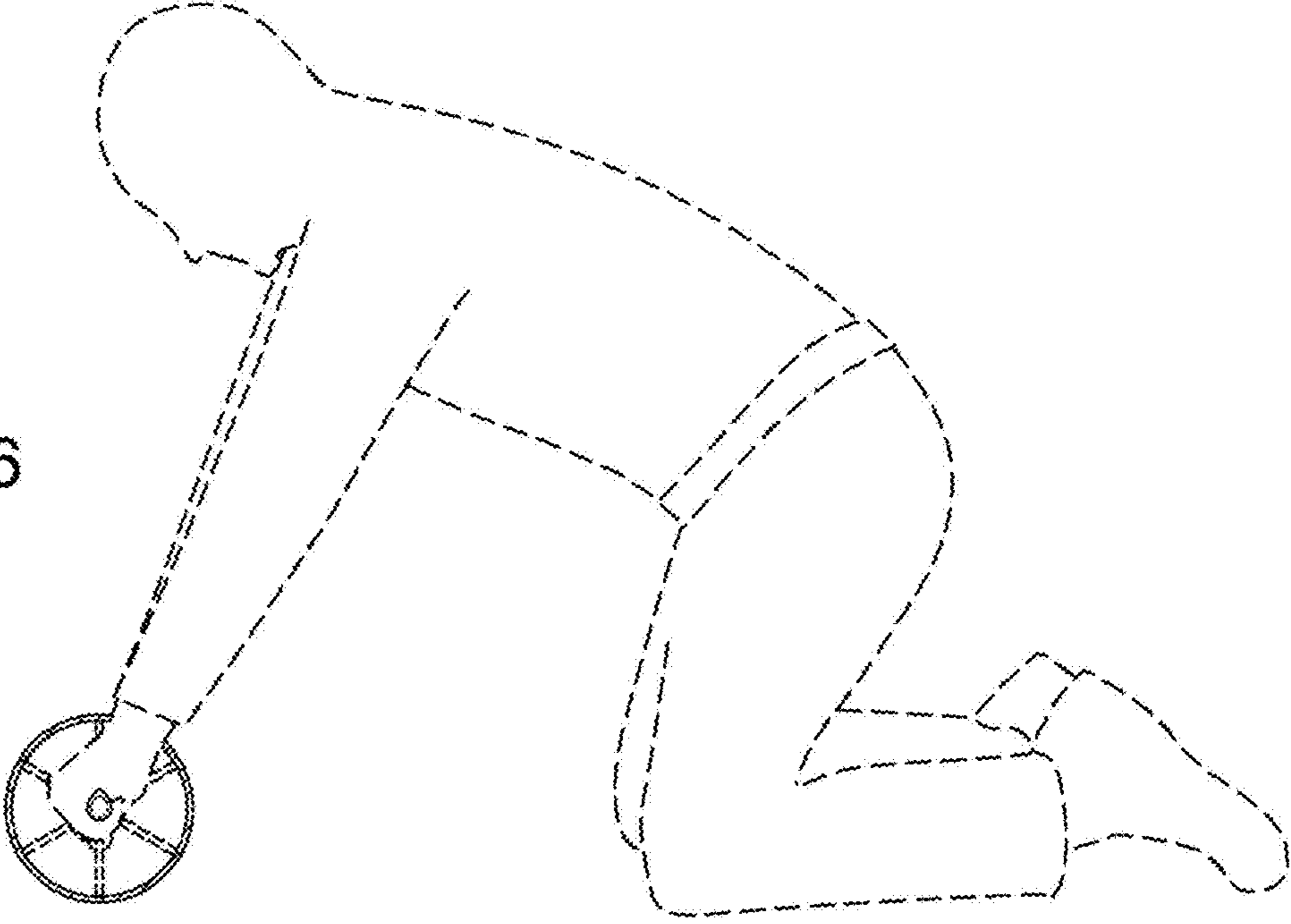


Fig. 6

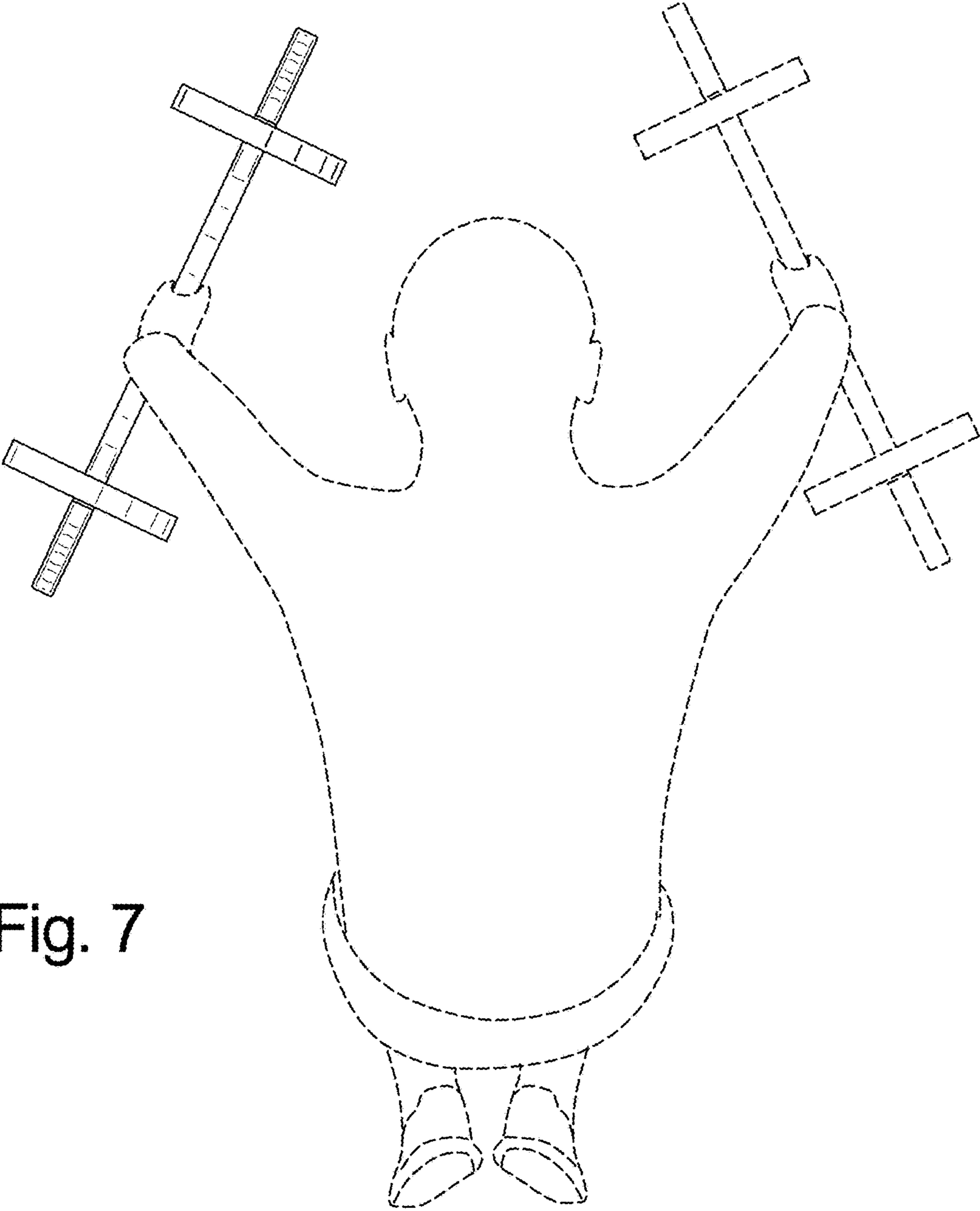


Fig. 7