



US00D839960S

(12) **United States Design Patent**
Zhang

(10) **Patent No.:** **US D839,960 S**

(45) **Date of Patent:** **** Feb. 5, 2019**

(54) **WRITING INSTRUMENT**

(71) Applicant: **Riteline LLC**, Dallas, TX (US)

(72) Inventor: **Enmin Zhang**, Southlake, TX (US)

(73) Assignee: **Riteline LLC**, Dallas, TX (US)

(**) Term: **15 Years**

(21) Appl. No.: **29/586,760**

(22) Filed: **Dec. 6, 2016**

(51) **LOC (11) Cl.** **19-06**

(52) **U.S. Cl.**

USPC **D19/173**; D19/906; D19/171

(58) **Field of Classification Search**

USPC D19/196, 187, 179, 177, 176, 175, 173,
D19/169, 153, 117, 113, 164

CPC B43K 24/03; B43K 23/12; B43K 23/001;
G09B 5/04; G06F 3/03545

See application file for complete search history.

(56) **References Cited**

U.S. PATENT DOCUMENTS

D83,671 S	3/1931	Esterow	
D207,190 S	3/1967	Darst	
D247,246 S	2/1978	Verona	
D265,212 S	6/1982	Spiegel	
D338,039 S	8/1993	Takahashi	
D364,186 S	* 11/1995	Kuo D19/175
D394,875 S	6/1998	Izushima	
D396,058 S	7/1998	Schmidt et al.	
D400,580 S	11/1998	Schmidt et al.	
D400,582 S	11/1998	Schmidt et al.	
D402,695 S	12/1998	Izushima	
D410,681 S	6/1999	Izushima	
D412,014 S	7/1999	Izushima	
D418,163 S	12/1999	Rosen	
D420,046 S	2/2000	Meyer et al.	
D423,049 S	4/2000	Kohlhase	
D433,705 S	11/2000	Kohlhase	
D461,501 S	8/2002	Nishida	

D465,238 S	11/2002	Qiu
D472,577 S	4/2003	Sakuno et al.
D476,364 S	6/2003	Bain
D480,423 S	10/2003	Kung
D490,108 S	5/2004	Moon
D490,852 S	6/2004	Finney et al.

(Continued)

OTHER PUBLICATIONS

Riteline Product Slideshow 2015 posted by Riteline LLC posted date Feb. 6, 2015 © YouTube, [online], [site visited Feb. 5, 2018]. Available from Internet, https://www.youtube.com/watch?v=bqly_WfDfBc (Year: 2015).*

(Continued)

Primary Examiner — Cynthia Ramirez

Assistant Examiner — Laura H Yu

(74) *Attorney, Agent, or Firm* — Wei Wei Jeang; Grable Martin Fulton PLLC

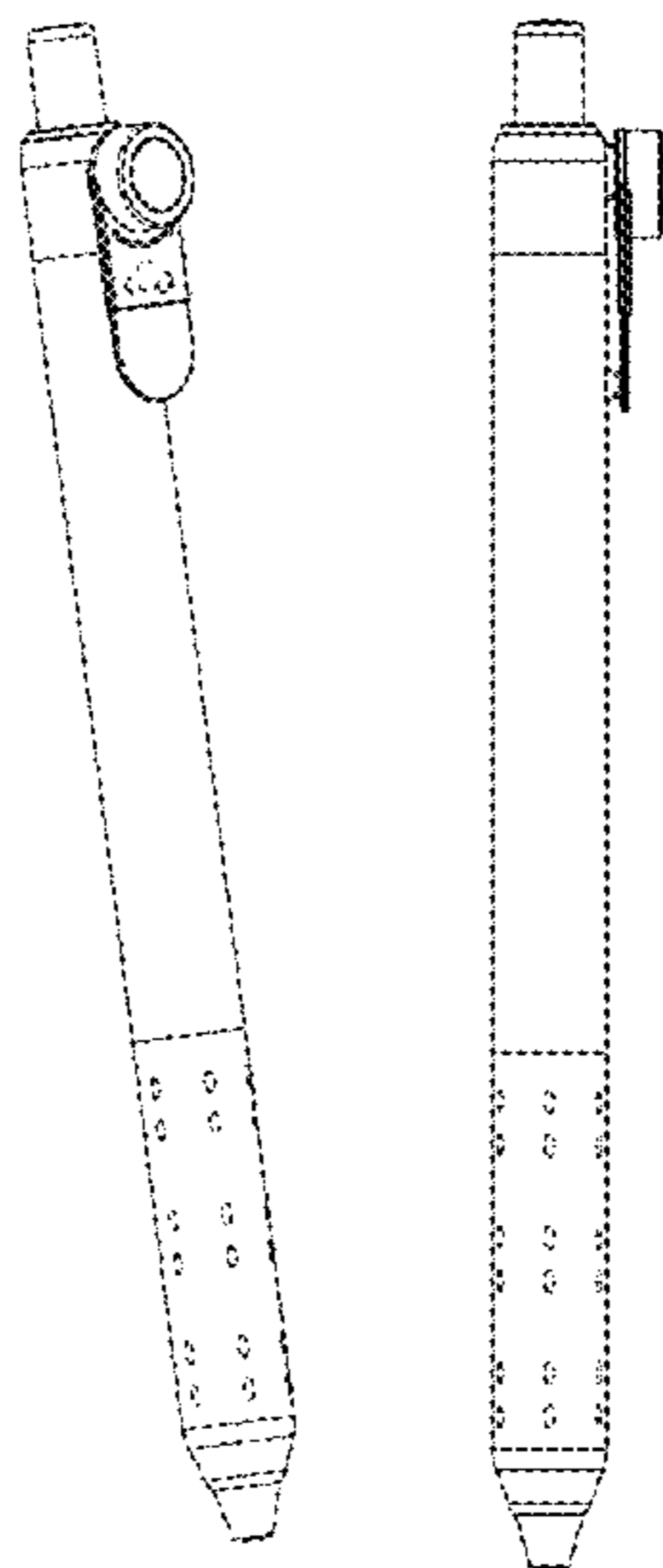
(57) **CLAIM**

The ornamental design for a writing instrument, as shown and described.

DESCRIPTION

FIG. 1 is a right front perspective view of a writing instrument showing my new design; FIG. 2 is a left front perspective view thereof; FIG. 3 is a front elevational view thereof; FIG. 4 is a rear elevational view thereof; FIG. 5 is a right elevational view thereof; FIG. 6 is a left elevational view thereof; FIG. 7 is a front elevational view of the writing instrument showing the clip tab rotated; FIG. 8 is a top plan view thereof; and, FIG. 9 is a bottom plan view thereof. The broken lines in the figures show portions of the writing instrument that form no part of the claimed design.

1 Claim, 4 Drawing Sheets



(56)

References Cited

U.S. PATENT DOCUMENTS

D492,248 S 6/2004 Gregory et al.
 D492,349 S 6/2004 Qiu
 D494,219 S 8/2004 Arita
 D498,494 S 11/2004 Conklin et al.
 D499,139 S 11/2004 Oka
 D500,337 S 12/2004 Tsuchida
 D500,519 S 1/2005 Keda
 D505,156 S 5/2005 Tatic
 D508,714 S 8/2005 Koch
 D512,099 S * 11/2005 Shibata D19/174
 D531,218 S 10/2006 Tatic
 D534,586 S 1/2007 Togawa
 D534,954 S 1/2007 Bickert et al.
 D539,345 S 3/2007 Bickert et al.
 D540,861 S 4/2007 Bickert et al.
 D540,867 S 4/2007 Koch
 D543,237 S 5/2007 Bickert et al.
 D545,367 S 6/2007 Ternovits
 D546,884 S 7/2007 Ternovits
 D546,887 S 7/2007 Ternovits
 D548,789 S 8/2007 Ternovits
 D549,778 S 8/2007 Kent et al.
 D551,710 S 9/2007 Tsuchida
 D553,191 S 10/2007 Qiu
 D556,259 S 11/2007 Feng et al.
 D558,268 S 12/2007 Siegel
 D558,827 S 1/2008 Feng et al.
 D559,315 S 1/2008 Qiu et al.
 D559,317 S * 1/2008 Ikeda D19/171
 D559,318 S 1/2008 Qiu et al.
 D559,909 S 1/2008 Qiu et al.
 D562,389 S 2/2008 Ikeda
 D562,392 S 2/2008 Qiu et al.
 D565,654 S 4/2008 Siegel
 D567,287 S 4/2008 Anand
 D570,414 S 6/2008 Qiu et al.
 D572,753 S 7/2008 Brigham et al.
 D575,339 S 8/2008 Daida
 D576,213 S 9/2008 Fei
 D579,497 S 10/2008 Yoon
 D581,462 S 11/2008 Katami
 D583,413 S 12/2008 Li
 D583,414 S 12/2008 Booker
 D583,865 S 12/2008 Kwok
 D585,938 S * 2/2009 Feng D19/167
 D588,194 S 3/2009 Booker
 D588,195 S 3/2009 Booker
 D589,557 S 3/2009 Kusch et al.
 D590,882 S 4/2009 Katami
 D591,352 S 4/2009 Gerules et al.
 D594,059 S 6/2009 Shibata
 D602,085 S 10/2009 Matsumura
 D605,699 S 12/2009 Li
 D605,701 S 12/2009 Zhang
 D607,932 S 1/2010 Zhang
 D609,744 S 2/2010 Rathod
 D611,537 S 3/2010 Rolion et al.
 D612,888 S 3/2010 Rolion et al.

D619,169 S 7/2010 Kent et al.
 D619,170 S 7/2010 Kent et al.
 D622,317 S 8/2010 Li
 D623,223 S 9/2010 Chaffee et al.
 D624,965 S 10/2010 Li
 D626,597 S 11/2010 Casciotti et al.
 D628,641 S 12/2010 Zhang
 D630,247 S 1/2011 Shimizu
 D633,142 S 2/2011 Chaffee et al.
 D641,405 S 7/2011 Guo
 D641,408 S 7/2011 Zhang
 D641,788 S 7/2011 Rolion et al.
 D642,616 S * 8/2011 Kui B43K 7/02
 D19/117
 D646,715 S 10/2011 Kim
 D647,137 S 10/2011 Uchiyama
 D648,387 S 11/2011 Liang
 D648,789 S 11/2011 Shibata
 D650,441 S 12/2011 Ikeda
 D650,858 S 12/2011 Keda
 D651,241 S 12/2011 Liang
 D651,244 S 12/2011 Yuan
 D651,245 S 12/2011 Yuan
 D652,080 S 1/2012 Shibata
 D653,705 S 2/2012 Pearson
 D656,193 S 3/2012 Yuan
 D656,194 S 3/2012 Yuan
 D663,771 S * 7/2012 Losel D19/173
 D664,197 S 7/2012 Casciotti et al.
 D665,025 S 8/2012 Li et al.
 D667,882 S 9/2012 Uchiyama et al.
 D672,812 S 12/2012 Zhang
 D672,813 S 12/2012 Zhang
 D679,326 S 4/2013 Li et al.
 D679,327 S 4/2013 Liang
 D690,358 S 9/2013 Jin
 D692,483 S 10/2013 Laemle
 D692,484 S 10/2013 Laemle
 D700,238 S 2/2014 Slempe
 D701,264 S * 3/2014 Li D19/173
 D706,348 S 6/2014 Inoue et al.
 D708,263 S 7/2014 Laemle
 D710,447 S 8/2014 Shibata
 D710,941 S 8/2014 Casciotti et al.
 D713,881 S 9/2014 Koch
 D726,825 S 4/2015 Casciotti et al.
 9,108,456 B2 8/2015 Ito
 D746,376 S 12/2015 Fleming
 D753,226 S 4/2016 Casciotti et al.
 D763,962 S * 8/2016 Zhang D19/173
 2009/0290929 A1 11/2009 Rolion et al.

OTHER PUBLICATIONS

Indash posted by PensRus posted date unknown © PENSRUS, [online], [site visited Feb. 5, 2018]. Available from Internet, <http://promotional-pens.pensrus.com/product/PRU-B146A/The+Indash.html> (Year: 2018).*

* cited by examiner

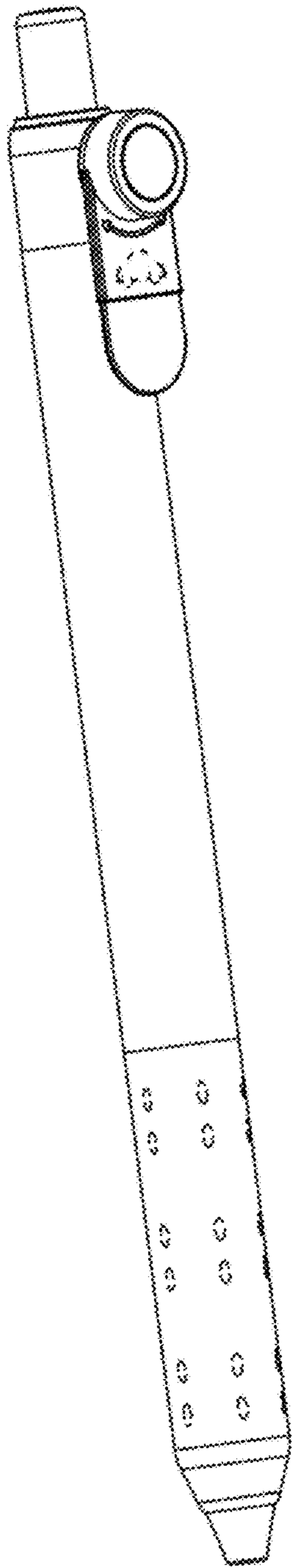


FIG. 1

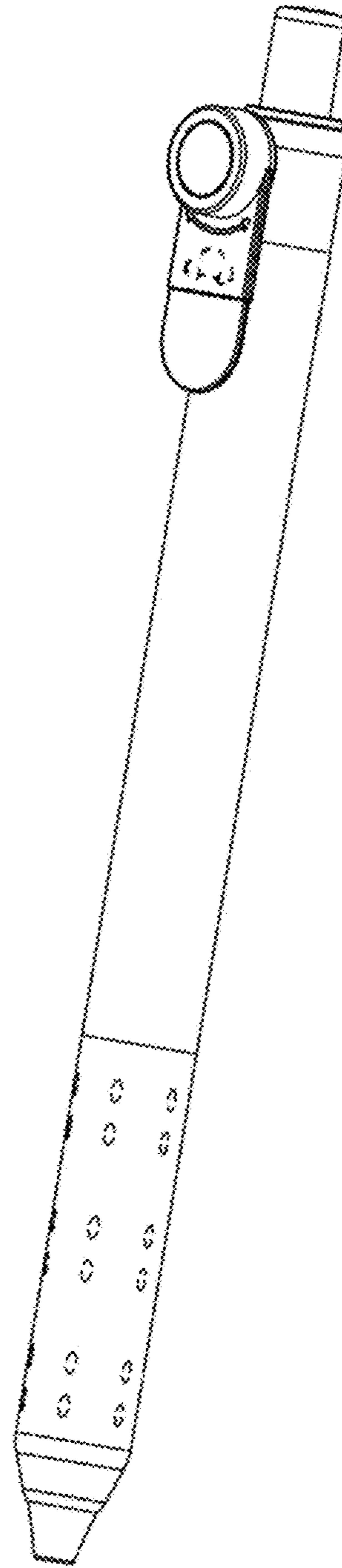


FIG. 2




FIG. 3



FIG. 4




FIG. 5




FIG. 6




FIG. 7

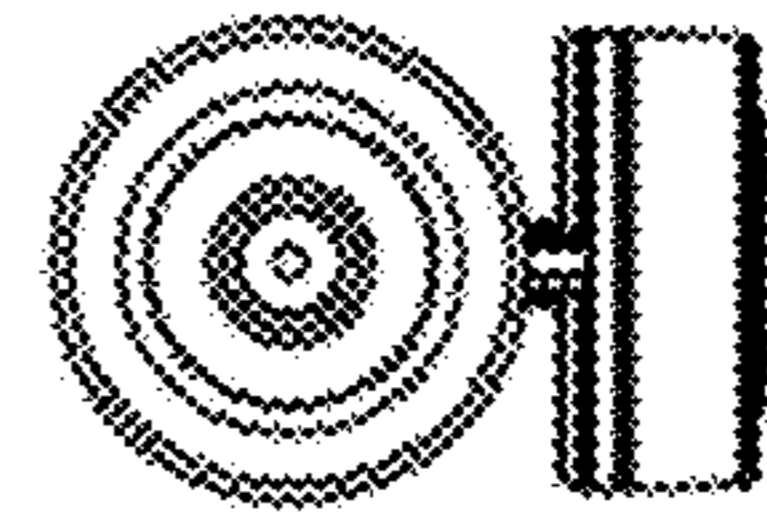


FIG. 8

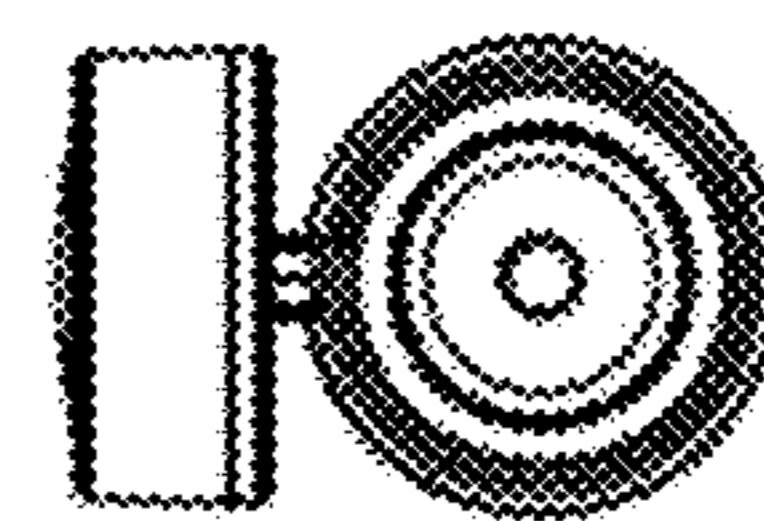


FIG. 9