



US00D839930S

(12) **United States Design Patent** (10) **Patent No.:** **US D839,930 S**
Fischbach et al. (45) **Date of Patent:** **** Feb. 5, 2019**

(54) **REFRIGERATING APPARATUS**

(71) Applicant: **B Medical Systems S.a.r.l.**, Hosingen (LU)

(72) Inventors: **Jos Fischbach**, Hosingen (LU); **Alan Rushing**, Hosingen (LU); **Eric Groenendaels**, Hosingen (LU)

(73) Assignee: **B Medical Systems S.a.r.l.**, Hosingen (LU)

(**) Term: **15 Years**

(21) Appl. No.: **29/626,473**

(22) Filed: **Nov. 17, 2017**

(51) **LOC (11) Cl.** **15-07**

(52) **U.S. Cl.**
USPC **D15/79**

(58) **Field of Classification Search**
USPC D15/79-91; D23/355, 364, 365, 359;
D34/12-27; D24/216-232, 107
CPC F02M 37/18; F02M 3/045; F02M 43/00;
F02M 51/04; F02M 51/0614; F02M
53/043; F02M 55/004; F02M 55/008;
F02M 57/021; F02M 57/027; F02M
59/025; F02M 59/10; F02M 5/00; F02M
5/12; F02M 5/14; F02M 61/02; F02M
61/045; F02M 61/14; F02M 61/145;
F02M 61/18; F02M 61/184; F02M
61/1853; F02M 61/20; F02M 65/003;
F02M 69/00; F02M 69/041; F02M 6/043;
F02M 69/32; F02M 69/50; F02M 7/10;
F02M 7/12; F02M 7/133; F02M 7/17;
F02M 9/12; F02M 9/127; F02M 9/14

See application file for complete search history.

(56) **References Cited**

U.S. PATENT DOCUMENTS

| | | | | |
|-----------|-----|---------|------------------|---------------------|
| 4,307,581 | A * | 12/1981 | Reid | F25D 3/08 62/372 |
| D368,916 | S * | 4/1996 | Pawlowski | D15/79 |
| D477,335 | S * | 7/2003 | Upton | D15/79 |
| D491,580 | S * | 6/2004 | Stoddart | D15/79 |
| D503,785 | S * | 4/2005 | Otaki | D15/79 |
| D503,971 | S * | 4/2005 | Otaki | D15/79 |
| D535,452 | S * | 1/2007 | Lim | D34/19 |
| D595,748 | S * | 7/2009 | Kratschmer | D15/81 |
| D618,712 | S * | 6/2010 | Tsuji | D15/79 |
| D618,713 | S * | 6/2010 | Tsuji | D15/79 |
| D819,091 | S * | 5/2018 | Neill | D15/81 |

* cited by examiner

Primary Examiner — Ian Simmons

Assistant Examiner — Khawaja Anwar

(74) *Attorney, Agent, or Firm* — Jerold I. Scheneider

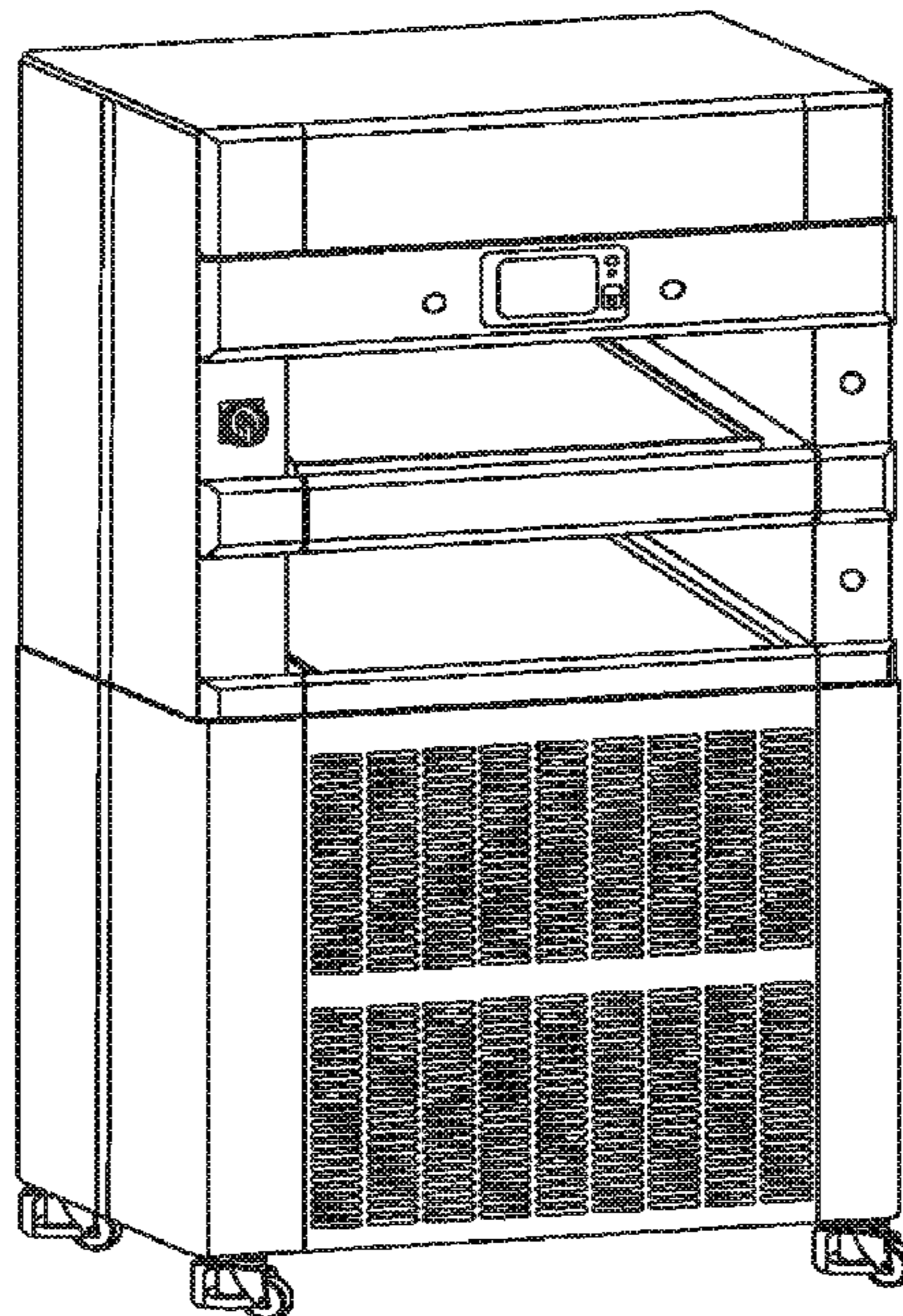
(57) **CLAIM**

We claim the ornamental design for a refrigerating apparatus, as shown and described.

DESCRIPTION

FIG. 1 is a perspective view of a refrigerating apparatus showing our new design from the Front, Left and Top; FIG. 2 is a perspective view of a refrigerating apparatus showing our new design from the Front, Right and Top; and, FIG. 3 is a perspective view of a refrigerating apparatus showing our new design from the Rear, Left and Bottom.

1 Claim, 3 Drawing Sheets



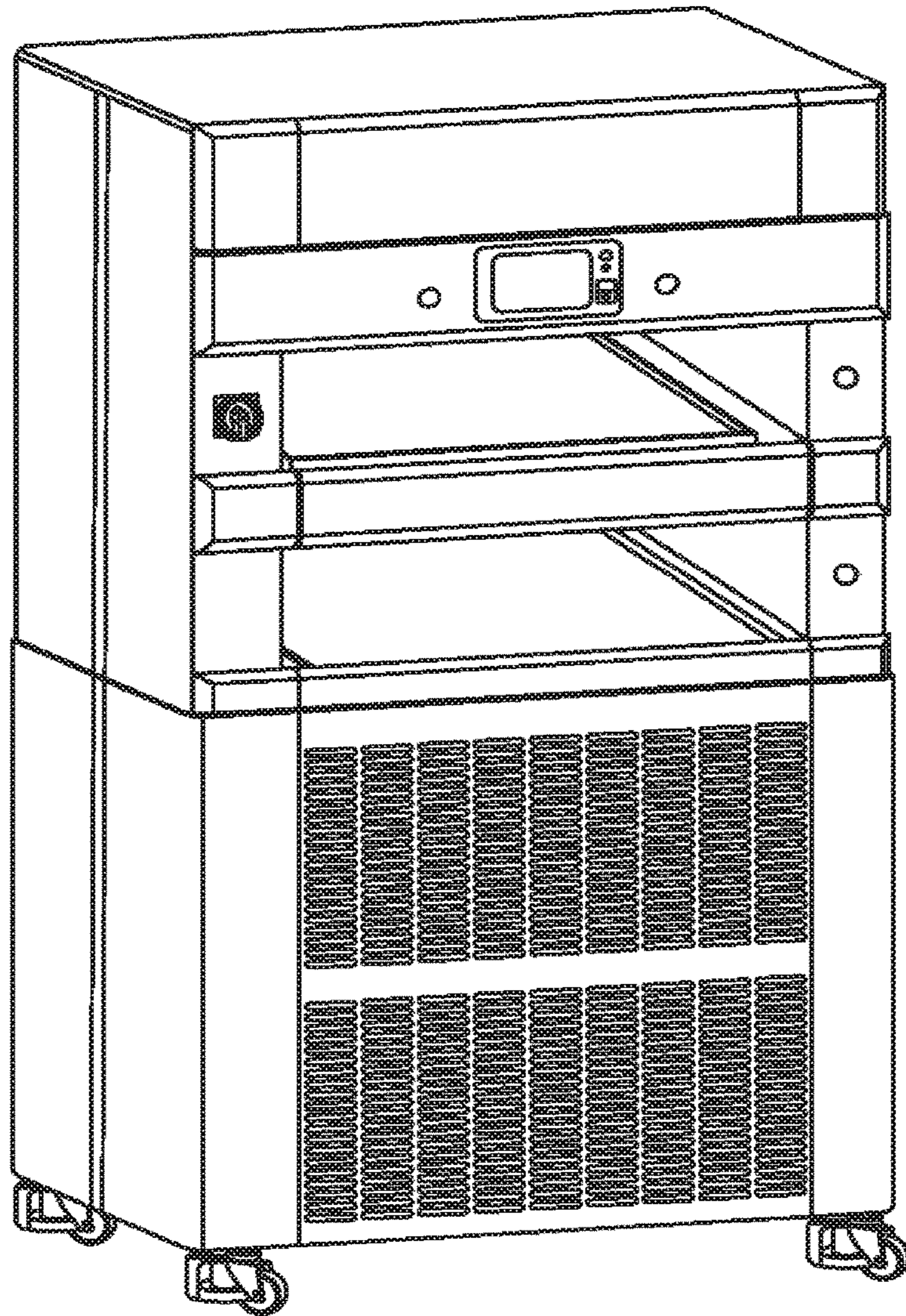


Fig. 1

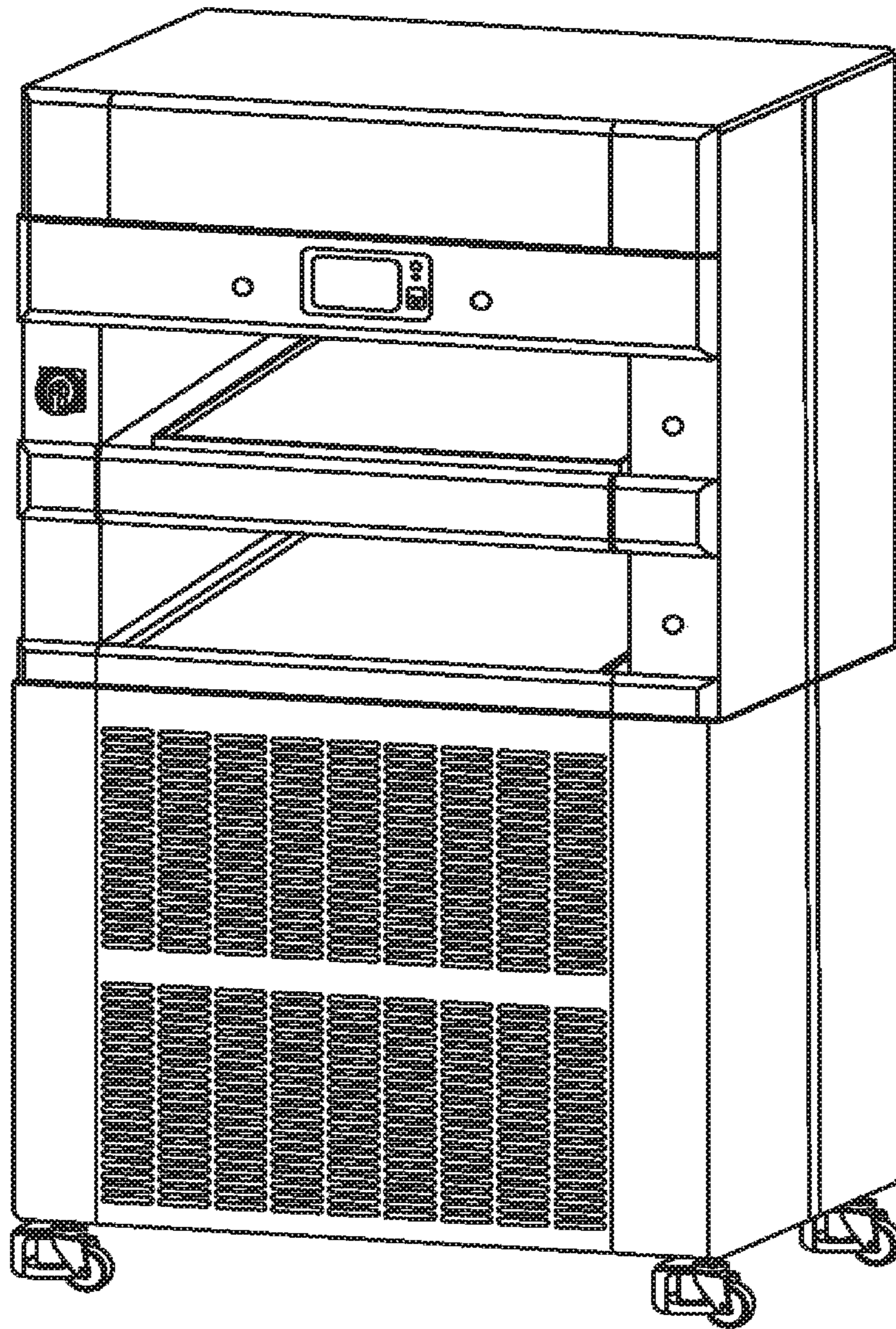


Fig. 2

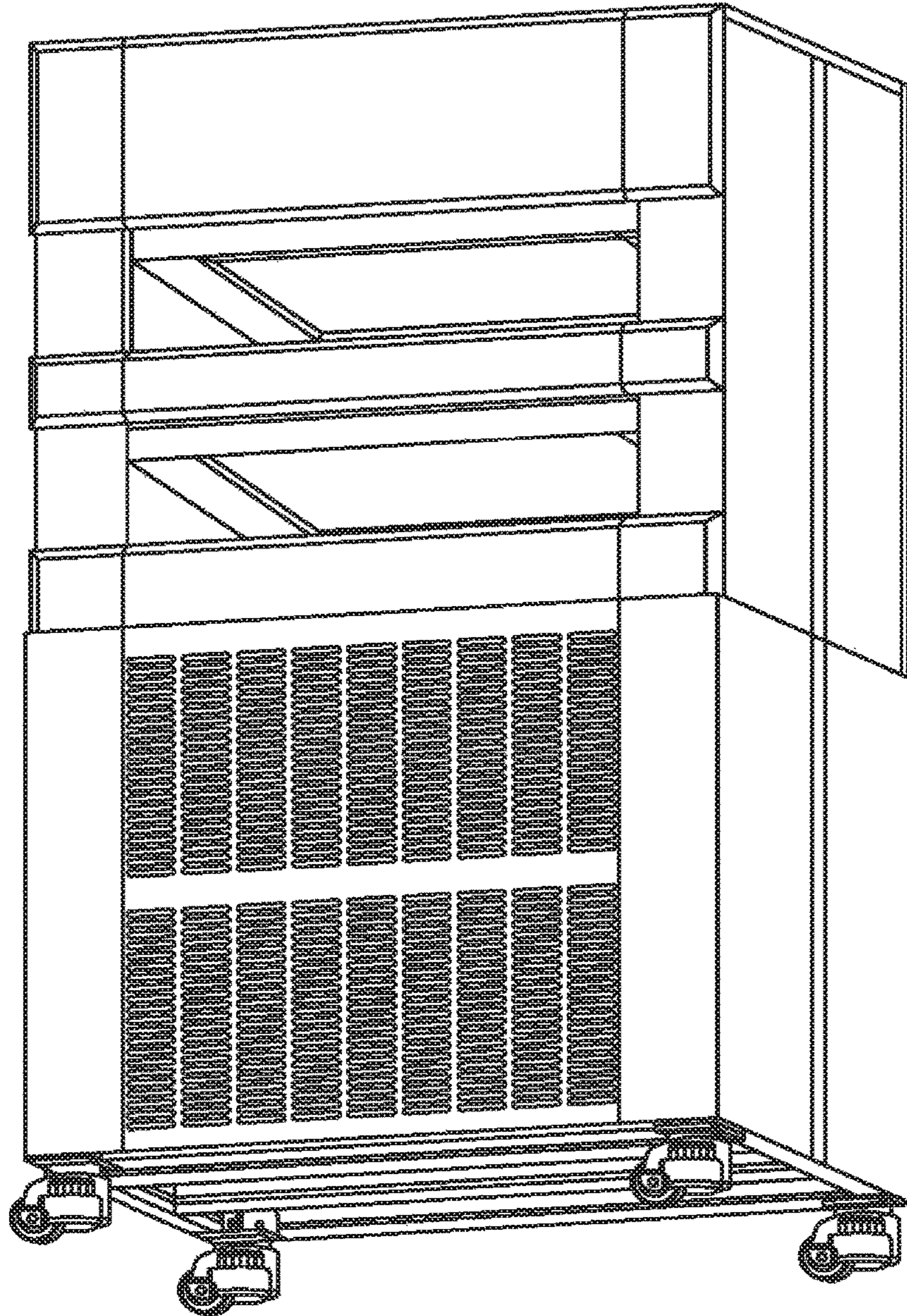


Fig. 3