



US00D839903S

(12) **United States Design Patent** (10) **Patent No.:** **US D839,903 S**
Farrin et al. (45) **Date of Patent:** **** Feb. 5, 2019**

(54) **DISPLAY SCREEN OR PORTION THEREOF WITH GRAPHICAL USER INTERFACE**

9,785,312 B1 * 10/2017 Sanchez B62K 21/14
D824,930 S * 8/2018 Spector D14/485
D827,656 S * 9/2018 Rauschenbach D14/485

(Continued)

(71) Applicant: **GrowPath, Inc.**, Durham, NC (US)

(72) Inventors: **James Scott Farrin**, Hillsborough, NC (US); **Richard Christopher Low**, Durham, NC (US)

(73) Assignee: **GrowPath, Inc.**, Durham, NC (US)

(**) Term: **15 Years**

(21) Appl. No.: **29/633,035**

(22) Filed: **Jan. 11, 2018**

(51) **LOC (11) Cl.** **14-04**

(52) **U.S. Cl.**
USPC **D14/486**

(58) **Field of Classification Search**
USPC D14/485-495
CPC G06F 3/048-3/04897
See application file for complete search history.

(56) **References Cited**

U.S. PATENT DOCUMENTS

D297,243	S	*	8/1988	Wells-Papanek	D14/487
D664,969	S	*	8/2012	Williams	D14/486
D665,396	S	*	8/2012	Williams	D14/486
D711,903	S	*	8/2014	Mishra	D14/486
D737,831	S	*	9/2015	Lee	D14/485
D738,384	S	*	9/2015	Kim	D14/485
D740,299	S	*	10/2015	Wetherell	D14/485
D768,161	S	*	10/2016	McRae	D14/486
D768,176	S	*	10/2016	Park	D14/486
D768,183	S	*	10/2016	Steplyk	D14/486
D774,052	S	*	12/2016	Gedrich	D14/485
9,703,985	B1	*	7/2017	Sanchez	G06F 21/84
D794,661	S	*	8/2017	Nishizawa	D14/486
D796,523	S	*	9/2017	Bhandari	D14/485
D801,355	S	*	10/2017	Hoang	D14/486

OTHER PUBLICATIONS

Law Practice Management Software: 5 Popular Choices Compared, by Halden Ingwersen, published Oct. 29, 2016, blog.capterra.com [online]. Retrieved Oct. 25, 2018 from internet <URL:https://blog.capterra.com/law-practice-management-software-6-popular-choices-compared/> (Year: 2016).*

Primary Examiner — Cathron C Brooks
Assistant Examiner — Andrew T Nemeth

(74) *Attorney, Agent, or Firm* — Deepak Malhotra; Tara J. Williams

(57) **CLAIM**

The ornamental design for a display screen or portion thereof with graphical user interface, as shown and described.

DESCRIPTION

FIG. 1A is a front view of an upper left portion of a display screen or portion thereof with a graphical user interface, showing our new design.

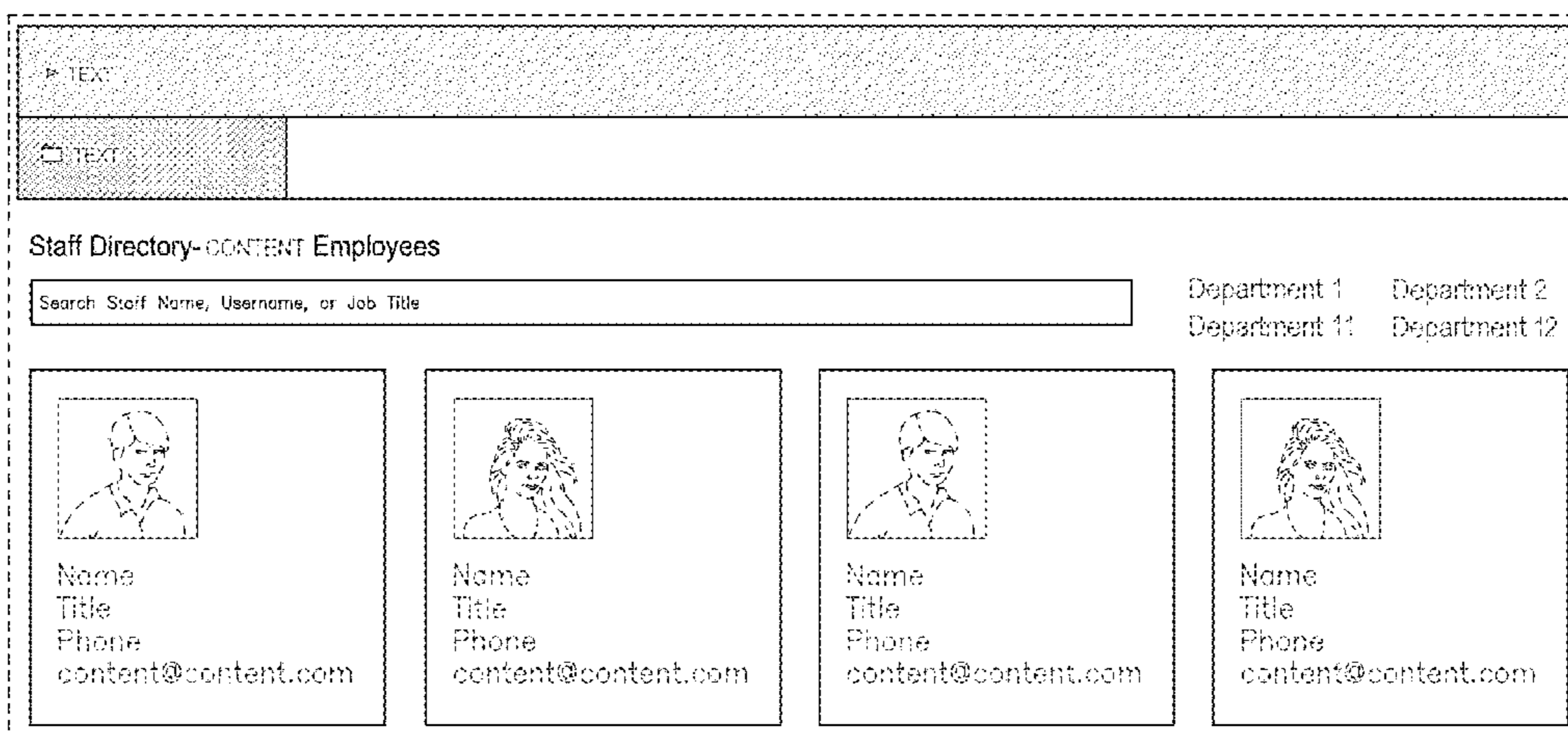
FIG. 1B is a front view of an lower left portion of a display screen or portion thereof with a graphical user interface, showing our new design.

FIG. 1C is a front view of an upper right portion of a display screen or portion thereof with a graphical user interface, showing our new design; and,

FIG. 1D is a front view of a lower right portion of a display screen or portion thereof with a graphical user interface, showing our new design.

The outermost broken line rectangle illustrates a display screen or portion thereof. The remaining broken lines, directed to some of the text and the portraits, illustrate portions of the graphical user interface. None of the broken lines form part of the claimed design.

1 Claim, 4 Drawing Sheets



(56)

References Cited

U.S. PATENT DOCUMENTS

D829,749 S * 10/2018 Kang D14/486
2016/0342590 A1 * 11/2016 Paulin G06F 17/30011

* cited by examiner

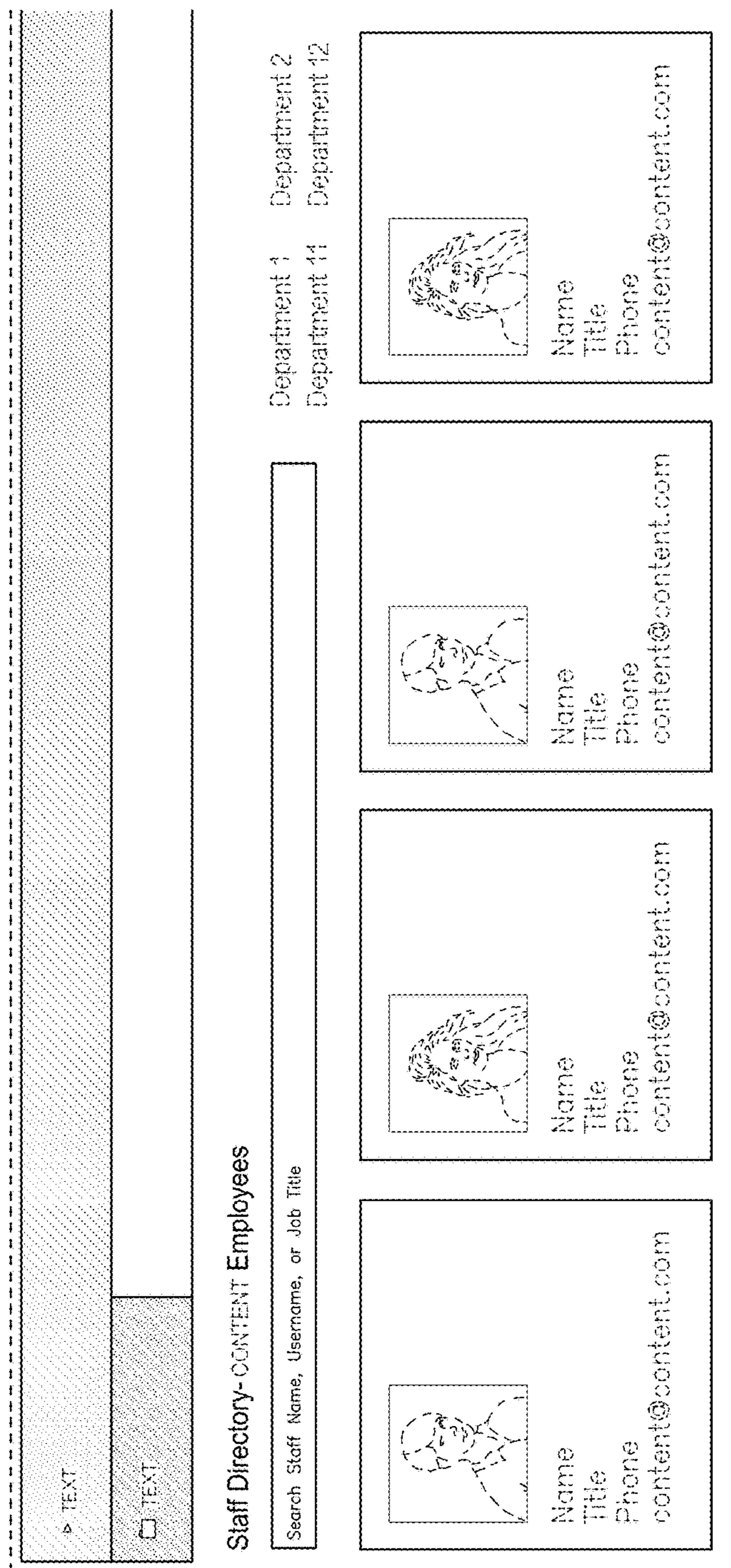


FIG. 1A

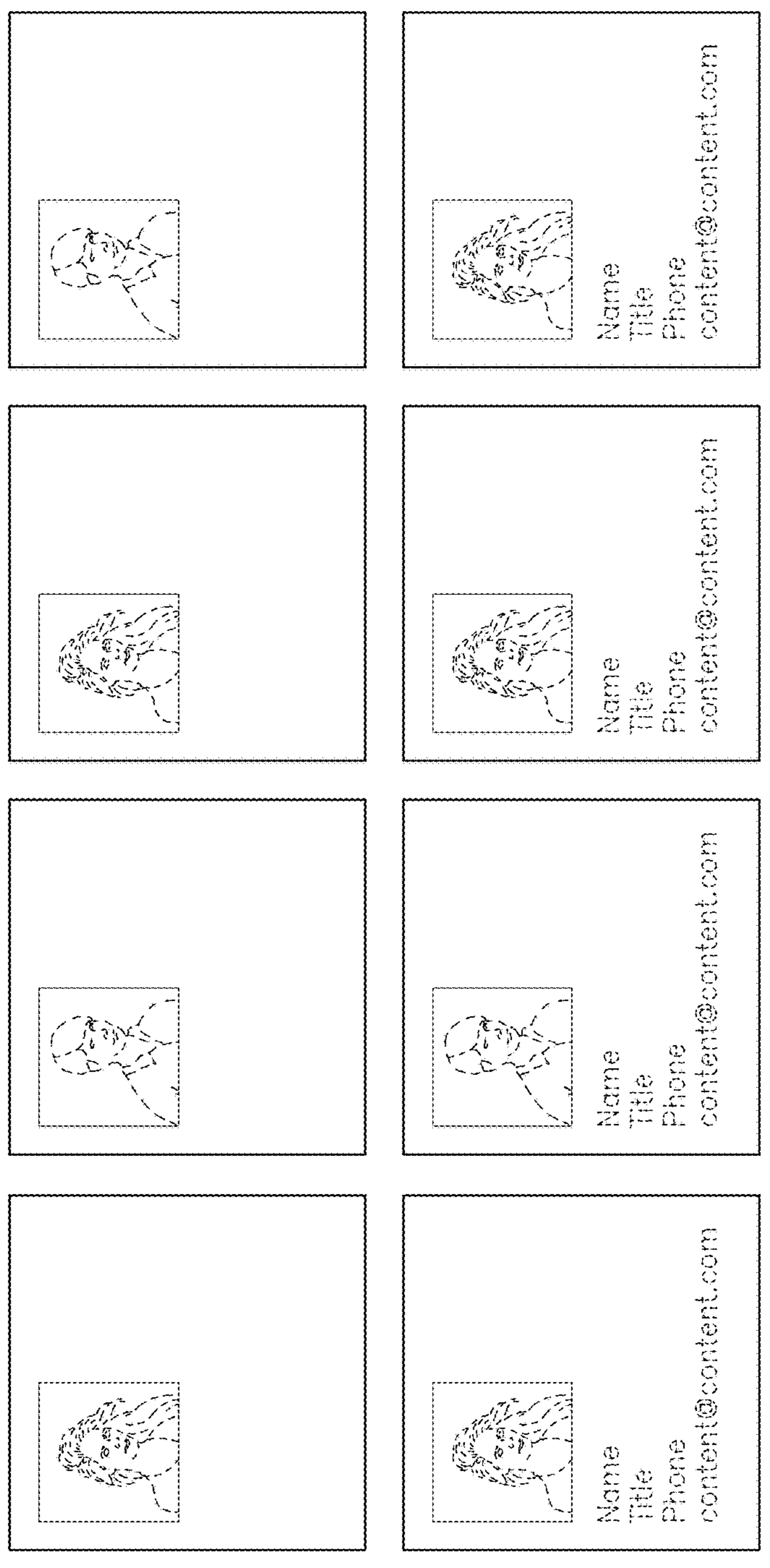


FIG. 1B

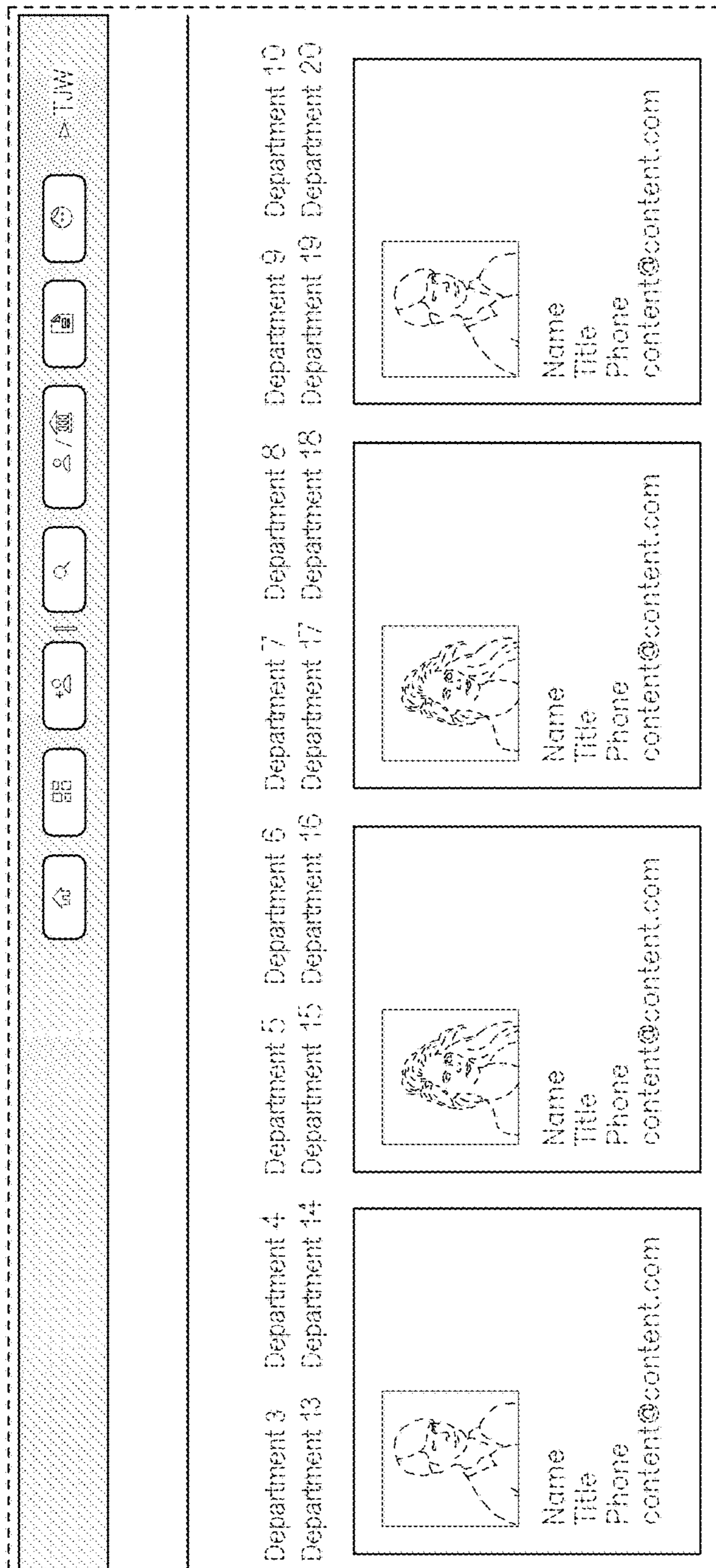


FIG. 1C




FIG. 1D