



US00D839880S

(12) **United States Design Patent** (10) **Patent No.:** **US D839,880 S**
Dudey et al. (45) **Date of Patent:** **** Feb. 5, 2019**

(54) **DISPLAY SCREEN WITH ANIMATED GRAPHICAL USER INTERFACE**

(71) Applicant: **TRADING TECHNOLOGIES INTERNATIONAL, INC.**, Chicago, IL (US)

(72) Inventors: **Kevin L. Dudey**, Chicago, IL (US);
Allison Schwarz, Chicago, IL (US);
Richard Lane, Chicago, IL (US)

(73) Assignee: **Trading Technologies International, Inc.**, Chicago, IL (US)

(**) Term: **15 Years**

(21) Appl. No.: **29/586,907**

(22) Filed: **Dec. 7, 2016**

(51) **LOC (11) Cl.** **14-04**

(52) **U.S. Cl.**
USPC **D14/485**

(58) **Field of Classification Search**
USPC D14/485-495
CPC G06F 17/211; G06F 17/212; G06F 3/1251;
G06F 3/0481; G06F 2203/04807
See application file for complete search history.

(56) **References Cited**

U.S. PATENT DOCUMENTS

D599,377 S *	9/2009	Jewitt	D14/489
D624,555 S *	9/2010	Anzures	D14/486
D670,725 S *	11/2012	Mori	D14/486
D719,963 S *	12/2014	Hobbs	D14/486
D750,099 S *	2/2016	Seo	D14/485
D753,174 S *	4/2016	Cojuangco	D14/486
D754,166 S *	4/2016	Bainbridge	G06Q 50/22 D14/486
D754,692 S *	4/2016	Hurst	D14/486
D757,760 S *	5/2016	Ku	D14/485
D766,949 S *	9/2016	Johnson	D14/486

(Continued)

Primary Examiner — Darlington Ly

Assistant Examiner — Daniel J Domino

(74) *Attorney, Agent, or Firm* — Marshall, Gerstein & Borun, LLP

(57) **CLAIM**

The ornamental design for a display screen with animated graphical user interface, as shown and described.

DESCRIPTION

The file of this patent contains at least one drawing/photograph executed in color. Copies of this patent with colored drawing(s)/photograph(s) will be provided by the Office upon request and payment of the necessary fee.

FIG. 1 is a front view of a first image in a sequence of images of an animated display screen with animated graphical user interface;

FIG. 2 is a front view of a second image of the sequence of images of the animated graphical user interface illustrated in FIG. 1;

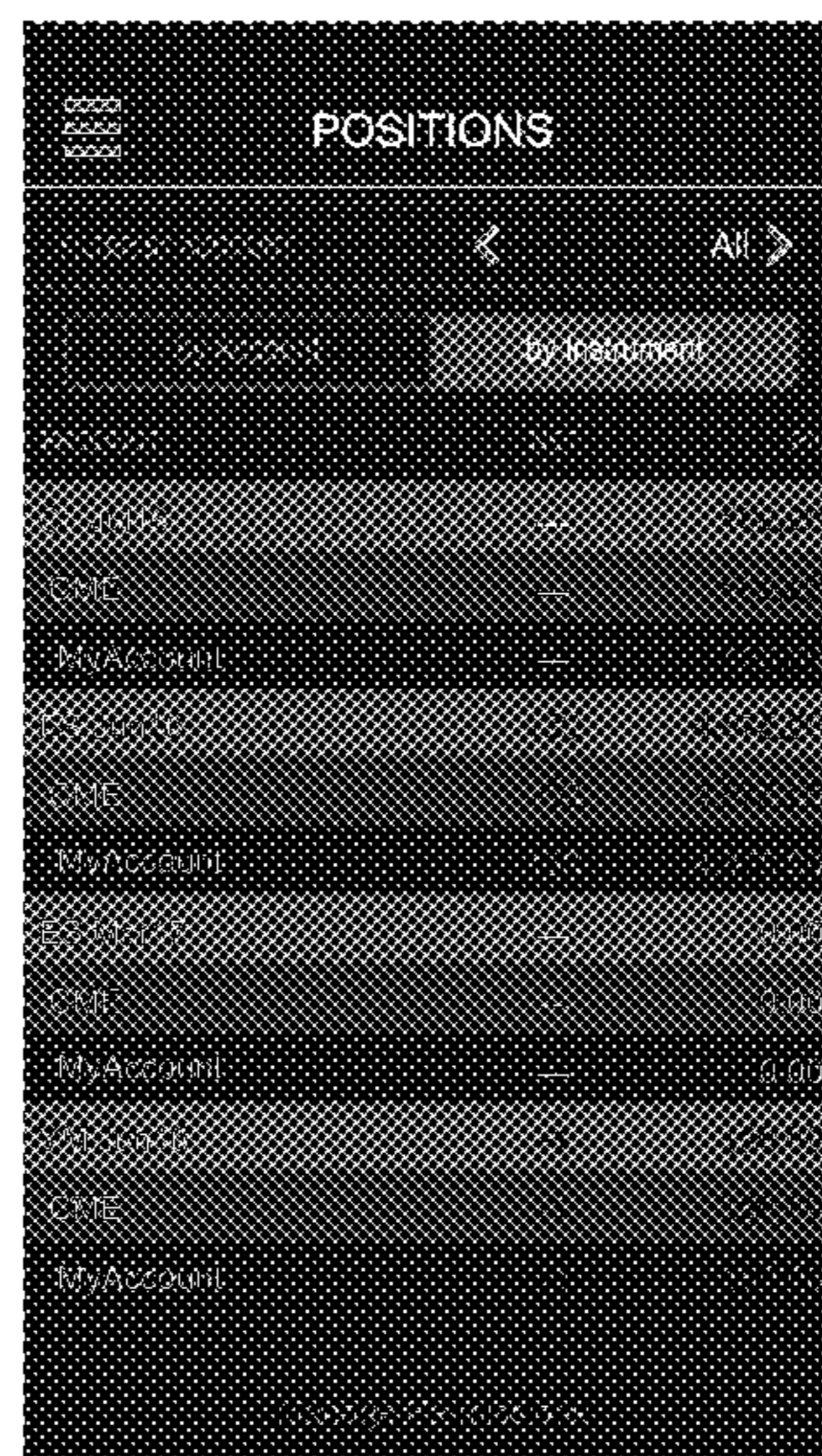
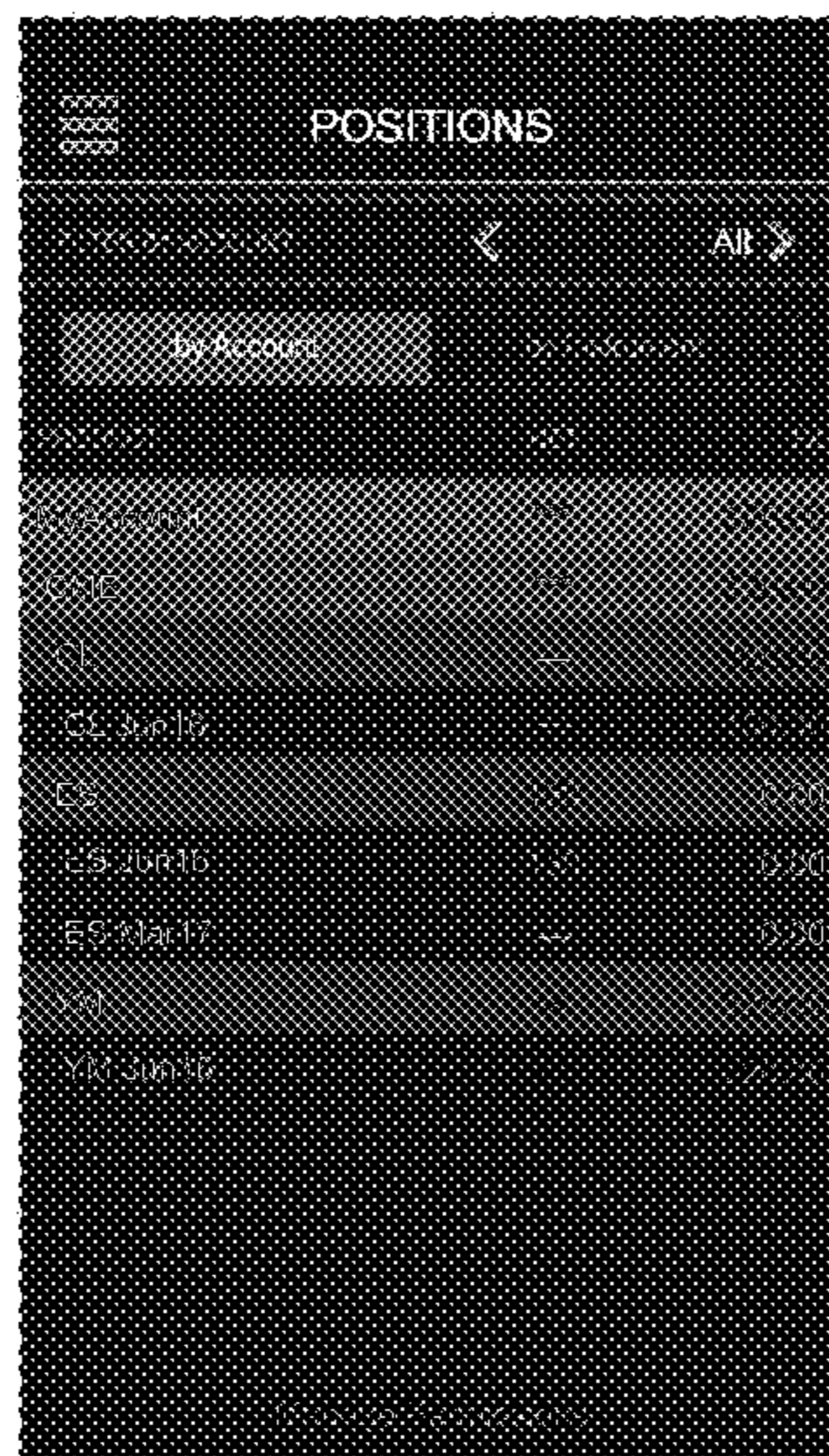
FIG. 3 is a front view of a first image in a sequence of images of a second embodiment of an animated display screen with animated graphical user interface; and,

FIG. 4 is a front view of a second image of the sequence of images of the animated graphical user interface illustrated in FIG. 3.

The outermost broken line showing of a display screen and the other broken line showing of elements of the graphical user interface illustrate portions of the article and do not form part of the claimed design.

The appearance of the animated graphical user interface transitions sequentially between the images shown in FIGS. 1 and 2 in embodiment 1 and FIGS. 3 and 4 in embodiment 2. The process or period in which one image transitions to another forms no part of the claimed design.

1 Claim, 4 Drawing Sheets
(2 of 4 Drawing Sheet(s) Filed in Color)



(56)

References Cited

U.S. PATENT DOCUMENTS

D768,166	S *	10/2016	Kim	D14/486
D768,179	S *	10/2016	Akana	D14/486
D768,180	S *	10/2016	Chaudhri	D14/486
D768,715	S *	10/2016	Park	D14/491
D774,077	S *	12/2016	Donnelly	D14/488
D774,525	S *	12/2016	Seo	D14/486
D775,653	S *	1/2017	Hoffman	D14/486
D781,915	S *	3/2017	Vazquez	D14/494
D783,028	S *	4/2017	Lee	D14/485
D783,648	S *	4/2017	Vazquez	D14/486
D783,666	S *	4/2017	Snavelly	D14/487
D784,374	S *	4/2017	Hao	D14/486
D789,397	S *	6/2017	Lee	D14/486
D794,045	S *	8/2017	Akana	D14/485
D797,141	S *	9/2017	Leck	D14/490
D807,383	S *	1/2018	Hurst	D14/486
D814,517	S *	4/2018	Boot	D14/492
2009/0260022	A1 *	10/2009	Louch	B60K 35/00 719/328
2011/0191711	A1 *	8/2011	Gill	G06Q 10/20 715/780
2011/0276881	A1 *	11/2011	Keng	G11B 27/034 715/723
2014/0012861	A1 *	1/2014	Bradsher	G06F 3/04817 707/748
2014/0047392	A1 *	2/2014	Kim	G06F 3/04812 715/846
2014/0082536	A1 *	3/2014	Costa	G06F 3/0488 715/765
2015/0135119	A1 *	5/2015	Cappione, III ..	G01N 35/00722 715/771
2015/0347983	A1 *	12/2015	Jon	G06Q 10/1095 705/7.19

* cited by examiner

PRODUCT	NET	PIL
MyAccount	---	320.00
CME	---	320.00
CL	---	100.00
CL Jun16	---	100.00
ES	130	0.00
ES Jun16	130	0.00
ES Mar17	---	0.00
YM	---	220.00
YM Jun16	---	220.00

Manage Permissions

FIG. 1

PRODUCT	NET	P/L
CL Jun16	—	100.00
CME	—	100.00
MyAccount	—	100.00
ES Jun16	130	4,875.00
CME	130	4,875.00
MyAccount	130	4,875.00
ES Mar17	—	0.00
CME	—	0.00
MyAccount	—	0.00
YM Jun16	21	190.00
CME	21	190.00
MyAccount	21	190.00

Manage Permissions

FIG. 2

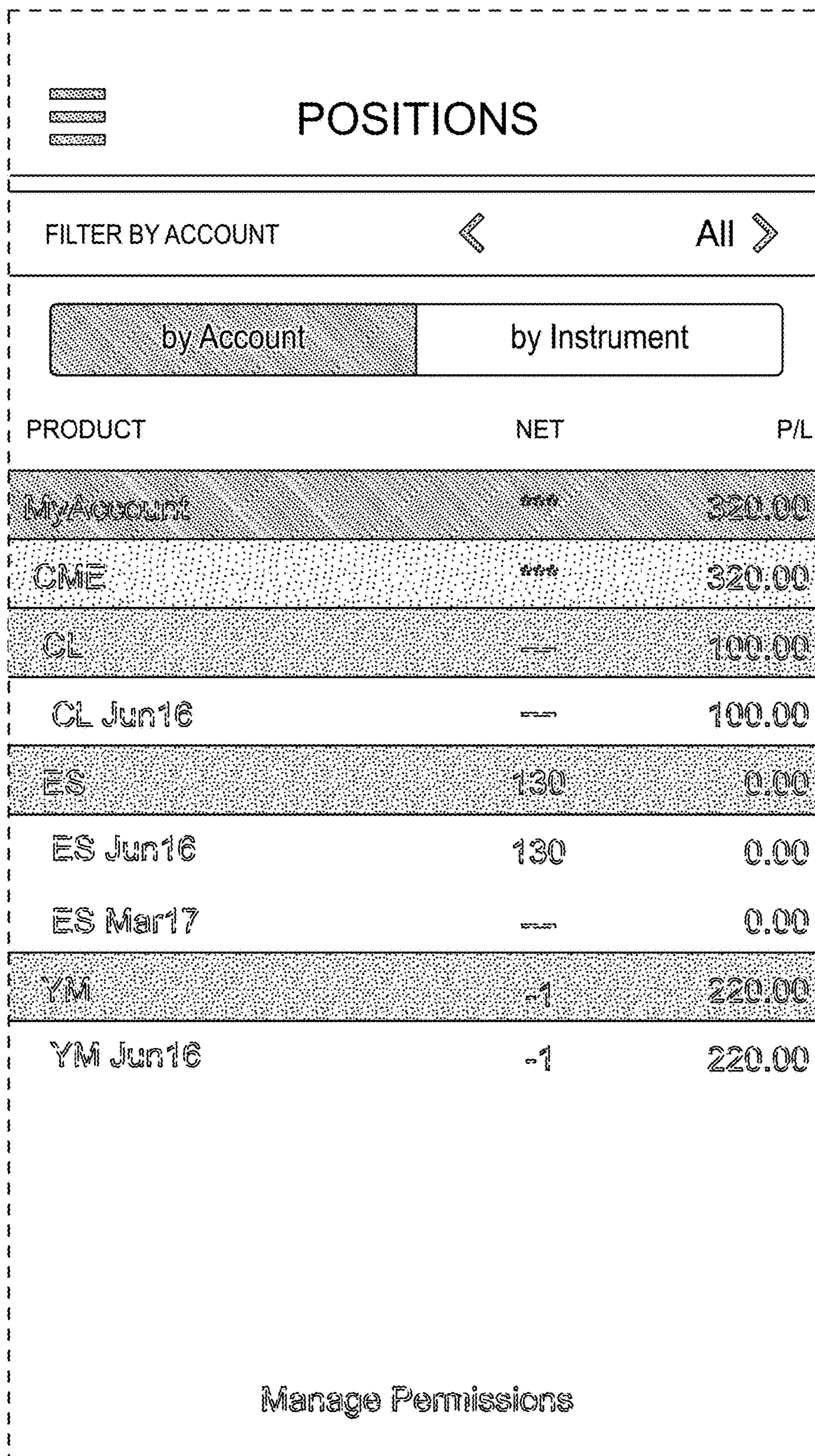


FIG. 3

POSITIONS		
FILTER BY ACCOUNT < All >		
by Account		by Instrument
PRODUCT	NET	P/L
CL Jul16	—	100.00
CME	—	100.00
MyAccount	—	100.00
ES Jun16	130	4,875.00
CME	130	4,875.00
MyAccount	130	4,875.00
ES Mar17	—	0.00
CME	—	0.00
MyAccount	—	0.00
YM Jun16	-1	190.00
CME	-1	190.00
MyAccount	-1	190.00

Manage Permissions

FIG. 4