



US00D839853S

(12) **United States Design Patent** (10) **Patent No.:** **US D839,853 S**
Garrett et al. (45) **Date of Patent:** **** Feb. 5, 2019**

(54) **LOUDSPEAKER**

2400/07; H04R 2499/11; H04R 2499/13;
H04R 2499/15; H04S 3/00; H04S 7/30

See application file for complete search history.

(71) Applicant: **Harman International Industries, Incorporated**, Northridge, CA (US)

(72) Inventors: **James Garrett**, Simi Valley, CA (US);
Mark Glazer, Agoura Hills, CA (US);
Fred Tubis, Northridge, CA (US)

(73) Assignee: **Harman International Industries, Incorporated**, Northridge, CA (US)

(**) Term: **15 Years**

(21) Appl. No.: **29/594,241**

(22) Filed: **Feb. 16, 2017**

Related U.S. Application Data

(60) Division of application No. 29/531,289, filed on Jun. 24, 2015, now Pat. No. Des. 783,574, which is a continuation-in-part of application No. 29/513,607, filed on Jan. 2, 2015, now abandoned.

(51) **LOC (11) Cl.** **14-03**

(52) **U.S. Cl.**
USPC **D14/214; D14/215**

(58) **Field of Classification Search**
USPC D14/167, 168, 170-172, 188, 194-196,
D14/204, 207, 209.1, 210-216, 219, 221,
D14/222, 224, 239, 496; 181/143, 144,
181/147, 148, 150, 153, 157, 198, 199;
381/300-303, 306, 332, 333, 336, 345,
381/361-364, 386-388; 369/6-12

CPC B60R 11/0217; G06F 1/1688; H04M 1/03;
H04M 1/035; H04R 1/02; H04R 1/021;
H04R 1/025; H04R 1/026; H04R 1/028;
H04R 1/105; H04R 1/323; H04R 1/403;
H04R 1/2803; H04R 1/2834; H04R 5/02;
H04R 7/20; H04R 9/06; H04R 9/025;
H04R 2201/021; H04R 2400/00; H04R

(56) **References Cited**

U.S. PATENT DOCUMENTS

D359,286 S	6/1995	Fujino
D485,256 S	1/2004	Allen
D485,257 S	1/2004	Allen
D486,474 S	2/2004	Allen
D486,475 S	2/2004	Allen
D628,558 S	12/2010	Vercelli et al.
D664,122 S	7/2012	Cho et al.
D672,751 S	12/2012	Davies et al.
D676,025 S	2/2013	Davies et al.
D678,245 S	3/2013	Davies et al.
D678,246 S	3/2013	Davies et al.
D680,097 S	4/2013	Davies et al.
D680,098 S	4/2013	Davies et al.
D680,099 S	4/2013	Davies et al.
D687,412 S	8/2013	Davies et al.

(Continued)

Primary Examiner — Keli L Hill

(74) *Attorney, Agent, or Firm* — Plumsea Law Group, LLC

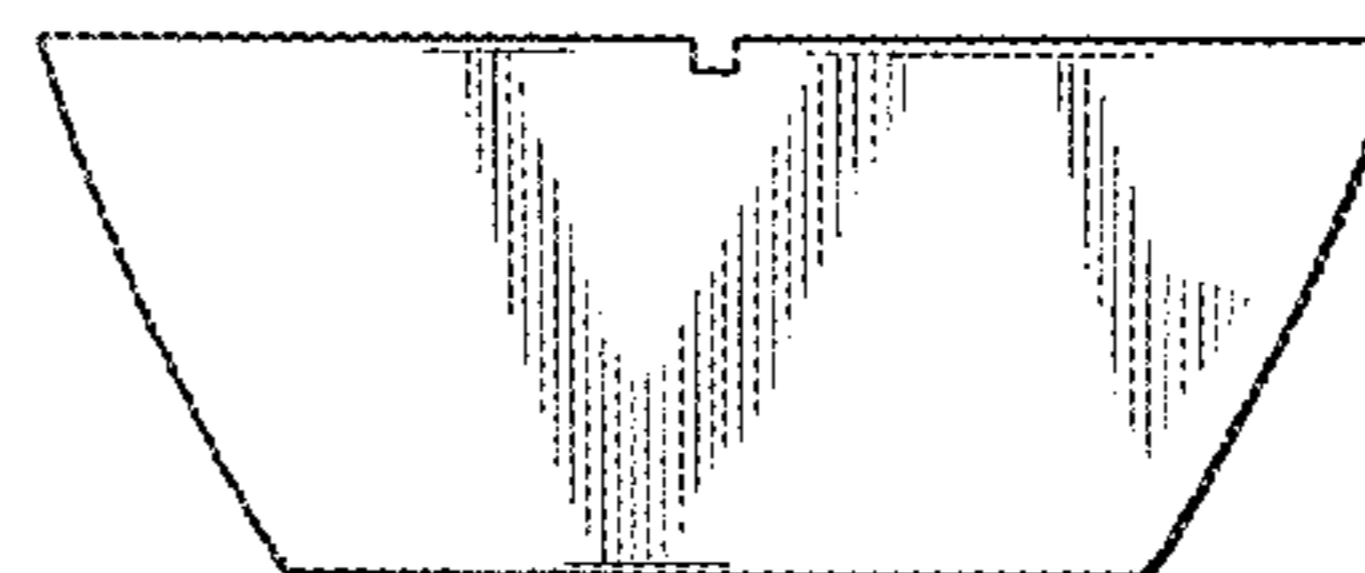
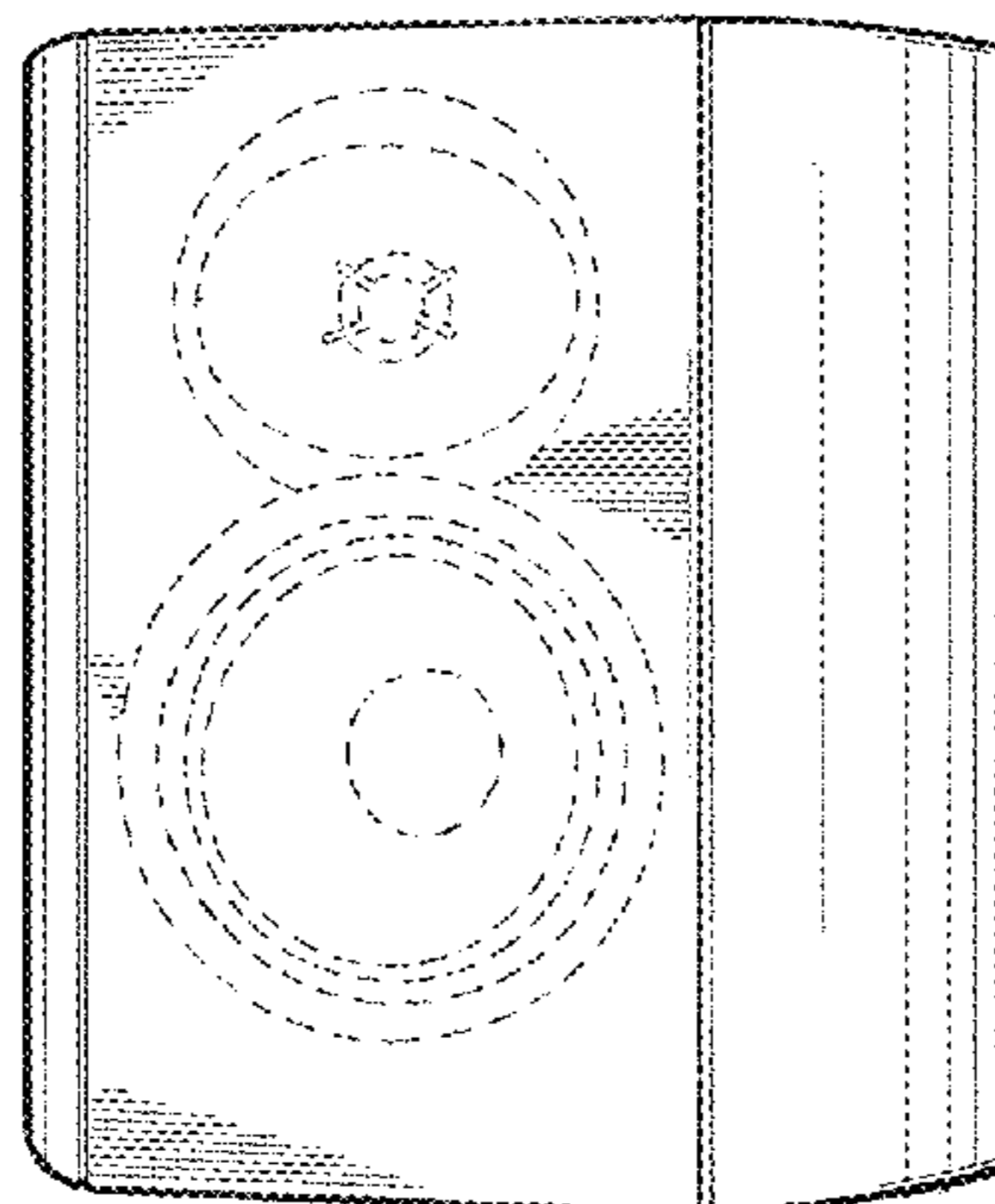
(57) **CLAIM**

The ornamental design for a loudspeaker, as shown and described.

DESCRIPTION

FIG. 1 is a perspective view of a loudspeaker showing our new design;
FIG. 2 is a front elevational view thereof;
FIG. 3 is a rear elevational view thereof;
FIG. 4 is a side elevational view of one side thereof, the opposite side elevational view being a mirror image thereof; and,
FIG. 5 is a top plan view thereof.
The broken line showings form no part of the claimed design.

1 Claim, 2 Drawing Sheets



(56)

References Cited

U.S. PATENT DOCUMENTS

D691,115 S	10/2013	Silvera	
D695,269 S	12/2013	Carpenter et al.	
D712,377 S	9/2014	Delrue	
D714,259 S	9/2014	Galler	
D716,765 S	11/2014	Kim et al.	
D732,005 S	6/2015	Davies	
D733,681 S	7/2015	Moir	
D738,352 S	9/2015	Alexander	
D747,698 S	1/2016	Choi	
D777,704 S *	1/2017	Helwig	D14/215
D777,705 S *	1/2017	Wang	D14/215
D777,706 S *	1/2017	Wang	D14/215

* cited by examiner

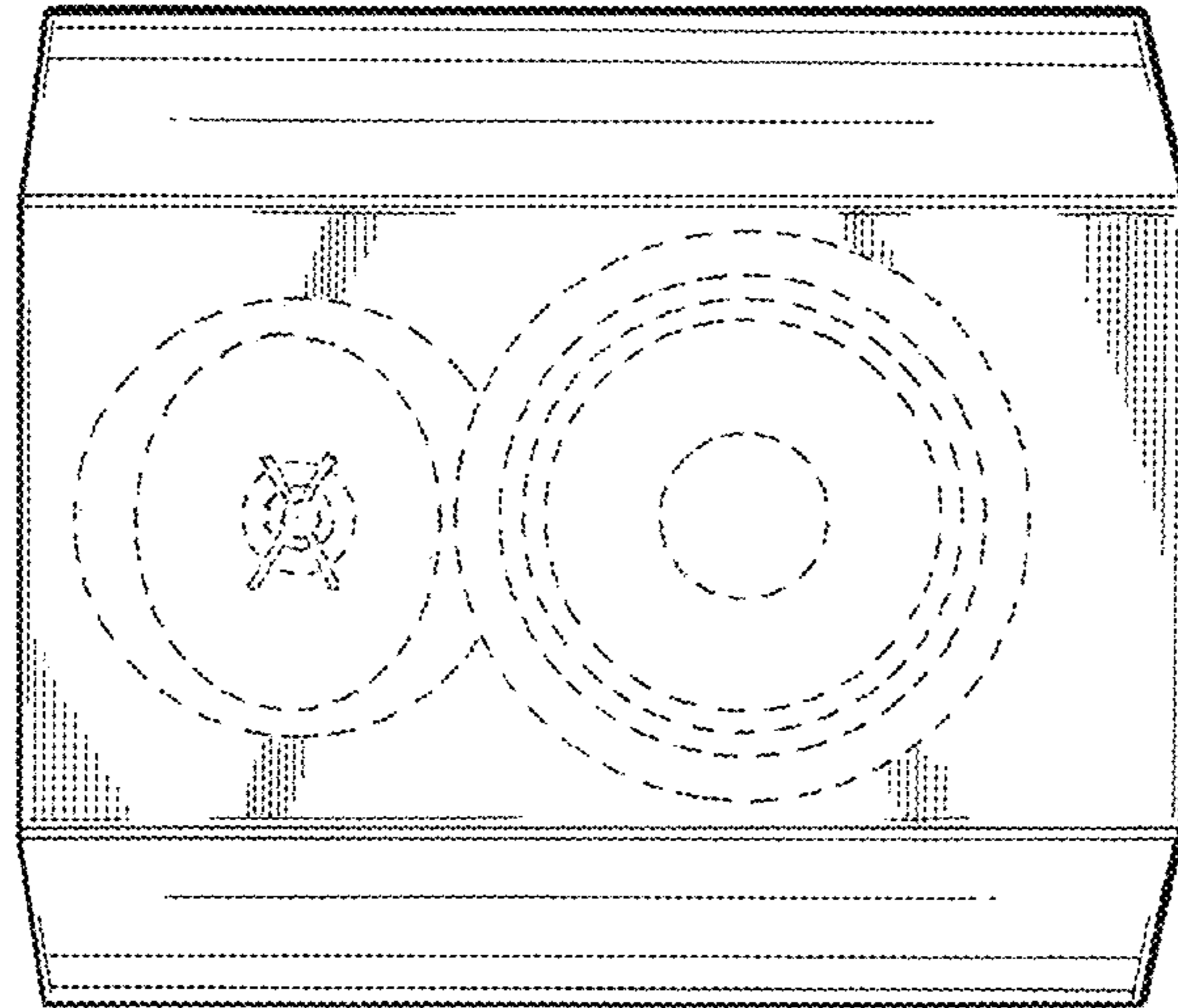


FIG. 2

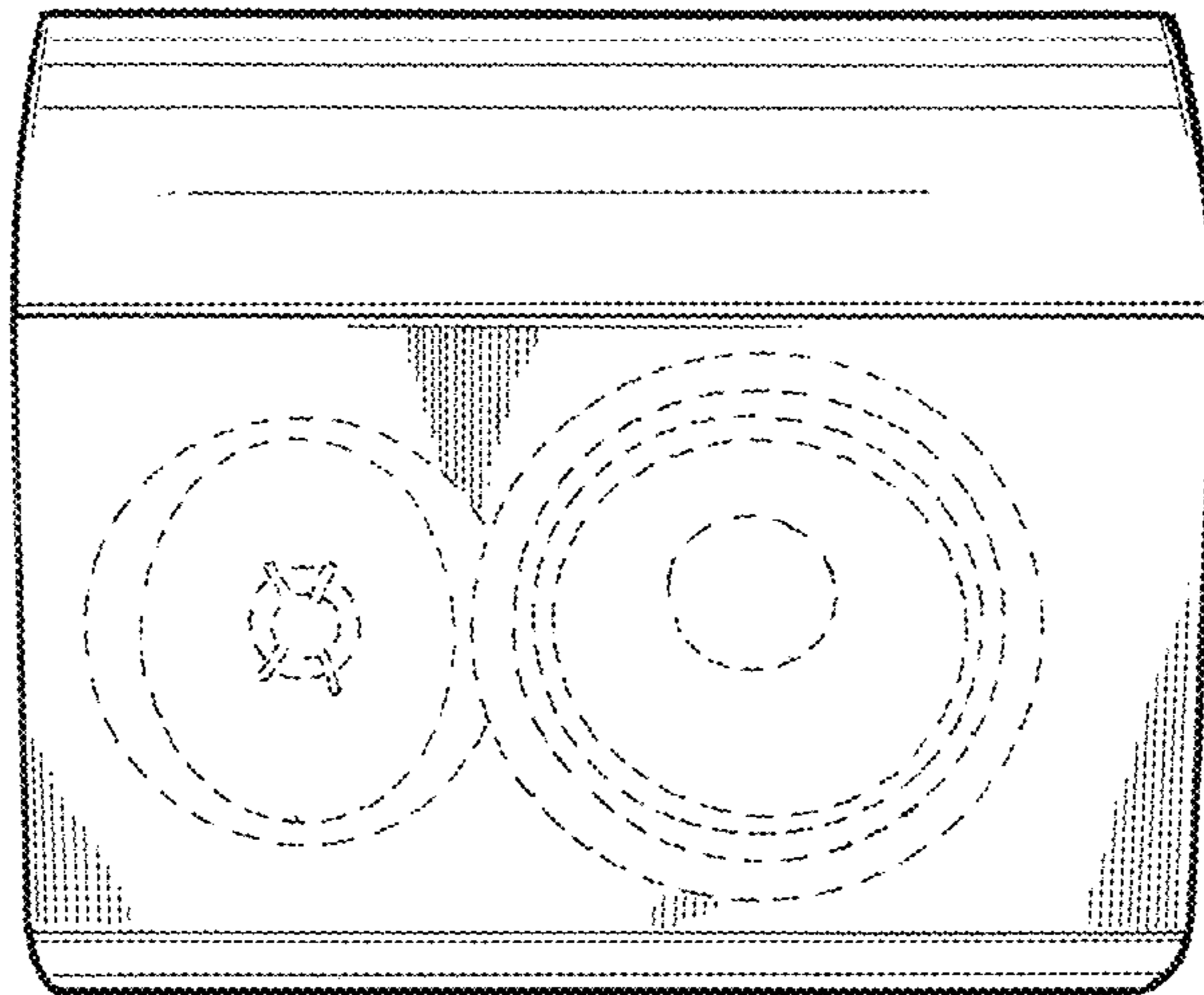


FIG. 1

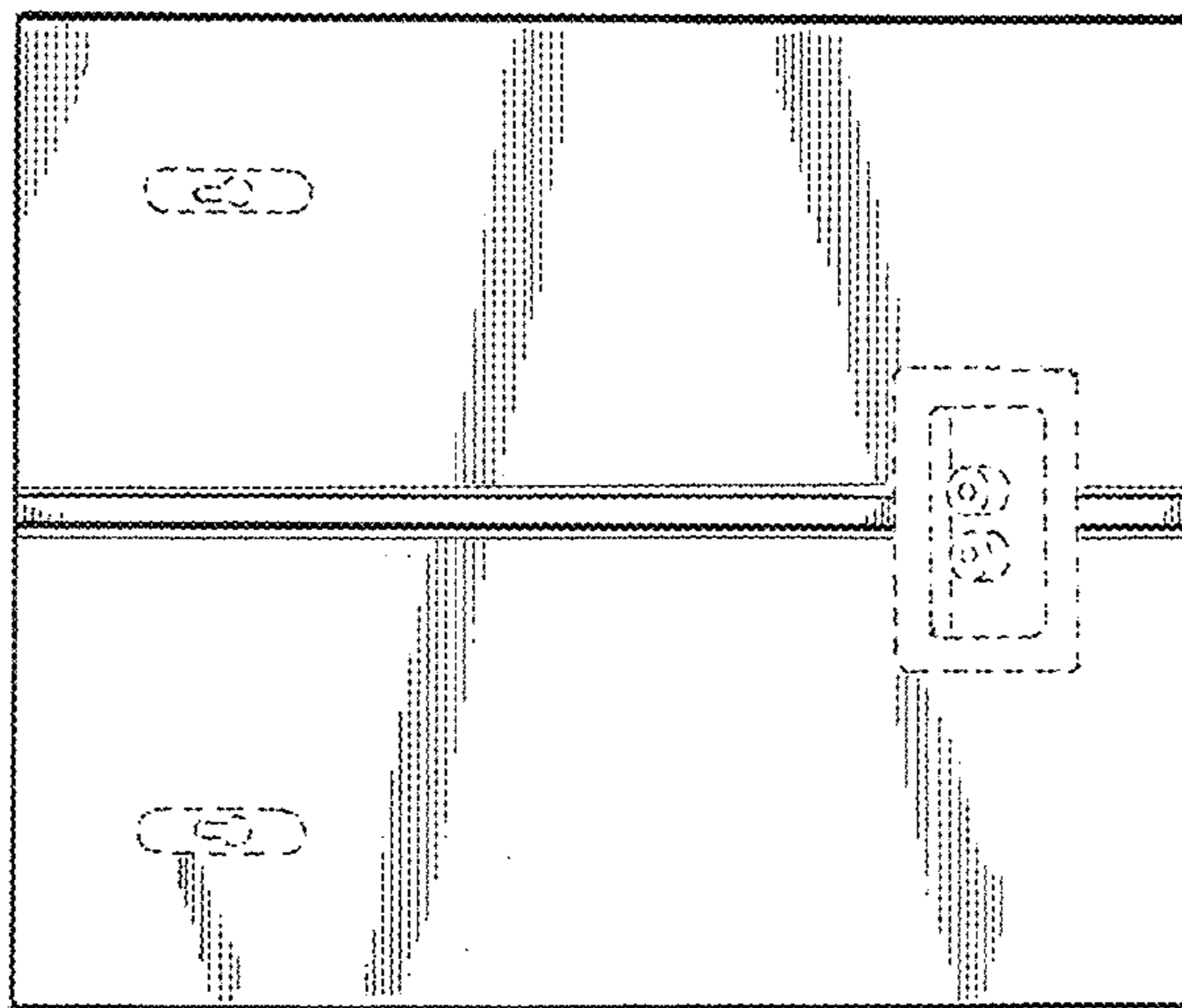


FIG. 3

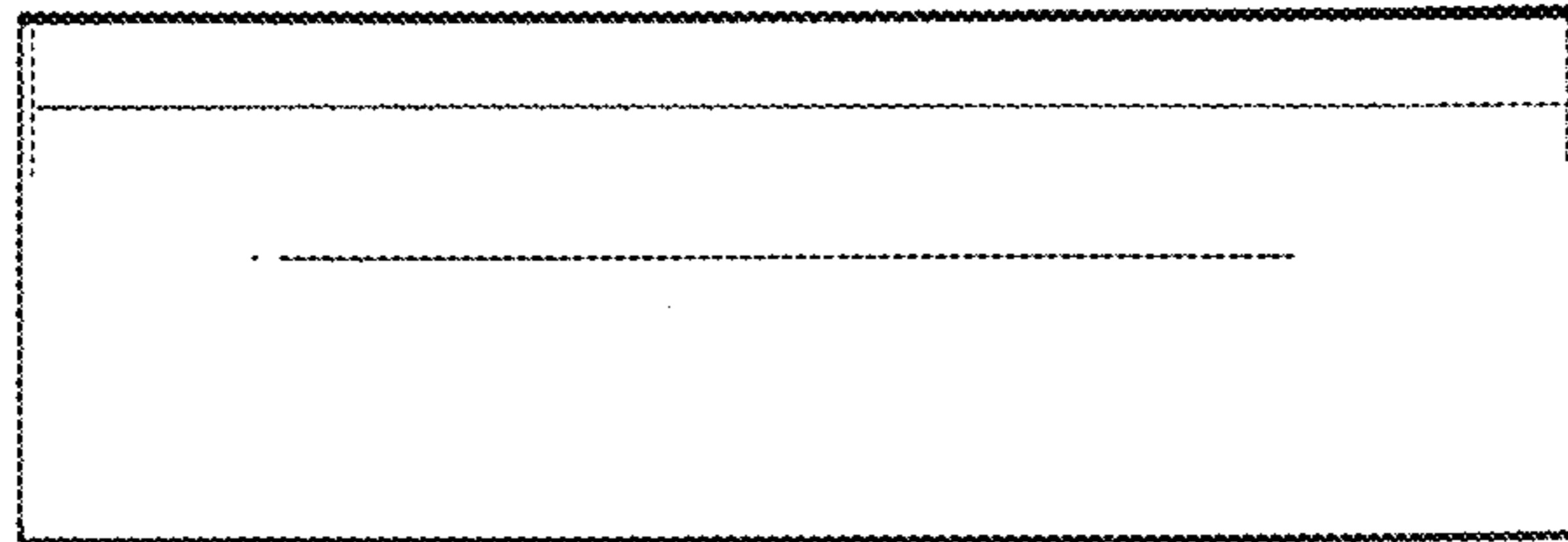


FIG. 4

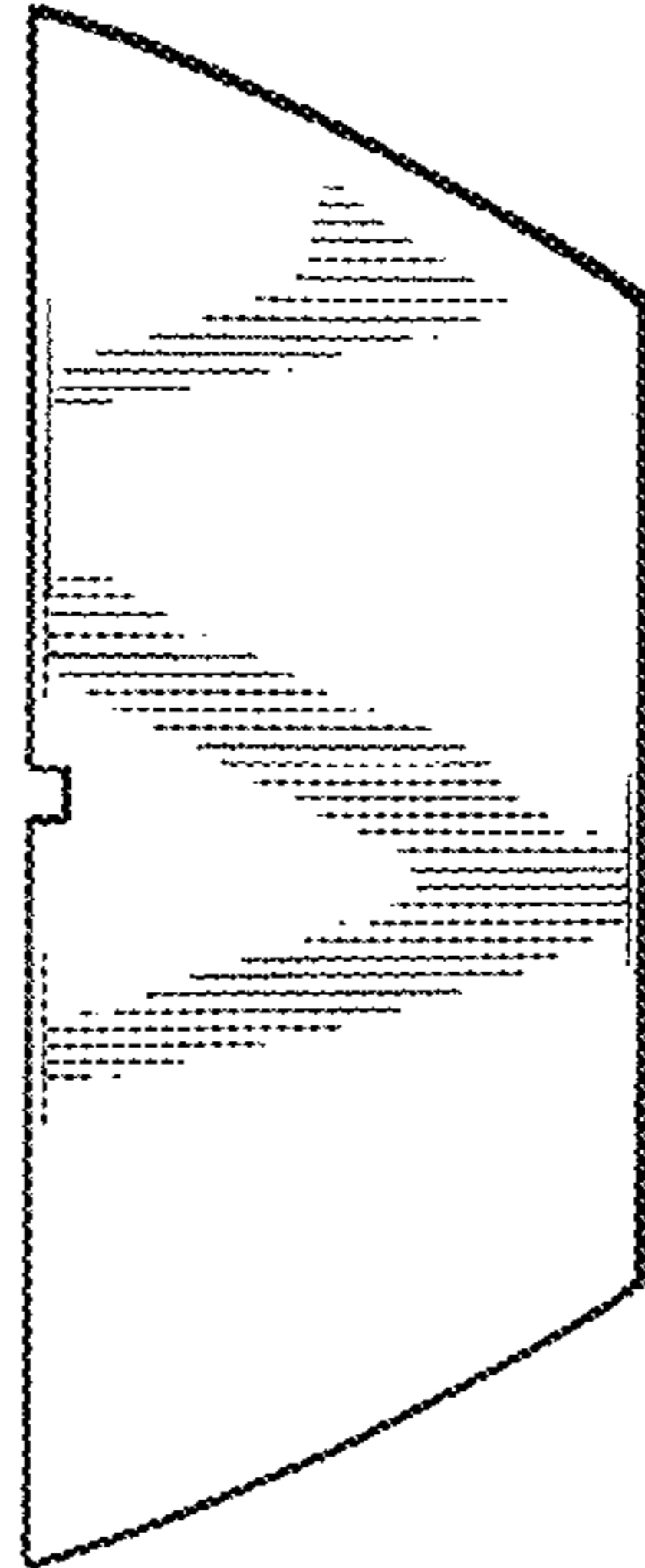


FIG. 5