



US00D839817S

(12) **United States Design Patent** (10) **Patent No.:** **US D839,817 S**  
**Erspamer** (45) **Date of Patent:** **\*\* Feb. 5, 2019**

(54) **BOLSTER CARGO COVER** 8,596,317 B1 \* 12/2013 McNulty ..... B60N 3/046  
150/154  
(71) Applicant: **K&H Manufacturing, LLC**, Colorado D718,215 S \* 11/2014 Shipman ..... D12/401  
Springs, CO (US) D728,451 S \* 5/2015 Rodriguez ..... D12/401  
D807,275 S \* 1/2018 Bennett ..... D12/401  
(72) Inventor: **Fara Lynn Erspamer**, Colorado 2006/0170237 A1 \* 8/2006 McAuliffe, Jr. .... B60R 13/011  
Springs, CO (US) 296/39.1  
2008/0185866 A1 \* 8/2008 Tarrant ..... B60N 2/6009  
296/97.22

(73) Assignee: **K&H Manufacturing, LLC**, Colorado Springs, CO (US) \* cited by examiner

(\*\*) Term: **15 Years** *Primary Examiner* — Katrina A Betton  
(74) *Attorney, Agent, or Firm* — Ice Miller LLP

(21) Appl. No.: **29/631,251** (57) **CLAIM**

(22) Filed: **Dec. 28, 2017** I claim the ornamental design for a bolster cargo cover, as shown and described.

(51) **LOC (11) Cl.** ..... **12-16**  
(52) **U.S. Cl.**  
USPC ..... **D12/401**

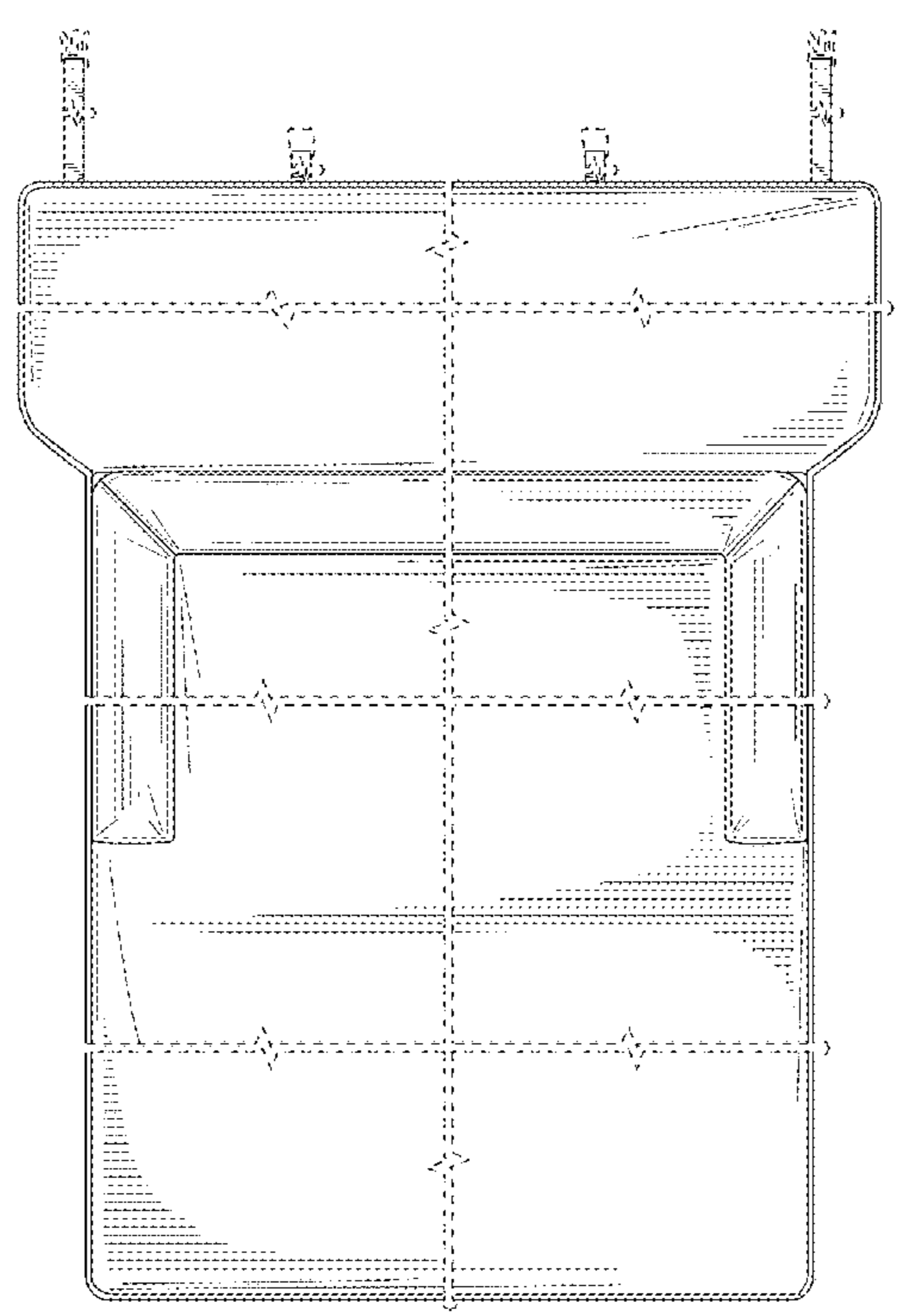
(58) **Field of Classification Search**  
USPC ..... D12/401-405; D6/610, 611, 596, 601, D6/602, 603, 615, 617, 621; D7/332, D7/334-337  
CPC ..... B60J 1/2091  
See application file for complete search history.

(56) **References Cited**  
U.S. PATENT DOCUMENTS  
D537,770 S \* 3/2007 Yamazaki ..... D12/221  
D602,839 S \* 10/2009 Carrow ..... D12/401  
7,648,187 B2 \* 1/2010 Hoffman ..... B60N 3/046  
296/97.23  
8,430,441 B2 \* 4/2013 Waterman ..... B60R 13/01  
296/136.01

**DESCRIPTION**

FIG. 1 is a top right perspective view of a bolster cargo cover;  
FIG. 2 is a top view of the bolster cargo cover of FIG. 1;  
FIG. 3 is a bottom view of the bolster cargo cover of FIG. 1;  
FIG. 4 is a left side view of the bolster cargo cover of FIG. 1;  
FIG. 5 is a right side view of the bolster cargo cover of FIG. 1;  
FIG. 6 is a front view of the bolster cargo cover of FIG. 1;  
and,  
FIG. 7 is a back view of the bolster cargo cover of FIG. 1.  
The breaks in the drawing figures show no specific length.

**1 Claim, 5 Drawing Sheets**



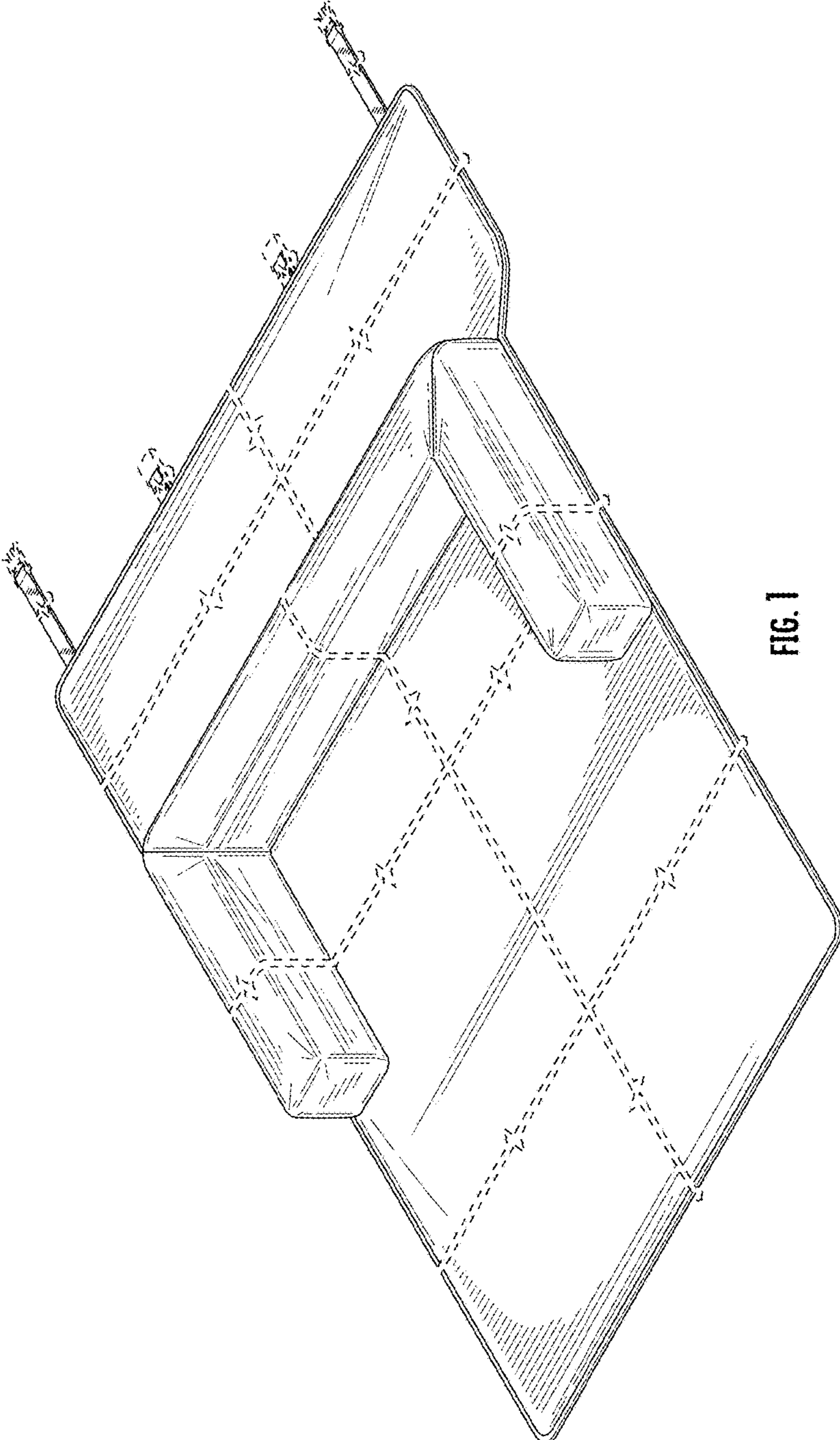


FIG. 1

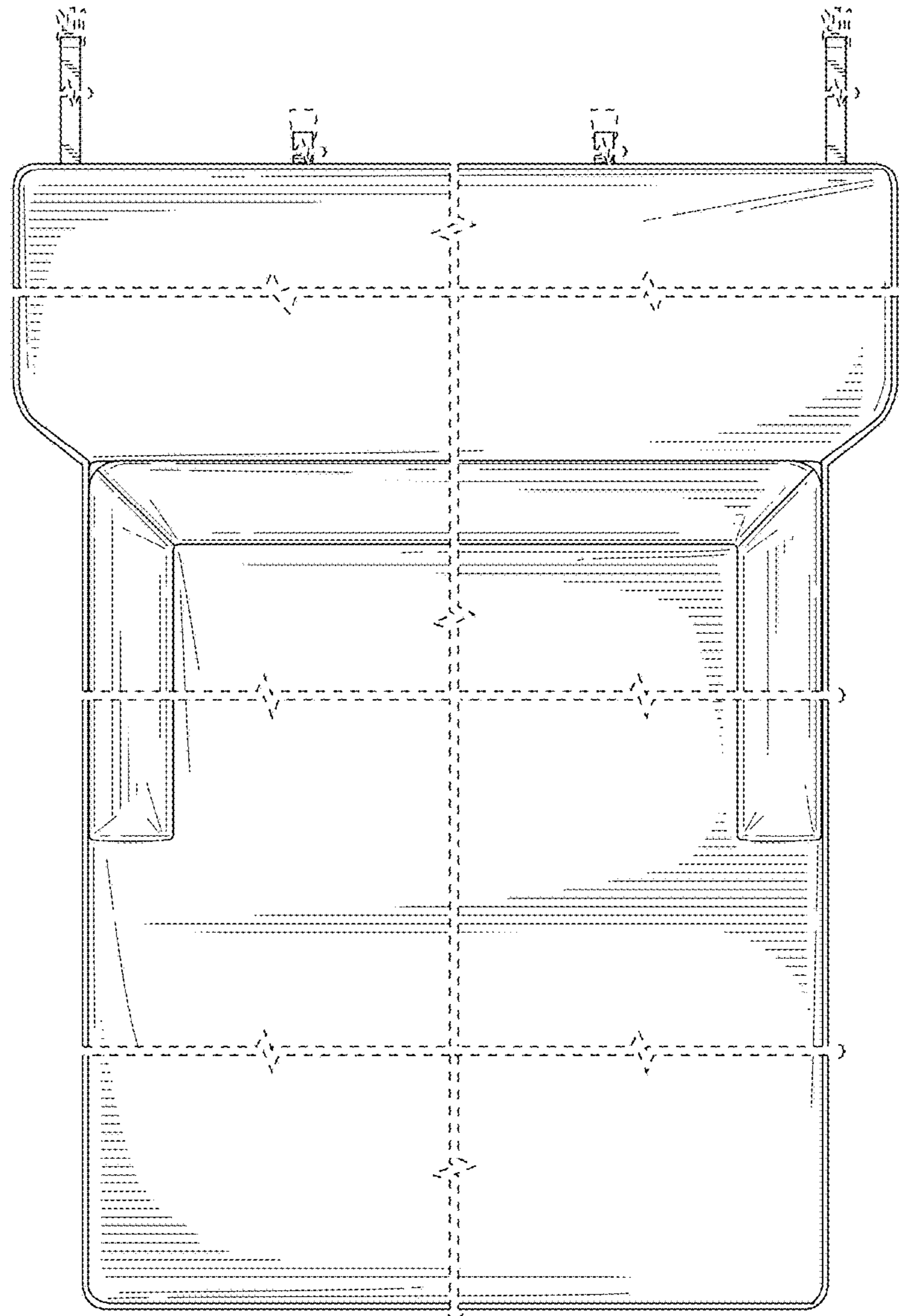


FIG. 2

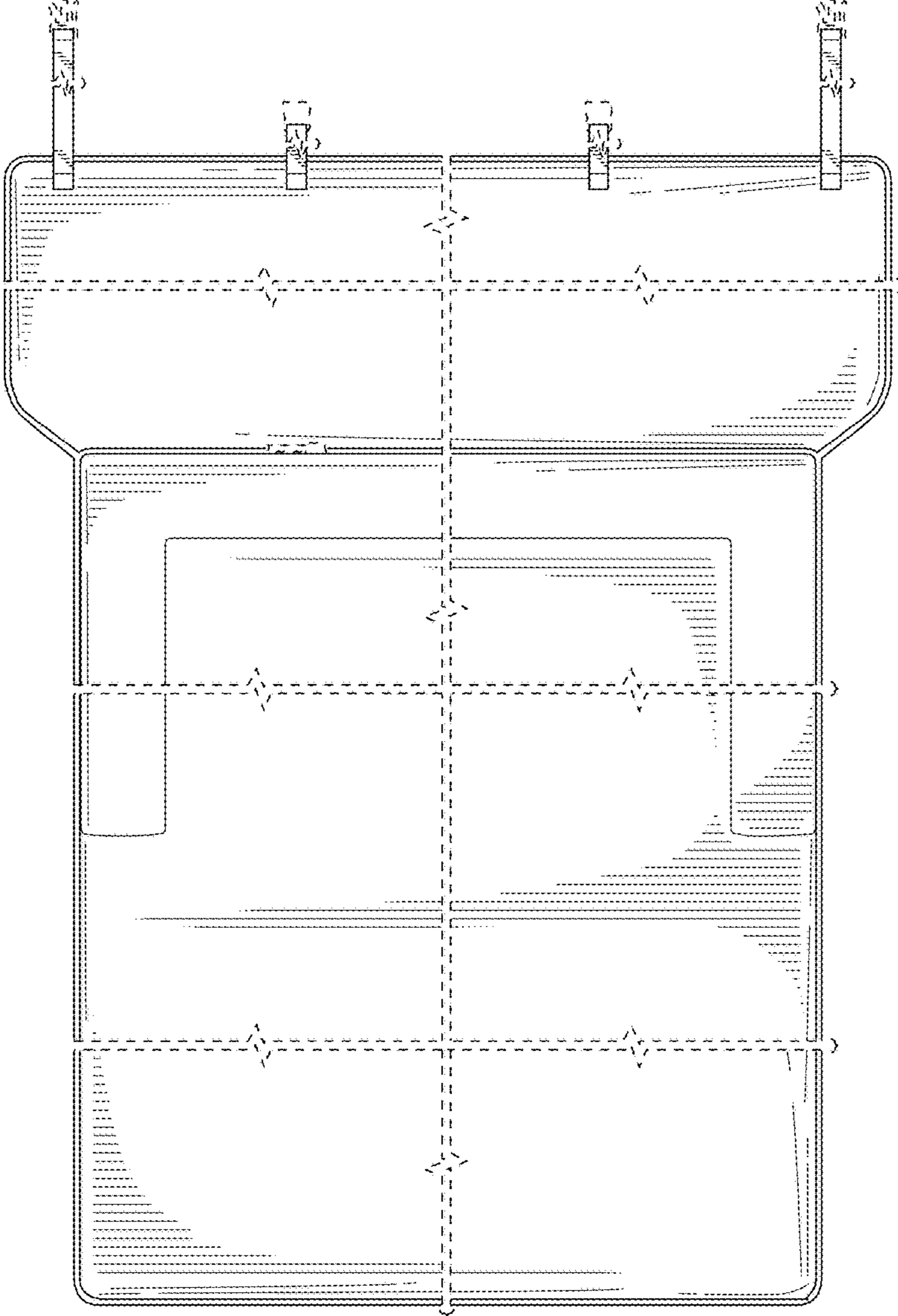


FIG. 3

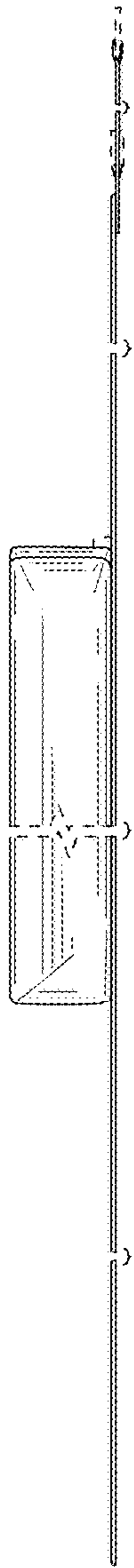


FIG. 4



FIG. 5

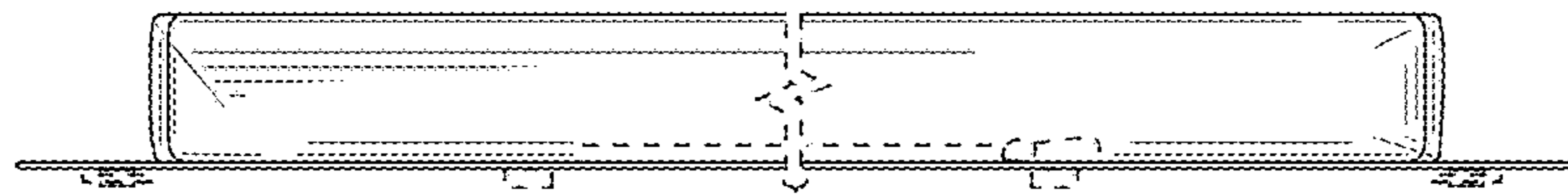


FIG. 6

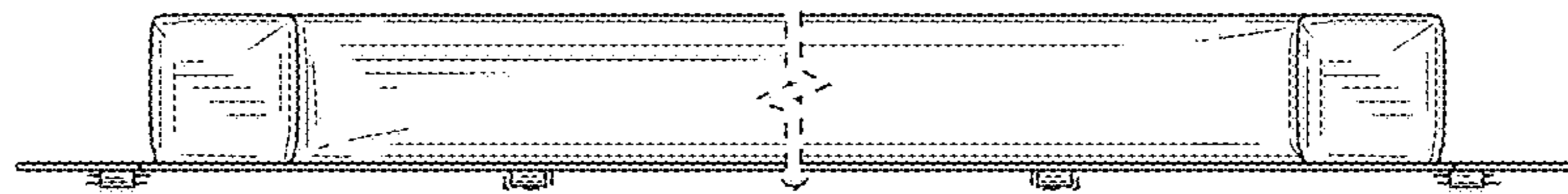


FIG. 7