



US00D839814S

(12) **United States Design Patent**
Gallert

(10) **Patent No.:** **US D839,814 S**

(45) **Date of Patent:** **** Feb. 5, 2019**

- (54) **WHEEL FOR MOTOR VEHICLE**
- (71) Applicant: **Dr. Ing. h.c. F. Porsche Aktiengesellschaft, Stuttgart (DE)**
- (72) Inventor: **Michael Gallert, Stuttgart (DE)**
- (73) Assignee: **Dr. Ing. h.c. F. Porsche Aktiengesellschaft, Stuttgart (DE)**

(**) Term: **15 Years**

(21) Appl. No.: **29/626,157**

(22) Filed: **Nov. 15, 2017**

(30) **Foreign Application Priority Data**

May 31, 2017 (DE) 40 2017 100 652

(51) **LOC (11) Cl.** **12-16**

(52) **U.S. Cl.**
USPC **D12/211**

(58) **Field of Classification Search**
USPC D12/204–213
CPC B60B 7/00; B60B 7/02; B60B 7/04; B60B 7/01; B60B 7/06; B60B 3/04; B60B 1/00; B60B 3/10; B60B 1/10; B60B 1/08; B60B 3/06; B60B 1/12; B60B 3/02
See application file for complete search history.

(56) **References Cited**

U.S. PATENT DOCUMENTS

- D605,574 S * 12/2009 Abdallah D12/211
- D649,103 S * 11/2011 Gallert D12/211
- D649,104 S * 11/2011 Gallert D12/211
- D652,363 S * 1/2012 Chung D12/211
- D669,008 S * 10/2012 von Holzhausen D12/211
- D684,912 S 6/2013 Yamashita
- D697,860 S 1/2014 Borkert
- D703,124 S 4/2014 Gallert

- D705,151 S 5/2014 Scheinhütte
- D708,110 S 7/2014 Borkert et al.
- D710,780 S 8/2014 Borkert
- D712,329 S 9/2014 Borkert
- D738,282 S * 9/2015 Gallert D12/211
- D741,238 S * 10/2015 Chung D12/209
- D751,483 S * 3/2016 Nicoghosian D12/209
- D752,495 S * 3/2016 Garbas D12/209
- D755,690 S * 5/2016 von Tardy-Tuch D12/209
- D760,143 S 6/2016 Gallert
- D764,368 S 8/2016 Robinson
- D774,439 S 12/2016 Gallert
- D780,654 S 3/2017 Gallert
- D780,664 S 3/2017 Gallert
- D783,494 S * 4/2017 Macey D12/209
- D811,982 S * 3/2018 Larson D12/211
- D823,223 S * 7/2018 Sempek D12/211
- D823,769 S * 7/2018 Gallert D12/209

(Continued)

OTHER PUBLICATIONS

Design U.S. Appl. No. 29/572,498, by Larson, filed Jul. 28, 2016.
(Continued)

Primary Examiner — Stacia A Cadmus
(74) *Attorney, Agent, or Firm* — RatnerPrestia



(57) **CLAIM**

The ornamental design for a wheel for motor vehicle, as shown and described.

DESCRIPTION

FIG. 1 is a front perspective view of a wheel for motor vehicle;
FIG. 2 is a front elevation view thereof; and,
FIG. 3 is a top plan view thereof.
The broken line showing of the wheel for motor vehicle is for the purpose of illustrating portions of the wheel for motor vehicle and forms no part of the claimed design.

1 Claim, 2 Drawing Sheets



(56)

References Cited

U.S. PATENT DOCUMENTS

D828,265 S * 9/2018 Gallert D12/209

OTHER PUBLICATIONS

Design U.S. Appl. No. 29/580,309, by Gallert, filed Oct. 7, 2016.
Design U.S. Appl. No. 29/580,313, by Gallert, filed Oct. 2016.
Design U.S. Appl. No. 29/580,315, by Gallert, filed Oct. 7, 2016.
Design U.S. Appl. No. 29/580,316, by Gallert, filed Oct. 7, 2016.
Design U.S. Appl. No. 29/594,217, by Gallert, filed Feb. 16, 2017.
Design U.S. Appl. No. 29/613,581, by Schmölz, filed Aug. 11, 2017.

* cited by examiner



FIG. 1



FIG. 2




FIG. 3