



US00D839812S

(12) **United States Design Patent**
He

(10) **Patent No.:** **US D839,812 S**

(45) **Date of Patent:** **** Feb. 5, 2019**

(54) **VEHICLE WHEEL**

(71) Applicant: **Dicastal North America, Inc.**,
Greenville, MI (US)

(72) Inventor: **Xin He**, Greenville, MI (US)

(73) Assignee: **DICASTAL NORTH AMERICA, INC.**, Greenville, MI (US)

(**) Term: **15 Years**

(21) Appl. No.: **29/631,469**

(22) Filed: **Dec. 29, 2017**

(51) **LOC (11) Cl.** **12-16**

(52) **U.S. Cl.**

USPC **D12/209**

(58) **Field of Classification Search**

USPC D12/204–213; D21/533, 561, 563

CPC B60B 7/00; B60B 7/02; B60B 7/04; B60B

7/06; B60B 3/02; B60B 3/04; B60B 3/06;

B60B 3/10; B60B 1/00; B60B 1/08;

B60B 1/10; B60B 1/12

See application file for complete search history.

(56) **References Cited**

U.S. PATENT DOCUMENTS

D619,071 S * 7/2010 Christensen D12/211

D713,314 S * 9/2014 Platto D12/209

D715,209 S * 10/2014 Tovey D12/209

D752,496 S * 3/2016 Smith D12/209

D774,434 S * 12/2016 Nakahara D12/209

D775,044 S * 12/2016 Smith D12/209

D782,953 S * 4/2017 Imazato D12/209

D792,309 S * 7/2017 Wolff D12/211

* cited by examiner

Primary Examiner — Sheryl Lane

Assistant Examiner — Calvin E Vansant

(74) *Attorney, Agent, or Firm* — Weintraub Tobin; Zheng
“Andy” Liu

(57) **CLAIM**

The ornamental design for a vehicle wheel, as shown and described.

DESCRIPTION

FIG. 1 is a left side view of a vehicle wheel;
FIG. 2 is a rear view of a vehicle wheel;
FIG. 3 is a front perspective view of a vehicle wheel; and,
FIG. 4 is a front view of a vehicle wheel.
The right view is a mirror image of the left view.

1 Claim, 4 Drawing Sheets






FIGURE 1






FIGURE 2

FIGURE 3






FIGURE 4