



US00D839808S

(12) **United States Design Patent** (10) **Patent No.:** **US D839,808 S**
Manzoni (45) **Date of Patent:** **** Feb. 5, 2019**

(54) **AUTOMOBILE REAR PANEL**
 (71) Applicant: **Ferrari S.p.A.**, Modena (IT)
 (72) Inventor: **Flavio Manzoni**, Maranello (IT)
 (73) Assignee: **Ferrari S.p.A.**, Modena (IT)
 (**) Term: **15 Years**

D717,698 S * 11/2014 Beaven D12/92
 D745,439 S * 12/2015 Manzoni D12/92
 D753,548 S * 4/2016 Gilles D12/88
 D758,247 S * 6/2016 Nurnberger D12/92
 D766,776 S * 9/2016 Rezvani D12/88
 D767,446 S * 9/2016 Stephenson D12/88
 D774,416 S * 12/2016 Perini D12/88
 D781,749 S * 3/2017 Perini D12/88
 D795,135 S * 8/2017 Davidson D12/88
 D801,227 S * 10/2017 Stephenson D12/88
 D802,479 S * 11/2017 Sakaue D12/91

(21) Appl. No.: **29/606,202**

(22) Filed: **Jun. 2, 2017**

(30) **Foreign Application Priority Data**

Dec. 2, 2016 (EM) 003497106

(51) **LOC (11) Cl.** **12-16**

(52) **U.S. Cl.**
USPC **D12/196**

(58) **Field of Classification Search**
 USPC D12/86, 88, 90, 91, 92, 93, 96, 97, 167,
 D12/171, 172, 173, 181, 196, 400;
 D21/424, 433, 434; 296/181.1, 181.5
 CPC B62D 25/00; B62D 25/06; B62D 25/08;
 B62D 33/00; B62D 35/00
 See application file for complete search history.

(56) **References Cited**

U.S. PATENT DOCUMENTS

D576,523 S * 9/2008 Battams D12/88
 D696,978 S * 1/2014 Perini D12/92
 D701,147 S * 3/2014 Saracoglu D12/92
 D710,257 S * 8/2014 Giovannini D12/92
 D710,259 S * 8/2014 Baccino D12/92
 D717,211 S * 11/2014 Stephenson D12/92

* cited by examiner

Primary Examiner — Ian Simmons

Assistant Examiner — Yolanda Robinson

(74) *Attorney, Agent, or Firm* — Cowan, Liebowitz & Latman, P.C

(57) **CLAIM**

The ornamental design for an automobile rear panel, as shown and described.

DESCRIPTION

The entire disclosure of U.S. application Ser. No. 29/606, 194 filed on Jun. 2, 2017 is incorporated herein by reference. FIG. 1 is a front perspective view of the automobile rear panel showing my design thereof; FIG. 2 is a rear perspective view thereof; FIG. 3 is a rear view thereof; FIG. 4 is a left side view thereof with the opposite right side view being identical; and, FIG. 5 is a top plan view thereof. Portions of the car shown in broken lines form no part of the claimed design.

1 Claim, 5 Drawing Sheets

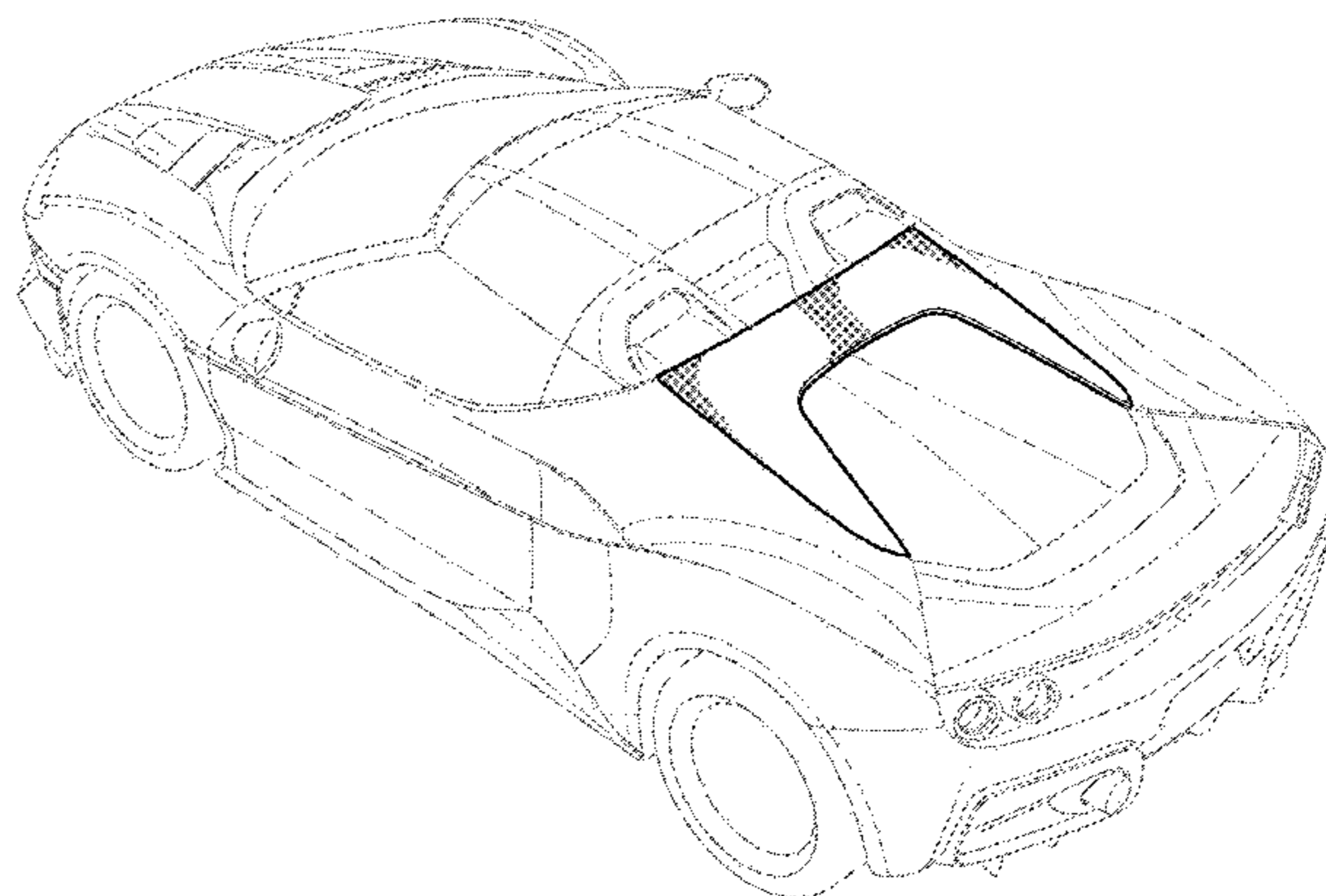
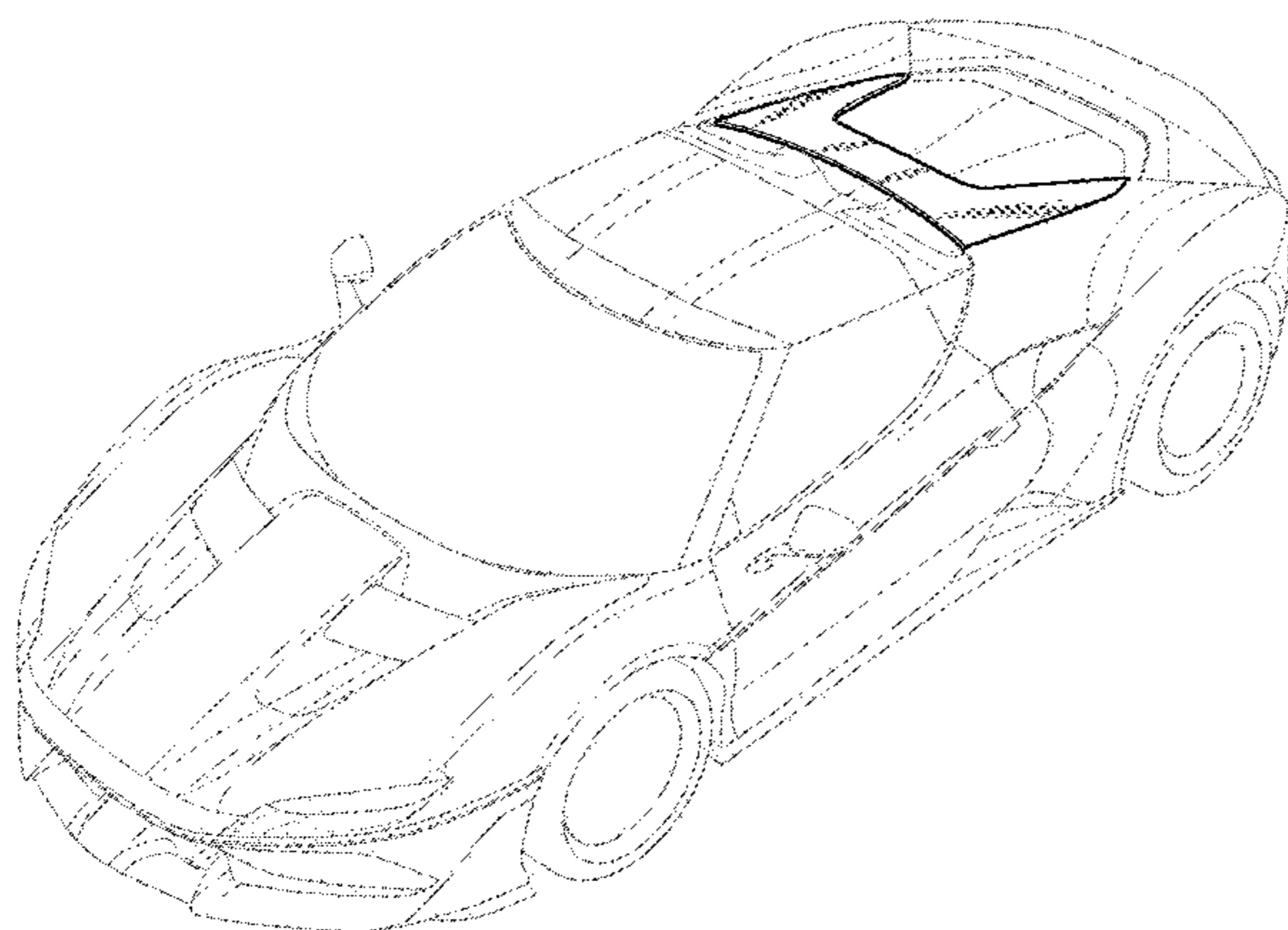


FIG. 1

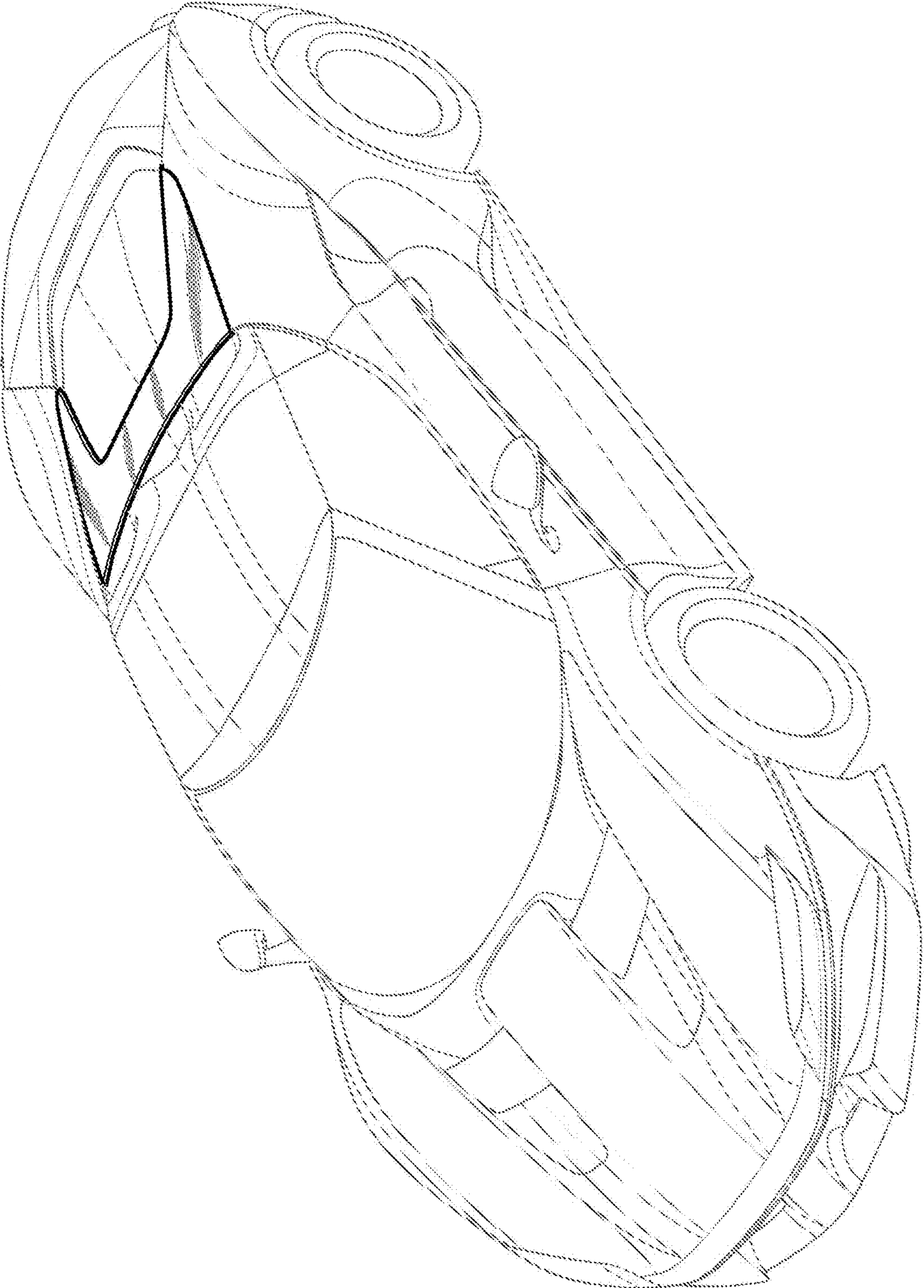


FIG. 2

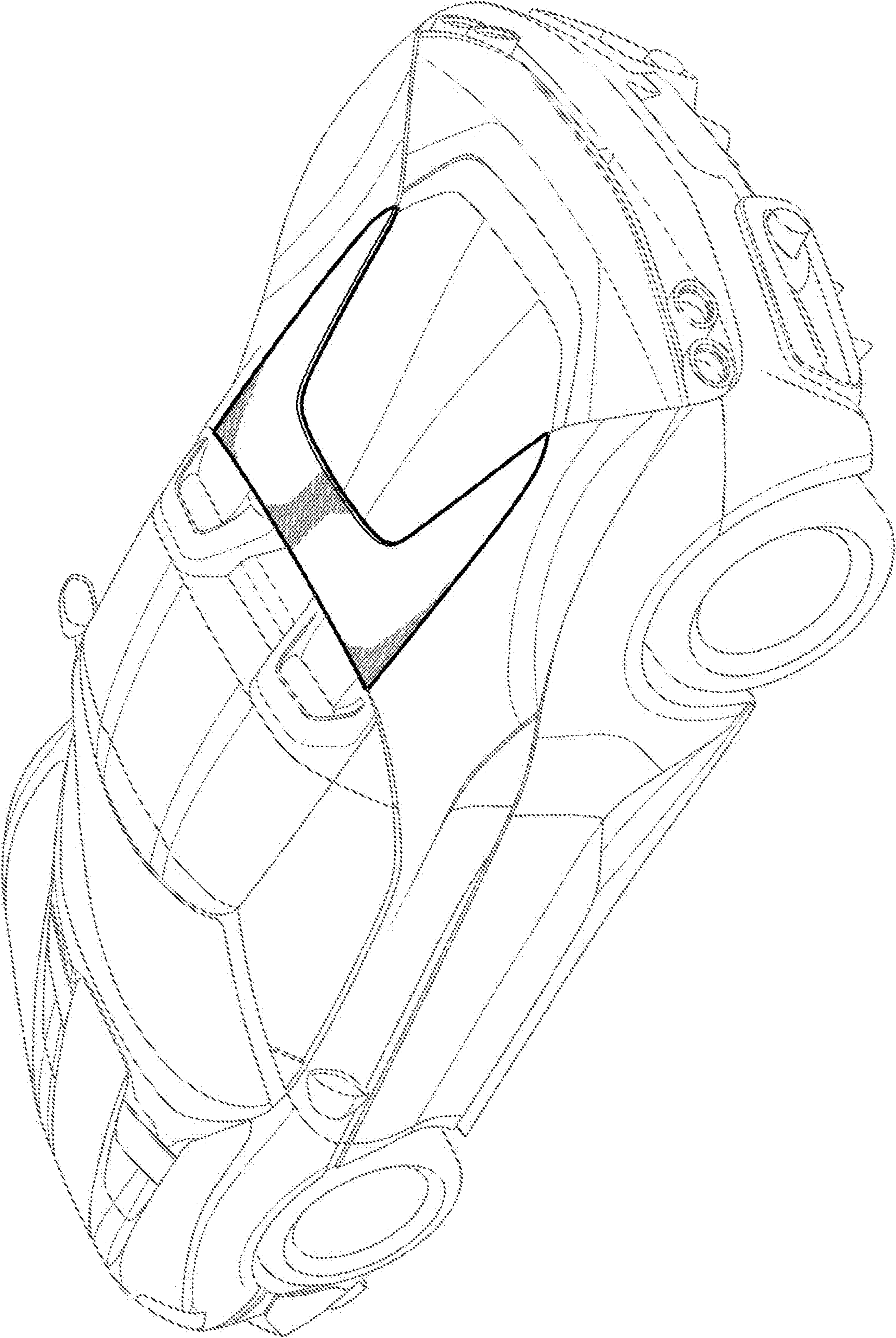


FIG. 3

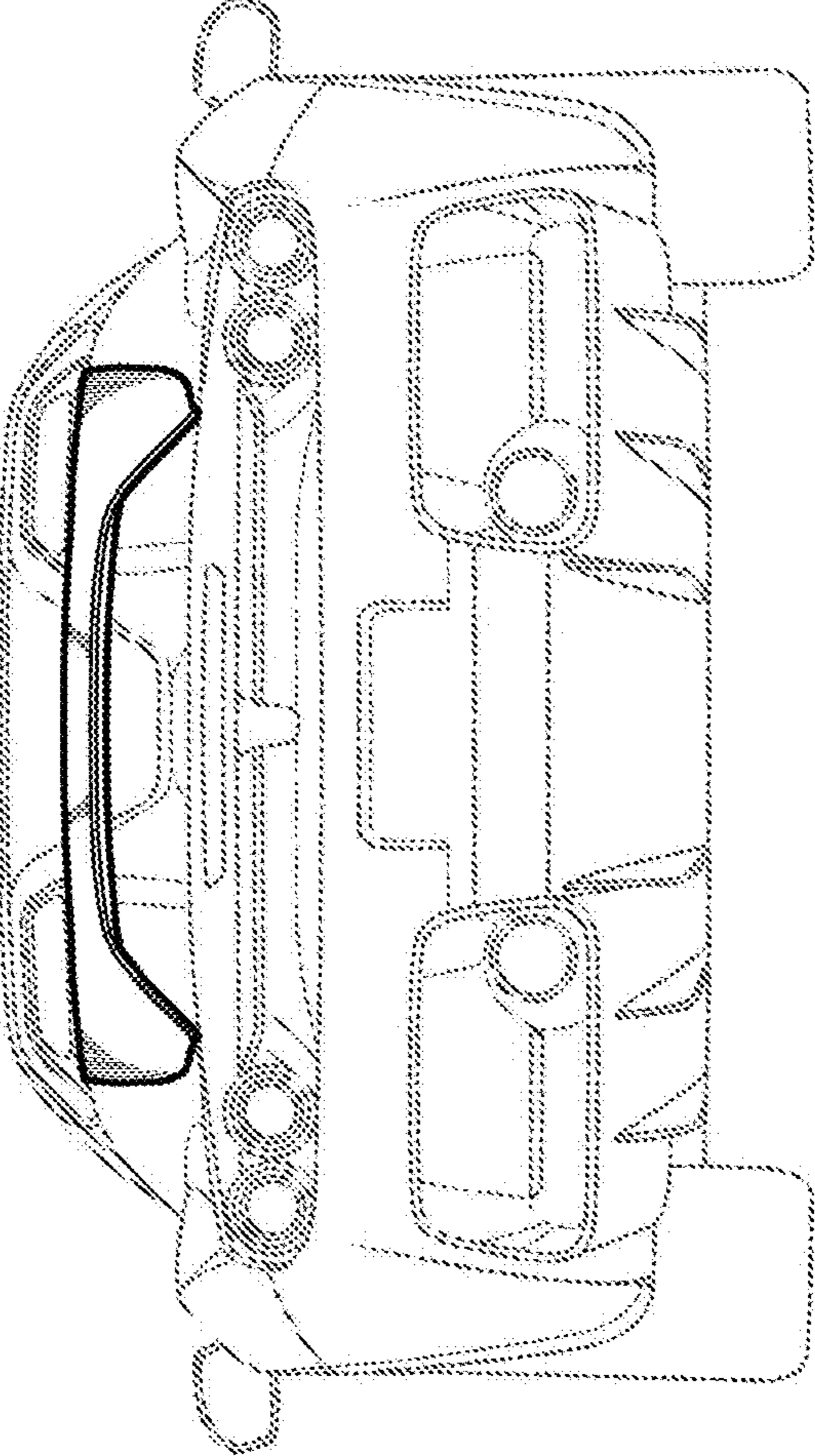


FIG. 4

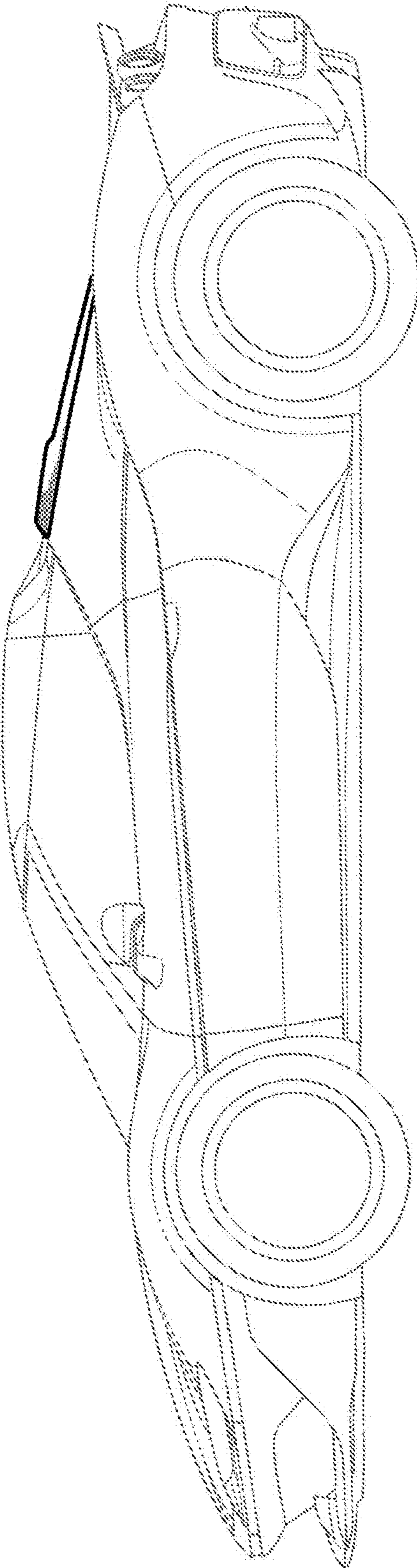


FIG. 5

