



US00D839801S

(12) **United States Design Patent** (10) **Patent No.:** **US D839,801 S**
Lucas et al. (45) **Date of Patent:** **** Feb. 5, 2019**

(54) **VEHICLE HOOD**
(71) Applicant: **Ford Global Technologies, LLC**,
Dearborn, MI (US)
(72) Inventors: **Earl C. Lucas**, Southfield, MI (US);
Keith Rogman, Fenton, MI (US);
Hojoon Kang, Novi, MI (US); **David**
Woodhouse, Troy, MI (US)
(73) Assignee: **Ford Global Technologies, LLC**,
Dearborn, MI (US)
(**) Term: **15 Years**
(21) Appl. No.: **29/624,484**
(22) Filed: **Nov. 1, 2017**
(51) **LOC (11) Cl.** **12-08**
(52) **U.S. Cl.**
USPC **D12/173**
(58) **Field of Classification Search**
USPC D12/86, 91, 93, 163, 164, 165, 166, 167,
D12/169, 171, 172, 173, 190, 216
CPC B60R 9/06; B60R 19/02; B60R 19/04;
B60R 19/18; B60R 19/44; B60R 19/48;
B62D 35/02; B62D 39/00; B62D 65/16;
B62D 21/12; B29C 45/16
See application file for complete search history.

(56) **References Cited**
U.S. PATENT DOCUMENTS
D640,959 S * 7/2011 Furst D12/173
D666,540 S * 9/2012 Karras D12/173
D718,682 S * 12/2014 McFarlin D12/173
D735,626 S * 8/2015 Blanski D12/173
D737,743 S * 9/2015 Duff D12/173
D743,309 S * 11/2015 Thole D12/173
D743,857 S * 11/2015 McMahan D12/173

D746,740 S * 1/2016 Wolff D12/173
D748,545 S * 2/2016 Behmer D12/173
D765,568 S * 9/2016 Frascella D12/173
D775,019 S * 12/2016 Wheel D12/173
D777,621 S * 1/2017 Kim D12/173
D777,622 S * 1/2017 Kozub D12/173
D787,992 S * 5/2017 Lee D12/173
D787,993 S * 5/2017 McCabe D12/173
D789,260 S * 6/2017 Smith D12/173
D804,372 S * 12/2017 Kozub D12/173
2004/0256024 A1 * 12/2004 Schlachter B60K 15/04
141/86
2005/0280287 A1 * 12/2005 Koura B60R 21/34
296/193.11
2016/0280279 A1 * 9/2016 Yoshida B62D 25/12
2018/0056927 A1 * 3/2018 Yamada B60R 21/38

* cited by examiner

Primary Examiner — Susan Bennett Hattan

Assistant Examiner — Suzanne E Tisdell

(74) *Attorney, Agent, or Firm* — James Dottavio

(57) **CLAIM**

The ornamental design for a vehicle hood, as shown and described.

DESCRIPTION

FIG. 1 is a top, front, and left side perspective view of a vehicle hood, showing our new design;
FIG. 2 is a bottom, front, and left side perspective view thereof;
FIG. 3 is a top, rear, and left side perspective view thereof;
FIG. 4 is a front elevational view thereof;
FIG. 5 is a rear elevational view thereof;
FIG. 6 is a left side elevational view thereof;
FIG. 7 is a right side elevational view thereof;
FIG. 8 is a top plan view thereof; and,
FIG. 9 is a bottom plan view thereof.

1 Claim, 9 Drawing Sheets





Figure 1



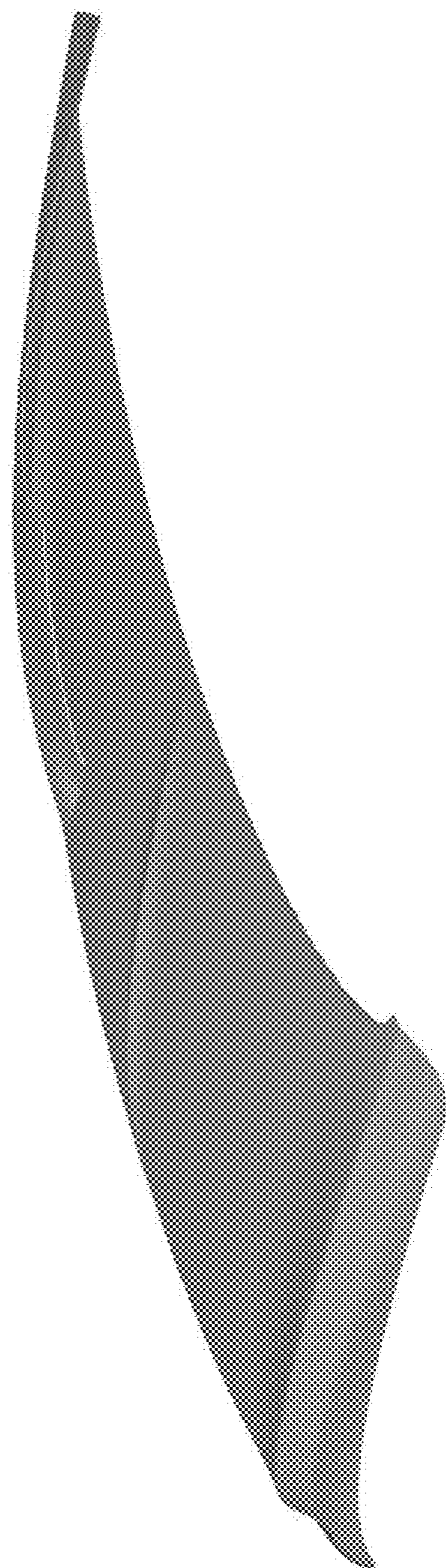



Figure 2

Figure 3






Figure 4




Figure 5




Figure 6




Figure 7




Figure 8




Figure 9