



US00D839799S

(12) **United States Design Patent**  
**Roller et al.**

(10) **Patent No.:** **US D839,799 S**

(45) **Date of Patent:** **\*\* Feb. 5, 2019**

(54) **MOTOR VEHICLE AND/OR TOY REPLICA THEREOF**

D803,733 S \* 11/2017 Cartabiano ..... D12/164  
D820,738 S \* 6/2018 Suga ..... D12/164  
D824,287 S \* 7/2018 Cartabiano ..... D12/92

(71) Applicants: **Scott Matthew Roller**, Pinckney, MI (US); **Kengo Iwanaga**, Ann Arbor, MI (US)

**OTHER PUBLICATIONS**

Netcarshow, Lexus RC350 (2015), <[https://www.netcarshow.com/lexus/2015-rc/1280x960/wallpaper\\_02.htm](https://www.netcarshow.com/lexus/2015-rc/1280x960/wallpaper_02.htm)>, available as early as Nov. 28, 2014.

Netcarshow, Toyota Camry (2018), <[https://www.netcarshow.com/toyota/2018-camry/1280x960/wallpaper\\_15.htm](https://www.netcarshow.com/toyota/2018-camry/1280x960/wallpaper_15.htm)>, available as early as Jan. 9, 2017.

(72) Inventors: **Scott Matthew Roller**, Pinckney, MI (US); **Kengo Iwanaga**, Ann Arbor, MI (US)

\* cited by examiner

(73) Assignee: **TOYOTA JIDOSHA KABUSHIKI KAISHA** (JP)

*Primary Examiner* — Melody N Brown

(\*\*) Term: **15 Years**

(74) *Attorney, Agent, or Firm* — Saidman DesignLaw Group, LLC

(21) Appl. No.: **29/626,126**

(22) Filed: **Nov. 15, 2017**

(51) **LOC (11) Cl.** ..... **12-16**

(52) **U.S. Cl.**  
USPC ..... **D12/164**

(57) **CLAIM**

The ornamental design for a motor vehicle and/or toy replica thereof, as shown and described.

(58) **Field of Classification Search**

USPC .... D12/86, 90–92, 164; D21/424, 433, 434;  
296/181.1–181.5, 183.1

CPC ..... B62D 25/00; B62D 25/06; B62D 33/00;  
B62D 35/00

See application file for complete search history.

**DESCRIPTION**

FIG. 1 is a left, front perspective view of a motor vehicle and/or toy replica thereof showing our new design; FIG. 2 is a right, front perspective view thereof; FIG. 3 is a left, rear perspective view thereof; FIG. 4 is a right, rear perspective view thereof; FIG. 5 is a front view thereof; FIG. 6 is a rear view thereof; FIG. 7 is a left side view thereof; FIG. 8 is a right side view thereof; and, FIG. 9 is a top view thereof.


The claimed design is indicated by the relatively dark portions in the figures. The relatively light portions form no part of the claimed design.

(56) **References Cited**

**U.S. PATENT DOCUMENTS**

D733,621 S \* 7/2015 Ikuma ..... D12/169  
D737,737 S \* 9/2015 Kim ..... D12/169  
D748,021 S \* 1/2016 Iwanaga ..... D12/169  
D751,955 S \* 3/2016 Takei ..... D12/169  
D751,956 S \* 3/2016 Hirai ..... D12/169  
D751,958 S \* 3/2016 Tomatsu ..... D12/169  
D752,486 S \* 3/2016 Sperling ..... D12/169  
D779,393 S \* 2/2017 Kim ..... D12/164

**1 Claim, 9 Drawing Sheets**






FIG. 1

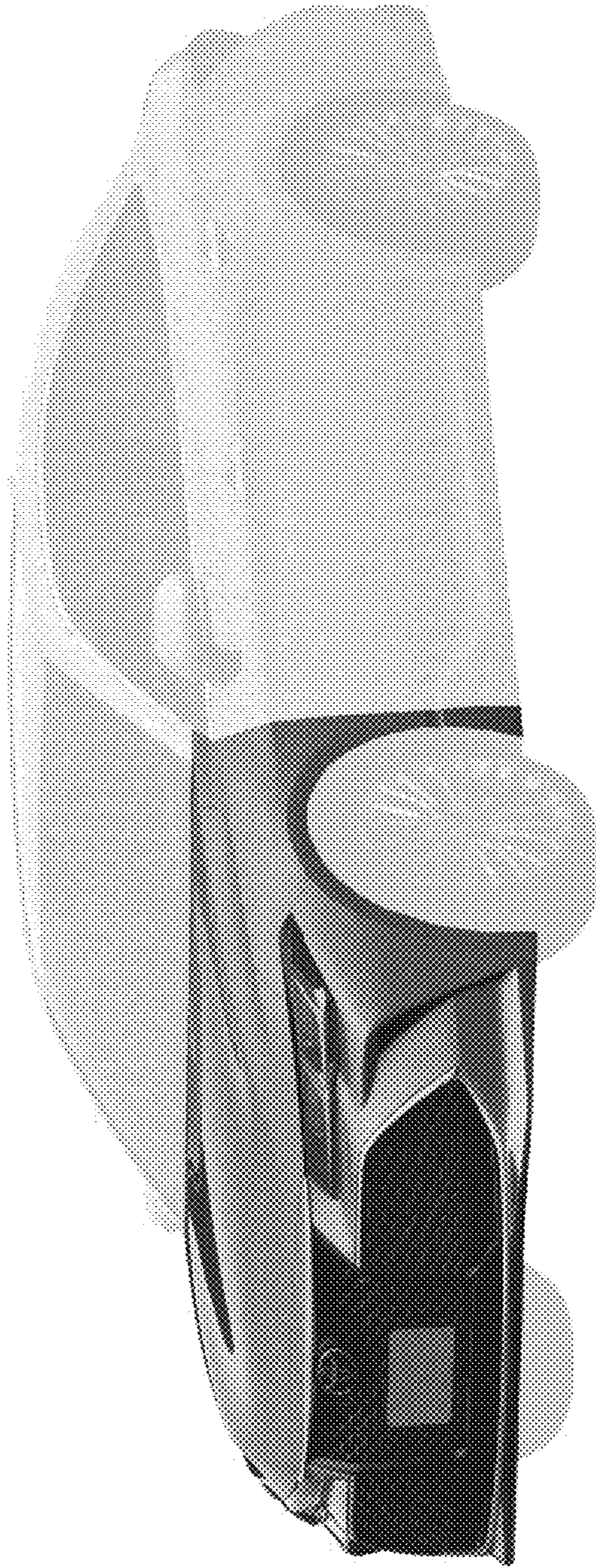


FIG. 2

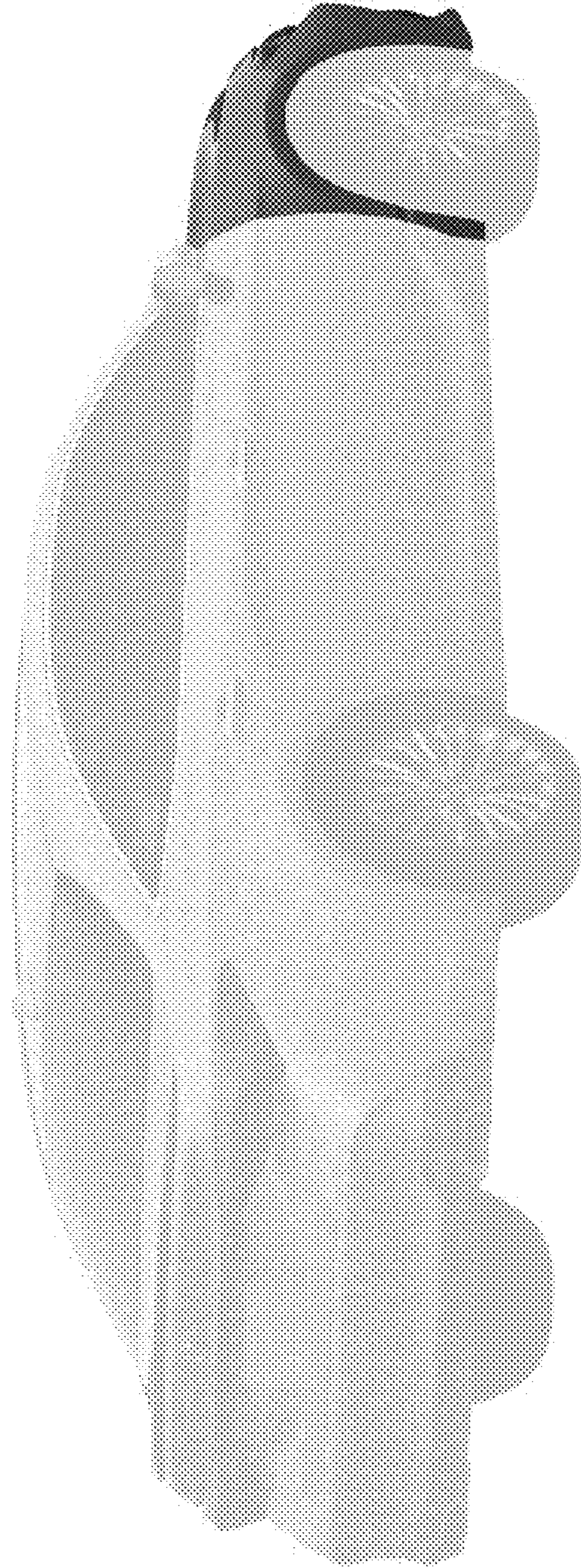


FIG. 3




FIG. 4




FIG. 5




FIG. 6




FIG. 7






FIG. 8




FIG. 9