



US00D839781S

(12) **United States Design Patent**
Keeble et al.

(10) **Patent No.:** **US D839,781 S**
(45) **Date of Patent:** **** Feb. 5, 2019**

(54) **PLANTER**

(71) Applicant: **THE HC COMPANIES, INC.**,
Twinsburg, OH (US)

(72) Inventors: **Drew Keeble**, Twinsburg, OH (US);
Alexander Marconi, Hamilton (CA)

(73) Assignee: **THE HC COMPANIES, INC.**,
Twinsburg, OH (US)

(**) Term: **15 Years**

(21) Appl. No.: **29/608,245**

(22) Filed: **Jun. 20, 2017**

(51) **LOC (11) Cl.** **11-02**

(52) **U.S. Cl.**
USPC **D11/152**

(58) **Field of Classification Search**
USPC D6/403–405, 556–558, 675;
D11/143–156, 164; D9/428, 500, 519,
D9/549; D3/306; D7/522, 524, 537
CPC A01G 9/02; A01G 9/021; A01G 9/028;
A01G 9/029; A01G 9/04; A01G 9/042;
A01G 9/045; A47G 7/00; A47G 7/006;
A47G 7/02; A47G 7/025; A47G 7/04;
A47G 7/044; A47G 7/06

See application file for complete search history.

(56) **References Cited**

U.S. PATENT DOCUMENTS

D255,339 S *	6/1980	Christian	D11/152
D260,750 S *	9/1981	Murphy	D11/153
D368,234 S *	3/1996	Dickinson	D11/152
D490,341 S *	5/2004	Harbaugh	D11/149
D515,970 S *	2/2006	Hensen	D11/153
D666,524 S *	9/2012	Aoyama	D11/153
D698,694 S *	2/2014	Thuma	D11/152
D704,592 S *	5/2014	Hung	D11/152

D708,546 S *	7/2014	Hung	D11/151
D713,757 S *	9/2014	Thuma	D11/152
D717,200 S *	11/2014	Thuma	D11/152
D717,201 S *	11/2014	Thuma	D11/152
D717,202 S *	11/2014	Thuma	D11/152
D719,056 S *	12/2014	Thuma	D11/153
D734,202 S *	7/2015	Thuma	D11/152
D735,601 S *	8/2015	Thuma	D11/152
D739,295 S *	9/2015	Thuma	D11/152
D740,163 S *	10/2015	Pettigrew	D11/152
D778,203 S *	2/2017	Thuma	D11/153
D778,204 S *	2/2017	Thuma	D11/153
D779,897 S *	2/2017	Thuma	D11/143
D789,242 S *	6/2017	Pettigrew	D11/152

OTHER PUBLICATIONS

Image of commercial product available since at least as early as Jun. 2016.

* cited by examiner

Primary Examiner — Elizabeth A. Albert
(74) *Attorney, Agent, or Firm* — Tucker Ellis LLP

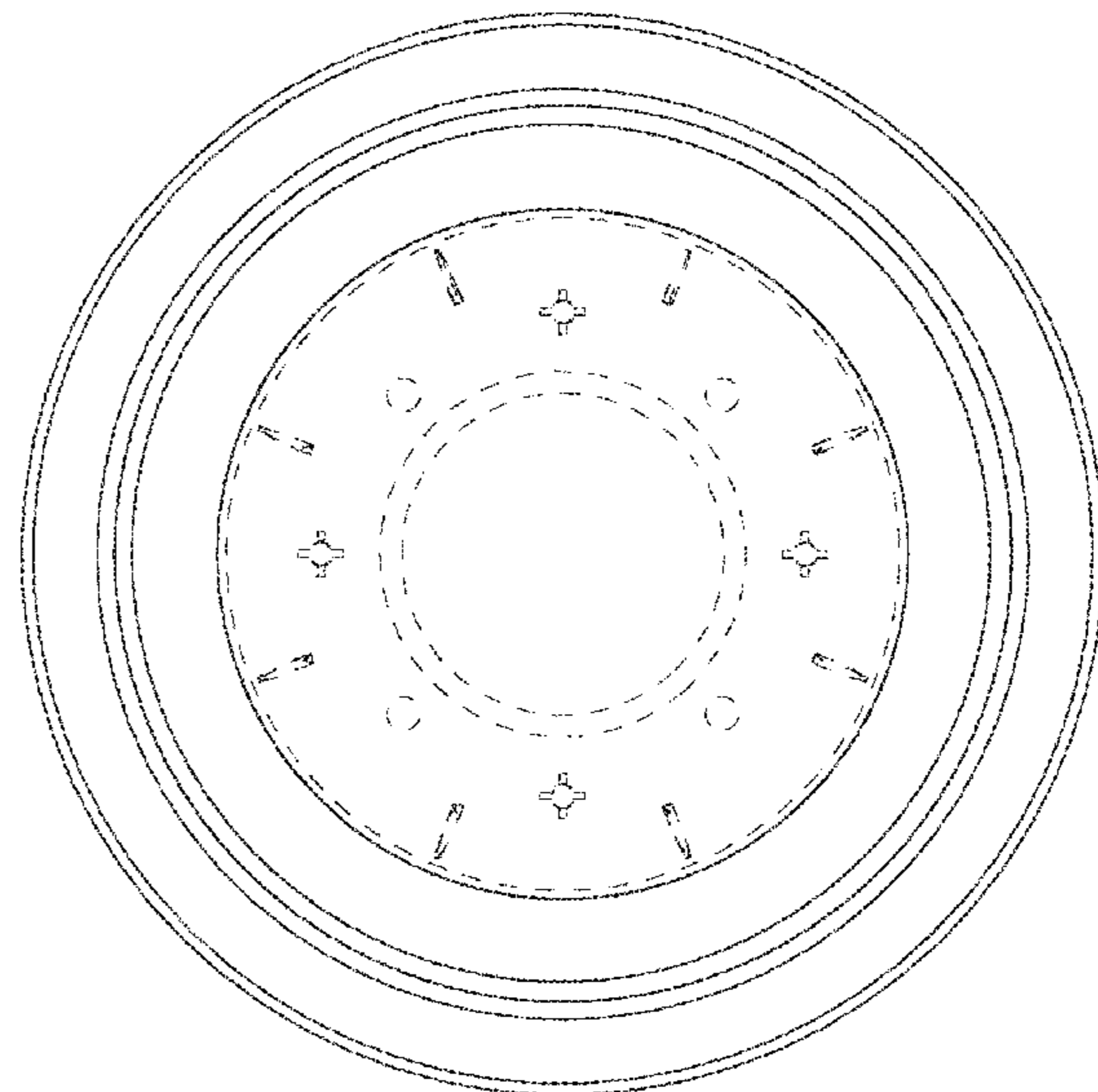

(57) **CLAIM**

The ornamental design for a planter, as shown and described.

DESCRIPTION

FIG. 1 is a front-top isometric view of a planter showing our new design;
FIG. 2 is a front view thereof;
FIG. 3 is a rear view thereof;
FIG. 4 is a left side view thereof;
FIG. 5 is a right side view thereof;
FIG. 6 is a top view thereof; and,
FIG. 7 is a bottom view thereof.
The broken lines are included to shown portions of the planter that form no part of the claimed design.

1 Claim, 7 Drawing Sheets






FIG. 1

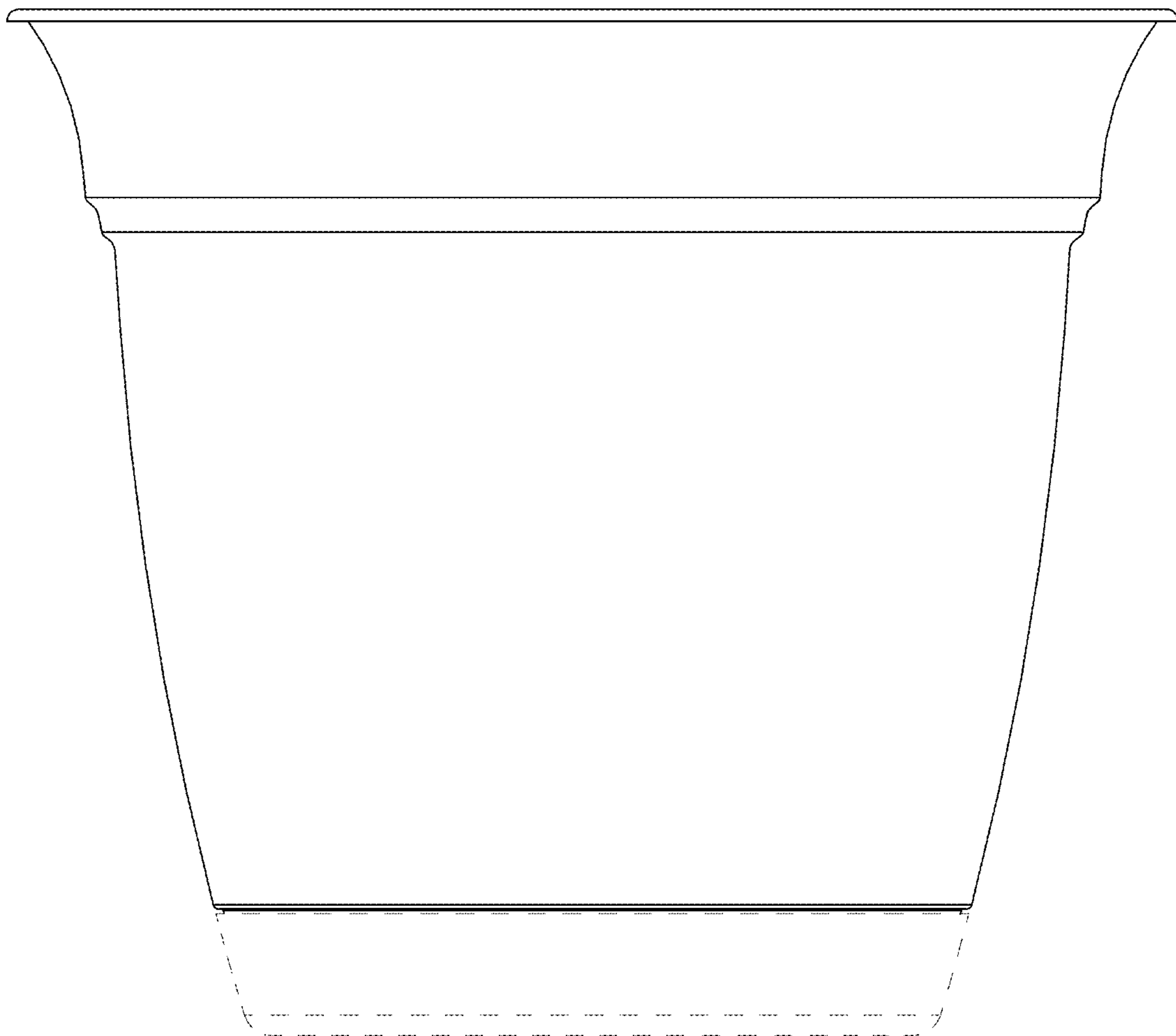


FIG. 2

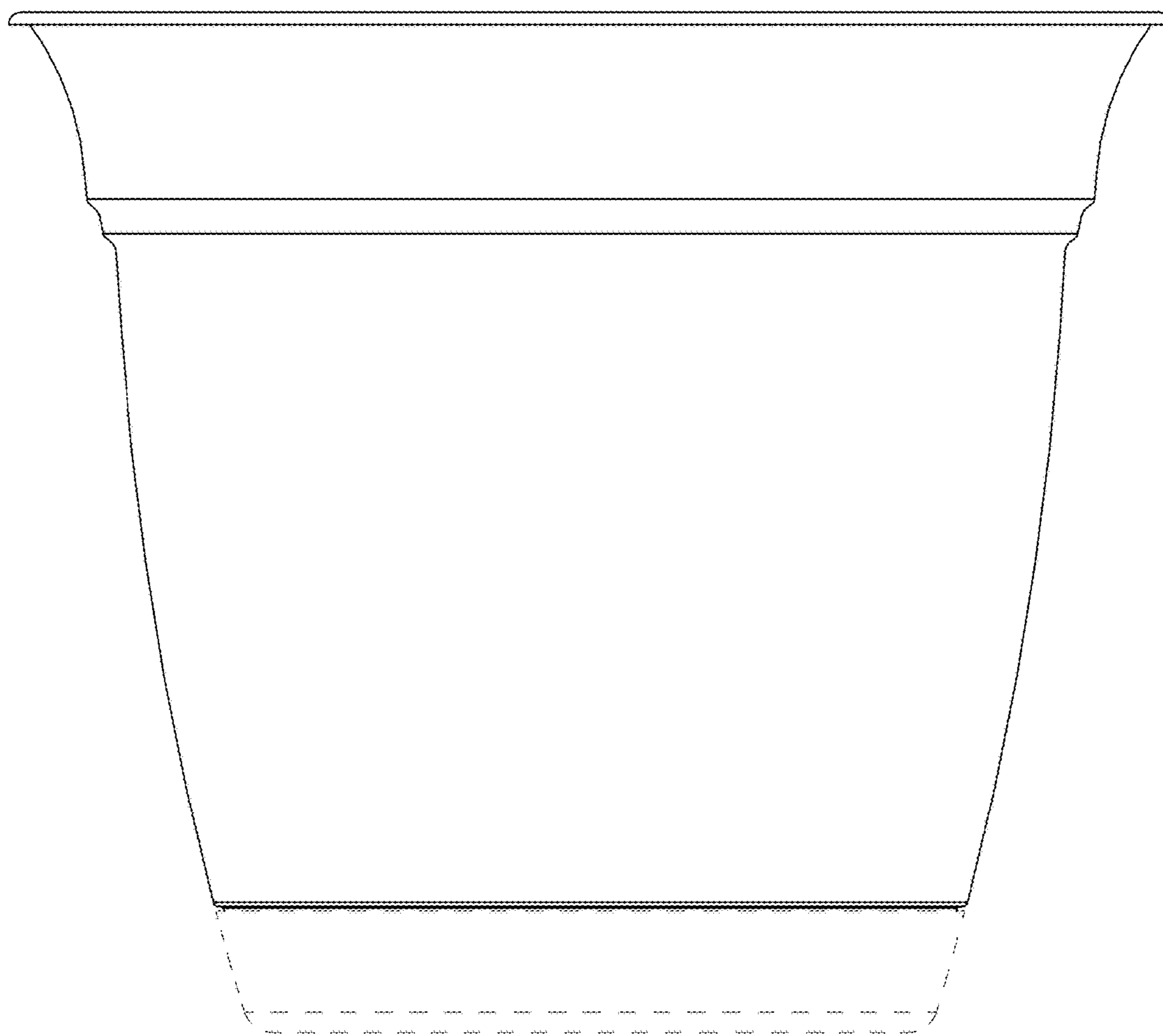


FIG. 3

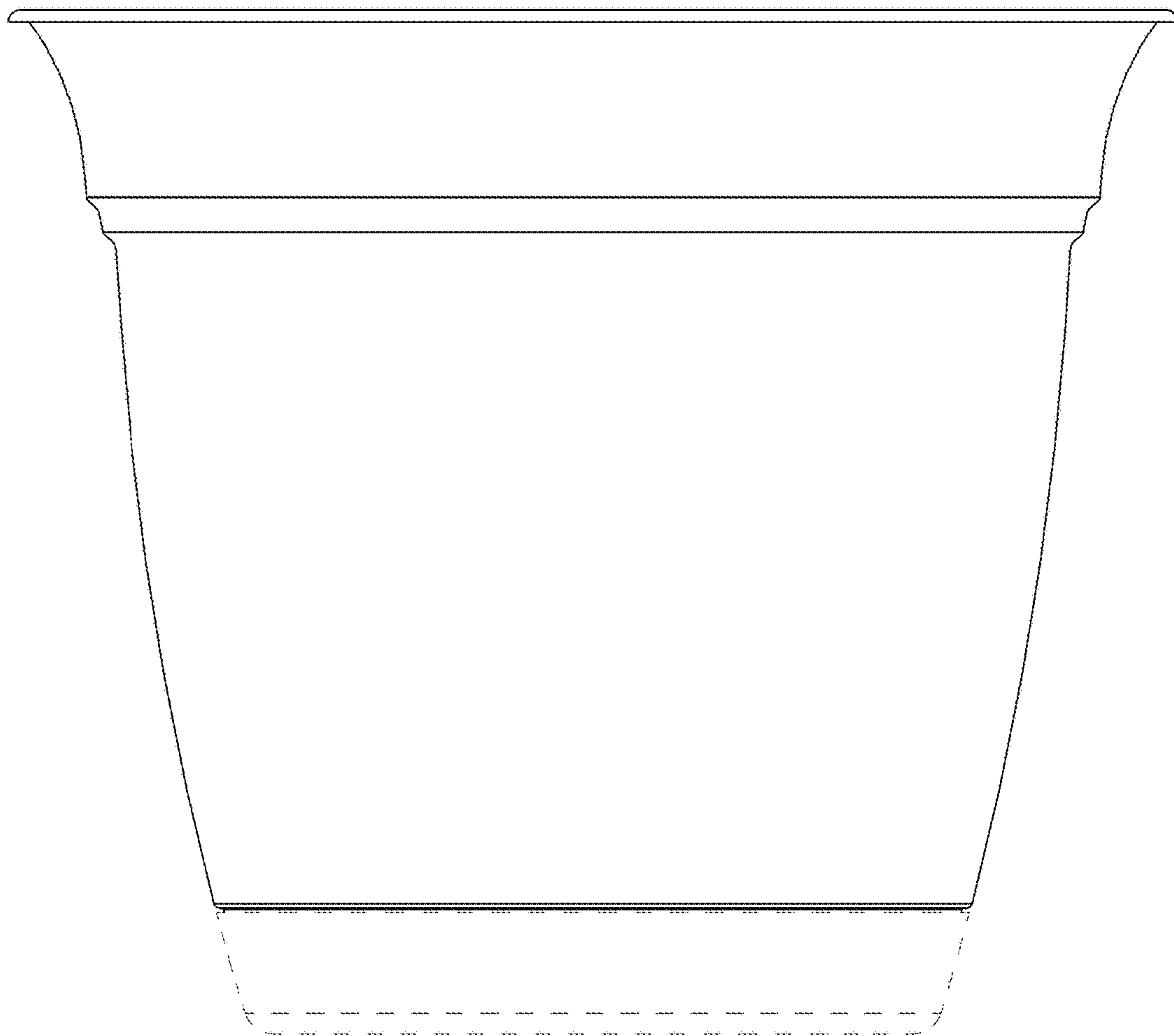


FIG. 4

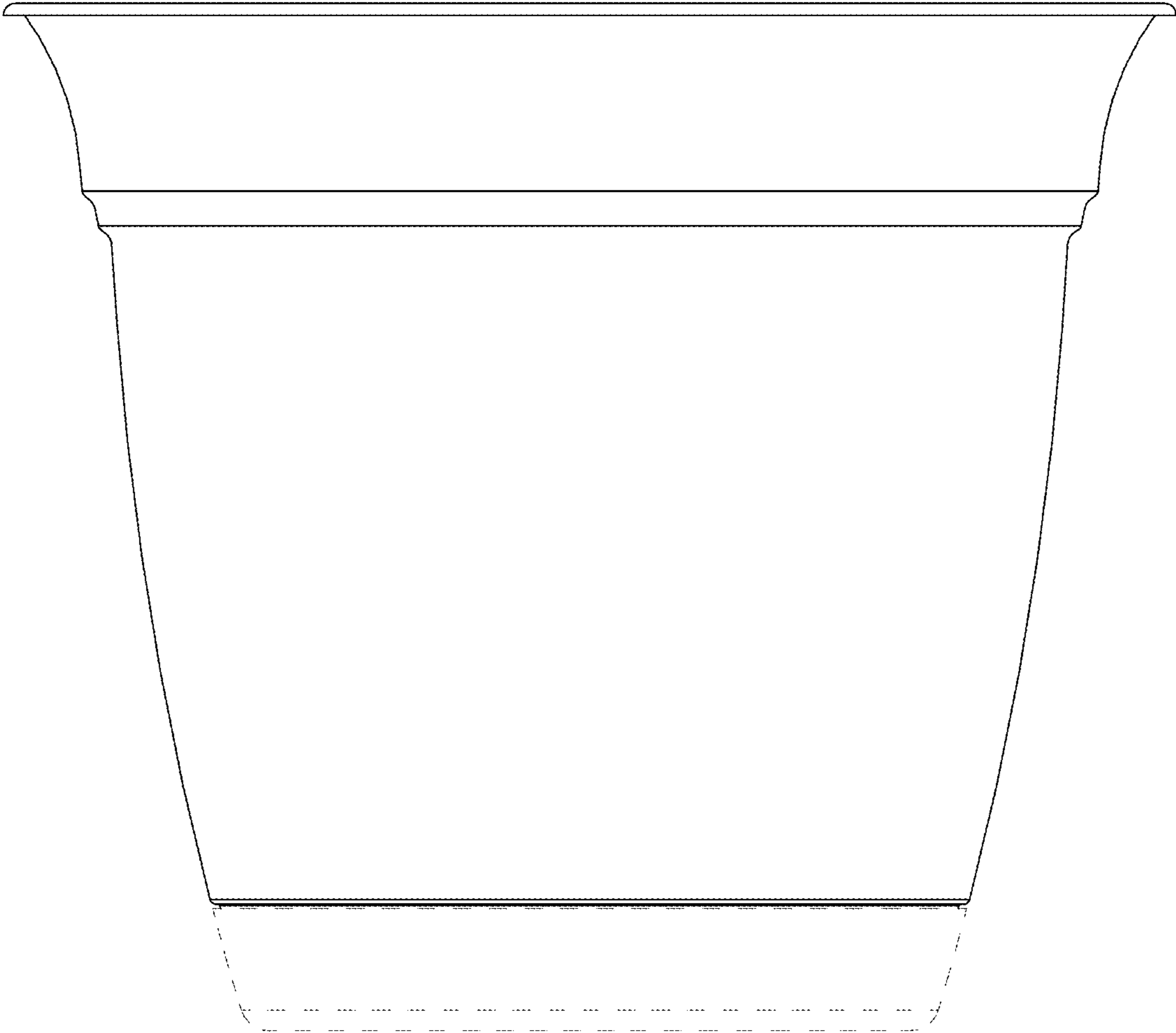


FIG. 5

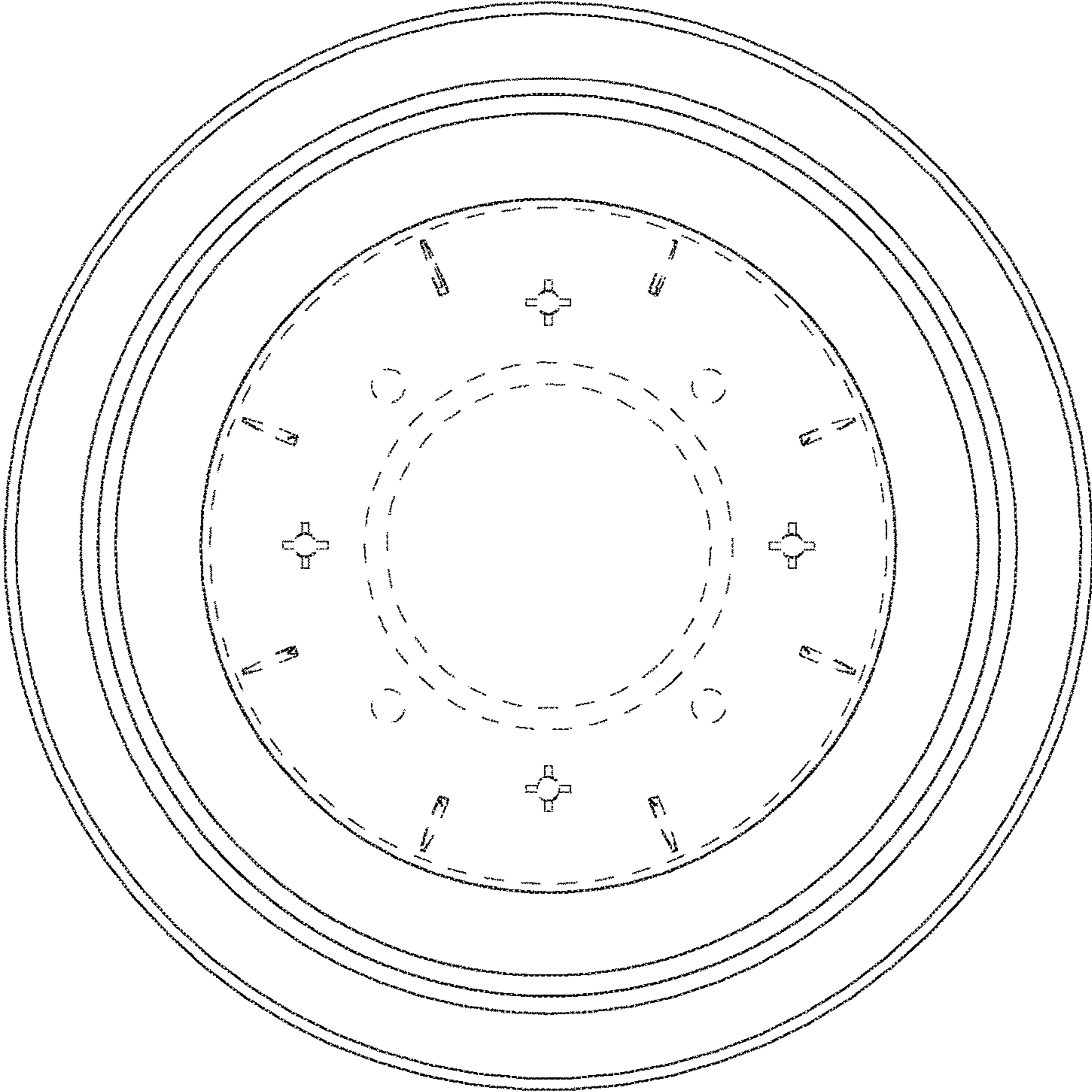


FIG. 6

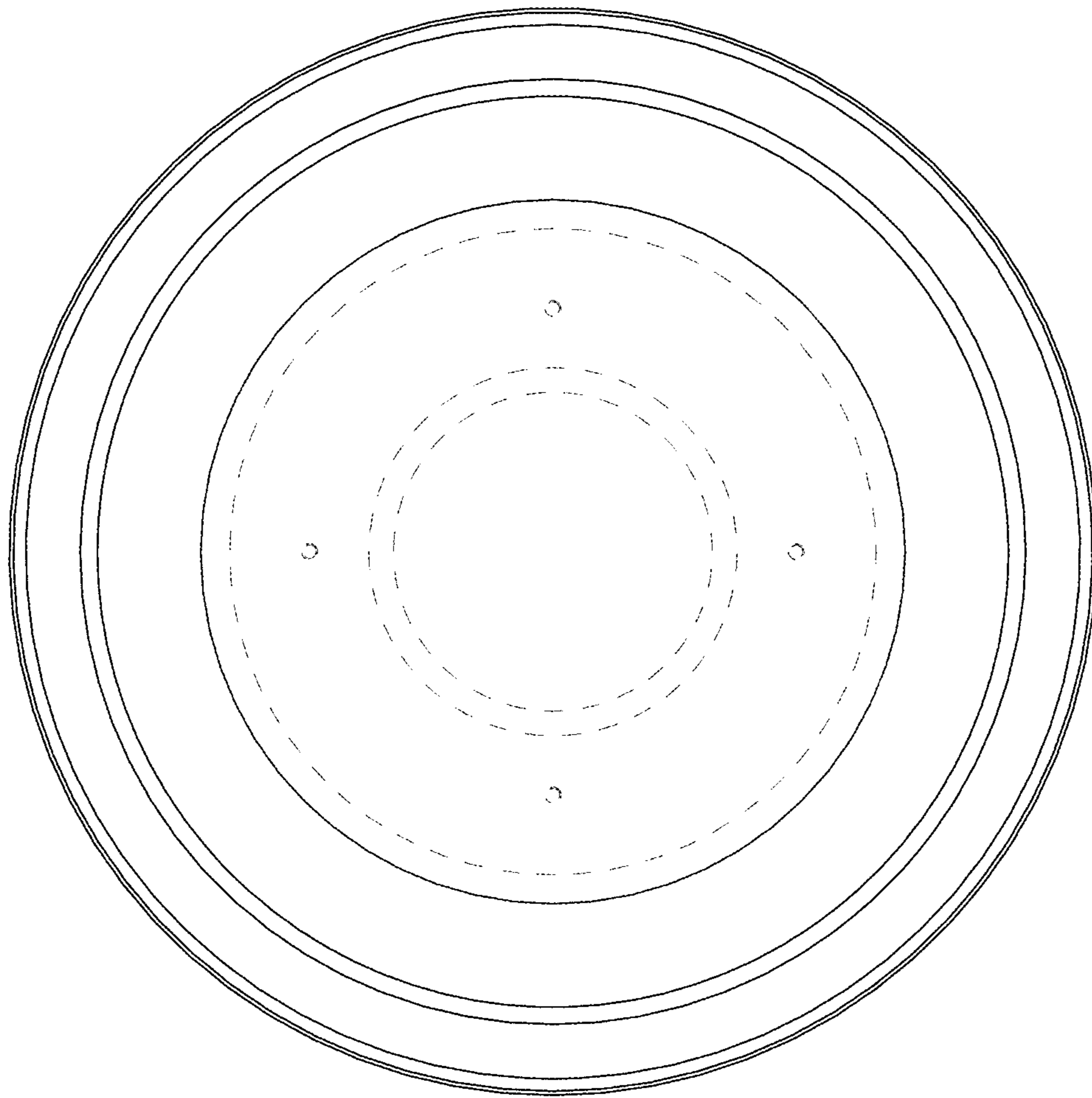


FIG. 7