



US00D839776S

(12) **United States Design Patent**
Rydlewicz

(10) **Patent No.:** **US D839,776 S**

(45) **Date of Patent:** **** Feb. 5, 2019**

(54) **DIAMOND**

(71) Applicant: **WORLD TREND ENTERPRISES LIMITED**, Hong Kong (HK)

(72) Inventor: **Roni Rydlewicz**, Ho Chi Minh (VN)

(73) Assignee: **World Trend Enterprises Limited**,
Hong Kong (HK)

(**) Term: **15 Years**

(21) Appl. No.: **29/630,364**

(22) Filed: **Dec. 20, 2017**

(30) **Foreign Application Priority Data**

Jul. 11, 2017 (EM) 004097798-0001

(51) **LOC (11) Cl.** **11-01**

(52) **U.S. Cl.**
USPC **D11/90**

(58) **Field of Classification Search**
USPC D11/1-2, 26-29, 89-92; 63/26-28, 32
CPC A44C 17/00; A44C 17/01; A44C 17/005;
A44C 17/007; A44C 17/008

See application file for complete search history.

(56) **References Cited**

U.S. PATENT DOCUMENTS

D592,540 S *	5/2009	Rydlewicz	D11/90
7,878,025 B2 *	2/2011	Rydlewicz	A44C 17/001 63/26
D734,200 S *	7/2015	Rydlewicz	D11/90
D738,778 S *	9/2015	Rydlewicz	D11/90
D763,122 S *	8/2016	Rydlewicz	D11/90
D810,613 S *	2/2018	Mehta	D11/90

* cited by examiner

Primary Examiner — Ralf Seifert

(74) *Attorney, Agent, or Firm* — Venable LLP; Michele V. Frank


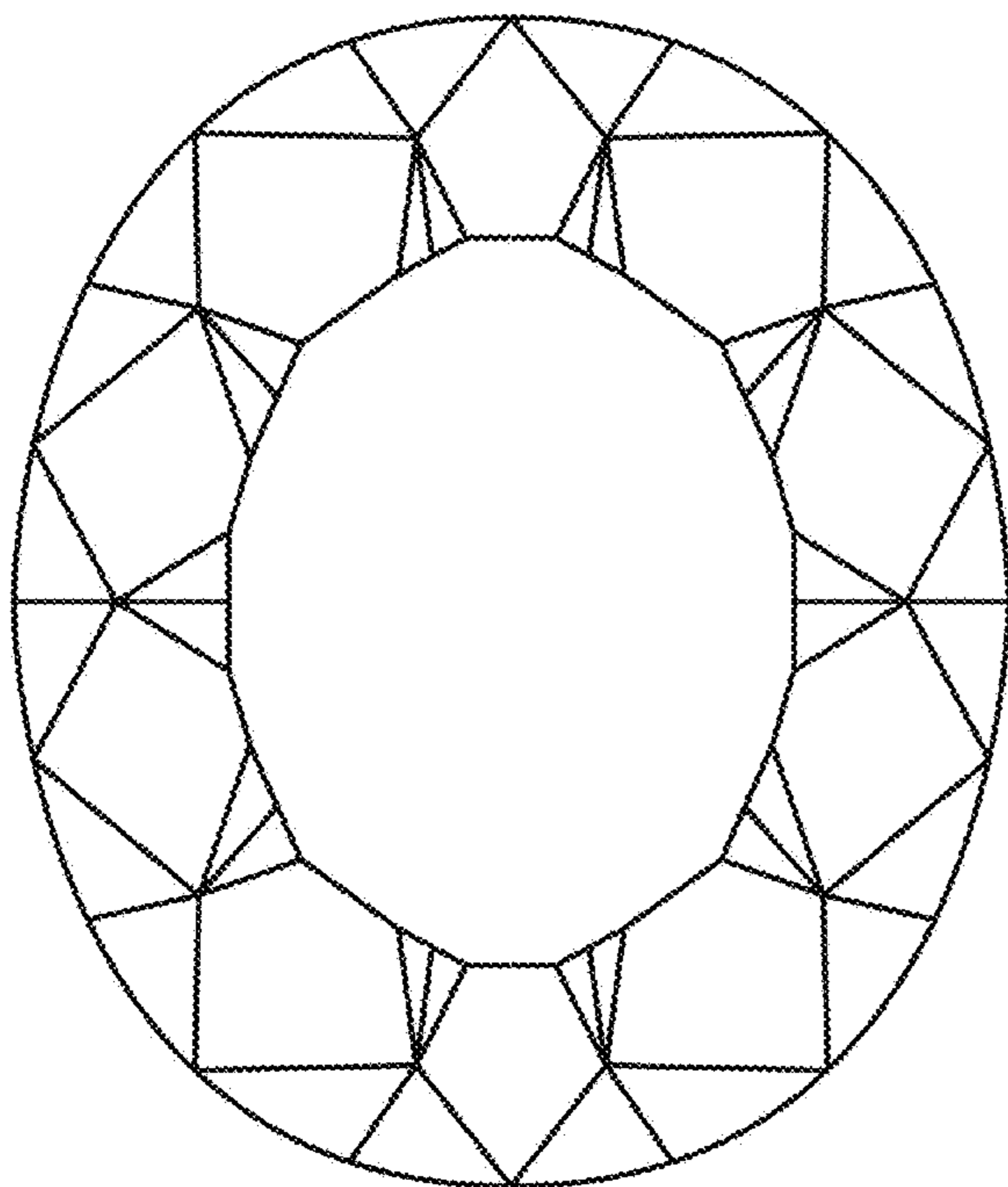
(57) **CLAIM**

The ornamental design for a diamond, as shown and described.

DESCRIPTION

FIG. 1 is a top plan view of the claimed design;
FIG. 2 is a bottom plan view thereof;
FIG. 3 is a side elevational view, the opposite side view being identical; and,
FIG. 4 is another side elevational view, the opposite side view being identical.

1 Claim, 3 Drawing Sheets



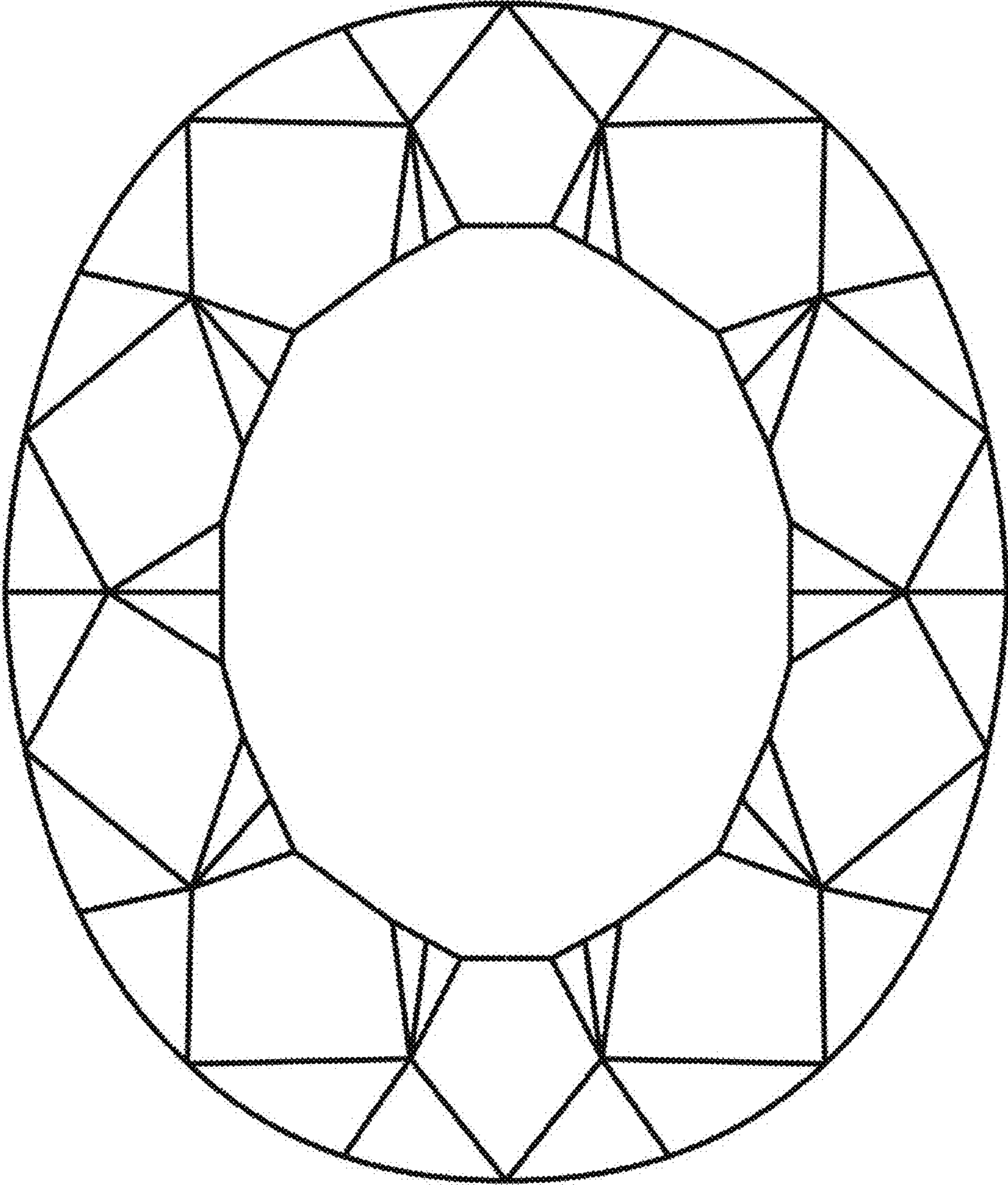


FIG. 1




FIG. 2

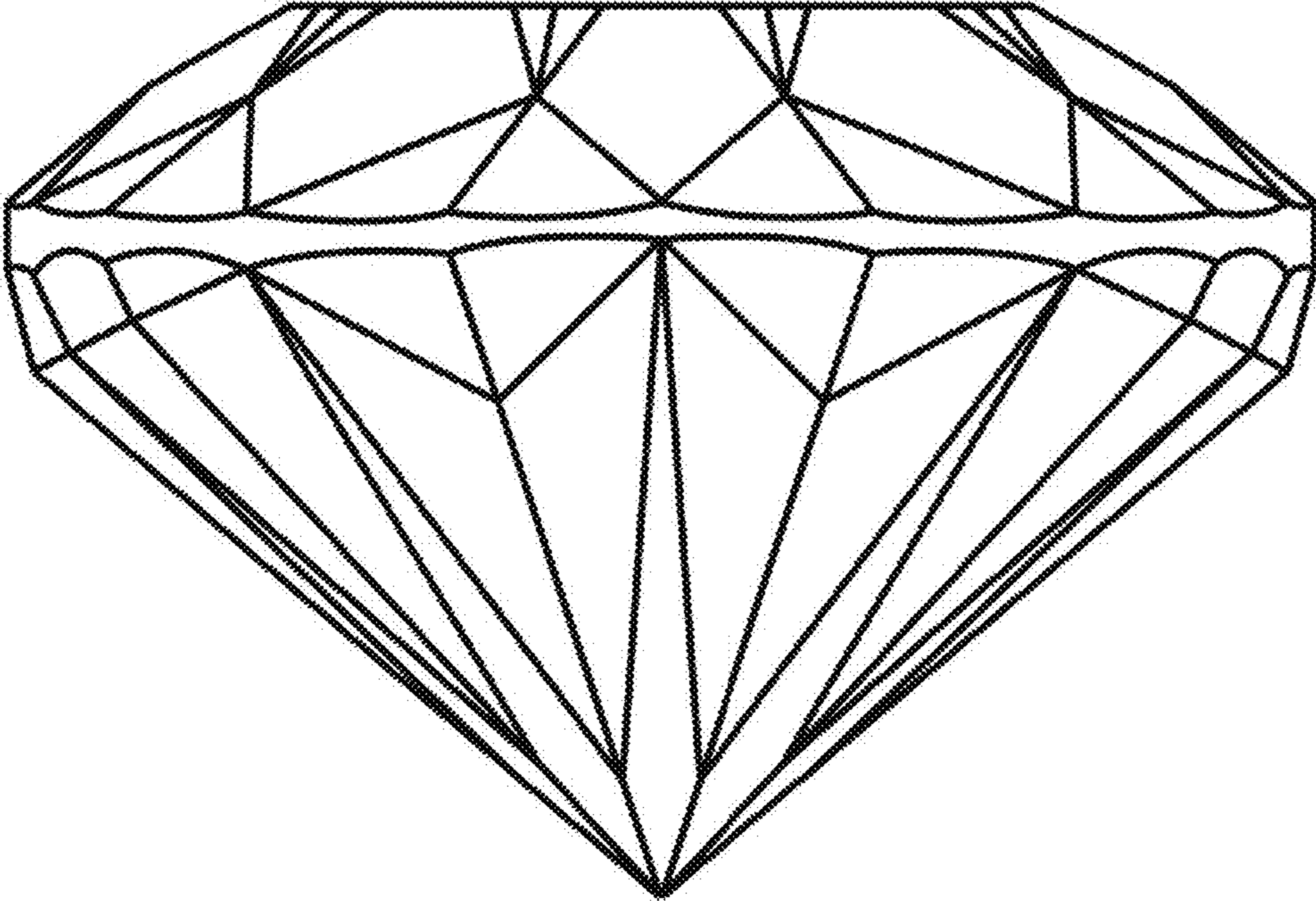


FIG. 3

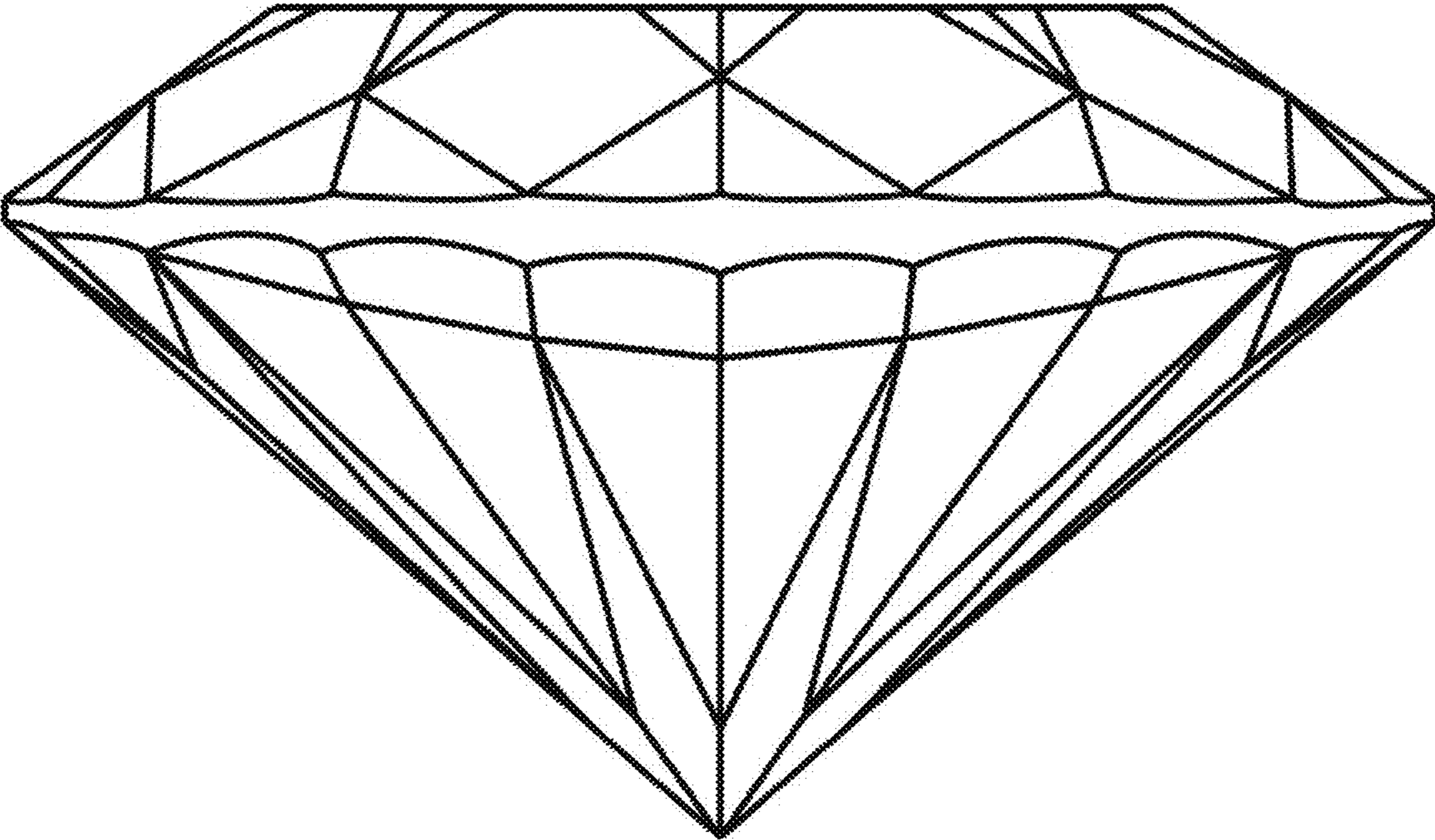


FIG. 4