



US00D839767S

(12) **United States Design Patent**  
**Rydlewicz**

(10) **Patent No.:** **US D839,767 S**

(45) **Date of Patent:** **\*\* Feb. 5, 2019**

(54) **DIAMOND**

(71) Applicant: **WORLD TREND ENTERPRISES LIMITED**, Hong Kong (HK)

(72) Inventor: **Roni Rydlewicz**, Ho Chi Minh (VN)

(73) Assignee: **World Trend Enterprises Limited**, Hong Kong (HK)

(\*\*) Term: **15 Years**

(21) Appl. No.: **29/630,368**

(22) Filed: **Dec. 20, 2017**

(30) **Foreign Application Priority Data**

Oct. 12, 2017 (EM) ..... 004398246-0001

(51) **LOC (11) Cl.** ..... **11-01**

(52) **U.S. Cl.**  
USPC ..... **D11/89**

(58) **Field of Classification Search**  
USPC ..... D11/1-2, 26-29, 89-92; 63/26-28, 32  
CPC ..... A44C 17/00; A44C 17/01; A44C 17/005;  
A44C 17/007; A44C 17/008  
See application file for complete search history.

(56) **References Cited**

**U.S. PATENT DOCUMENTS**

5,713,219 A \* 2/1998 Itzkowitz ..... A44C 17/005  
63/26  
D475,289 S \* 6/2003 Cooper ..... D11/90

D493,745 S \* 8/2004 Cutshall ..... D11/90  
D501,423 S \* 2/2005 Tolkowsky ..... D11/90  
D520,401 S \* 5/2006 Golan ..... D11/90  
D522,399 S \* 6/2006 Livnat ..... D11/90  
D524,187 S \* 7/2006 Golan ..... D11/90  
D534,093 S \* 12/2006 Anastasiadis ..... D11/81  
D568,200 S \* 5/2008 Chui ..... D11/90  
D588,041 S \* 3/2009 Swarovski ..... D11/90  
D596,068 S \* 7/2009 Peled ..... D11/90  
D671,859 S \* 12/2012 Gersh ..... D11/89  
D762,513 S \* 8/2016 Berdan ..... D11/89  
D801,850 S \* 11/2017 Rydlewicz ..... D11/89  
D809,963 S \* 2/2018 Mehta ..... D11/89  
D820,717 S \* 6/2018 Mitchener ..... D11/89

\* cited by examiner

*Primary Examiner* — Ralf Seifert

(74) *Attorney, Agent, or Firm* — Venable LLP; Michele V. Frank


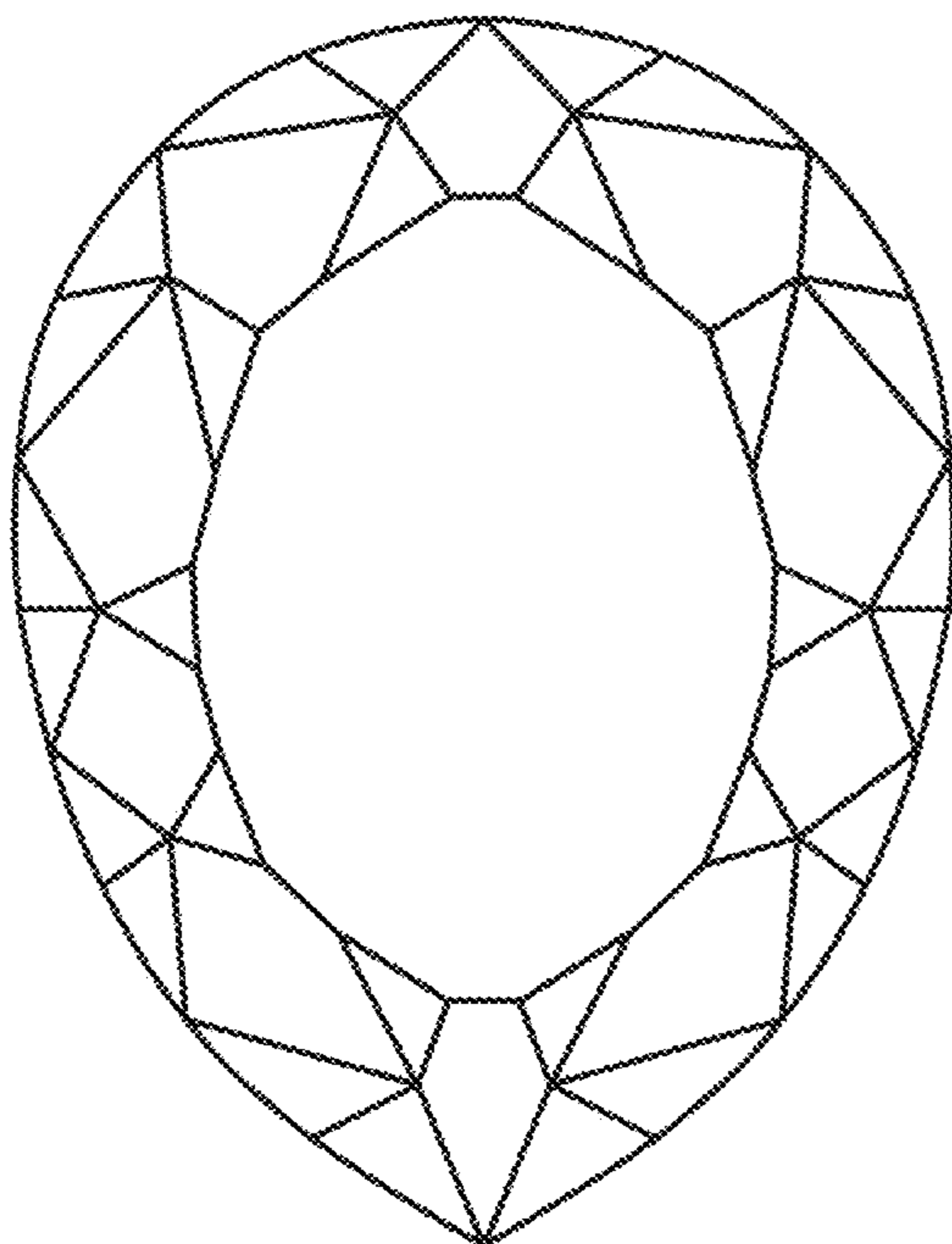
(57) **CLAIM**

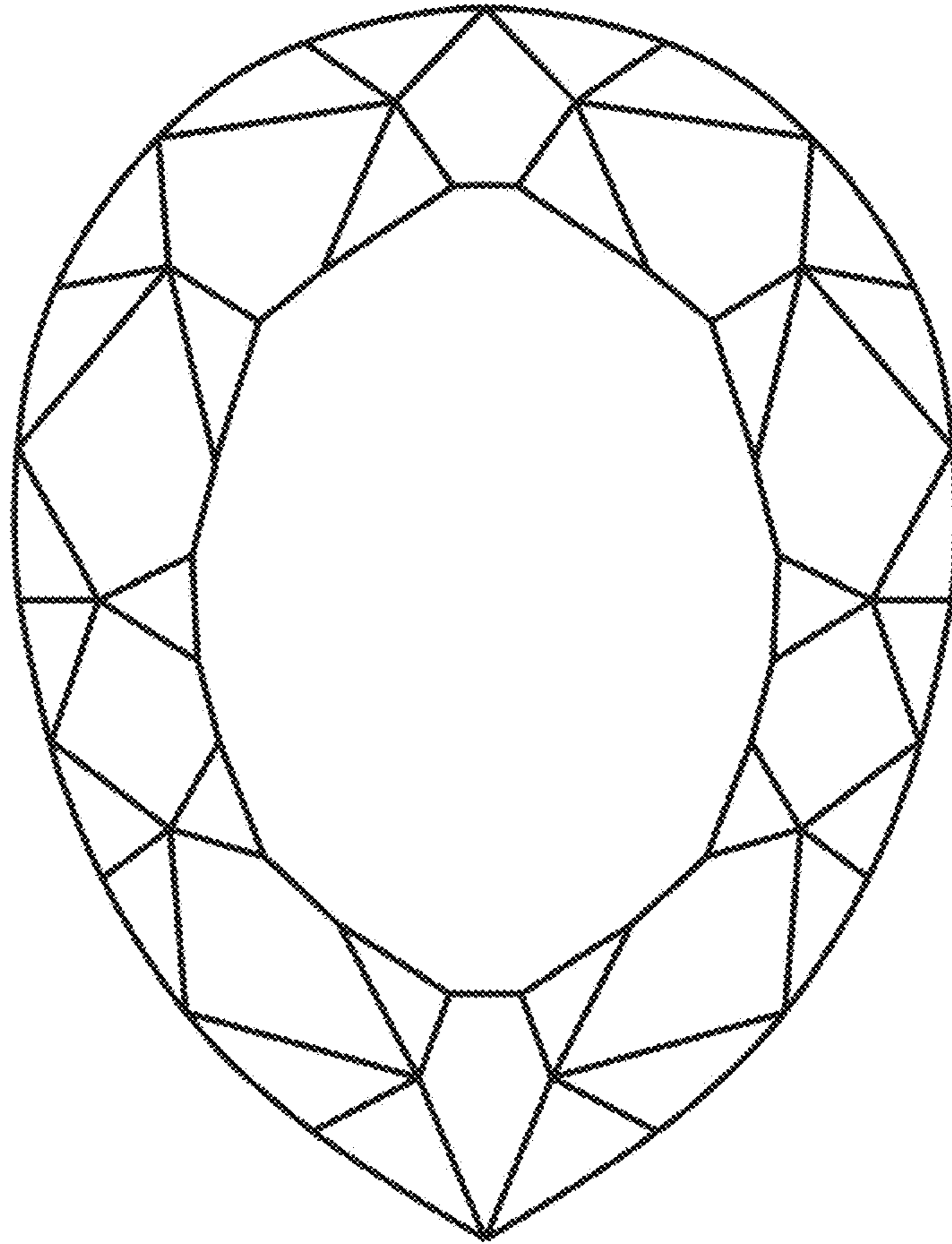
The ornamental design for a diamond, as shown and described.

**DESCRIPTION**

FIG. 1 is a top plan view of the claimed design;  
FIG. 2 is a bottom plan view thereof;  
FIG. 3 is a side elevational view, the opposite side view being a mirror image;  
FIG. 4 is a point view thereof; and,  
FIG. 5 is a head elevational view.

**1 Claim, 5 Drawing Sheets**





**FIG. 1**


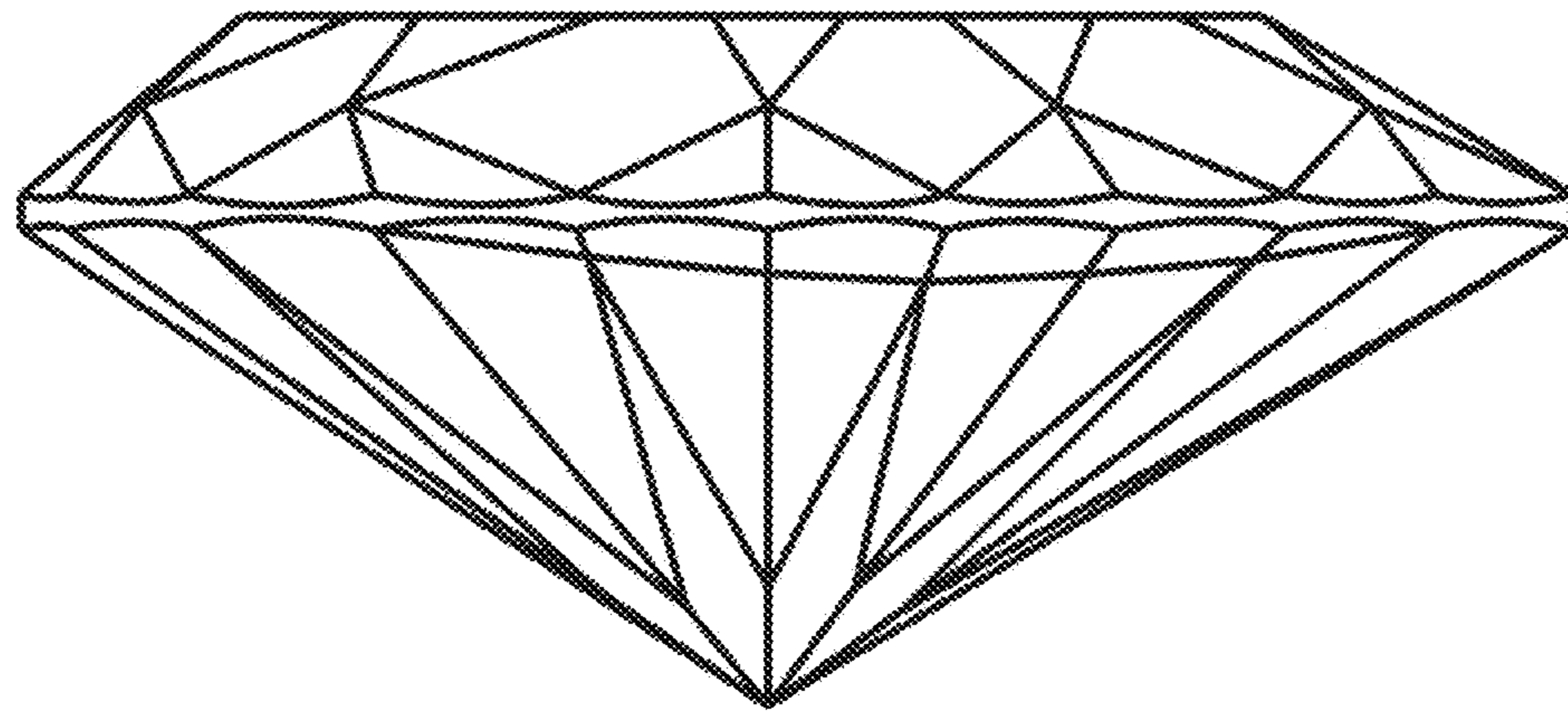
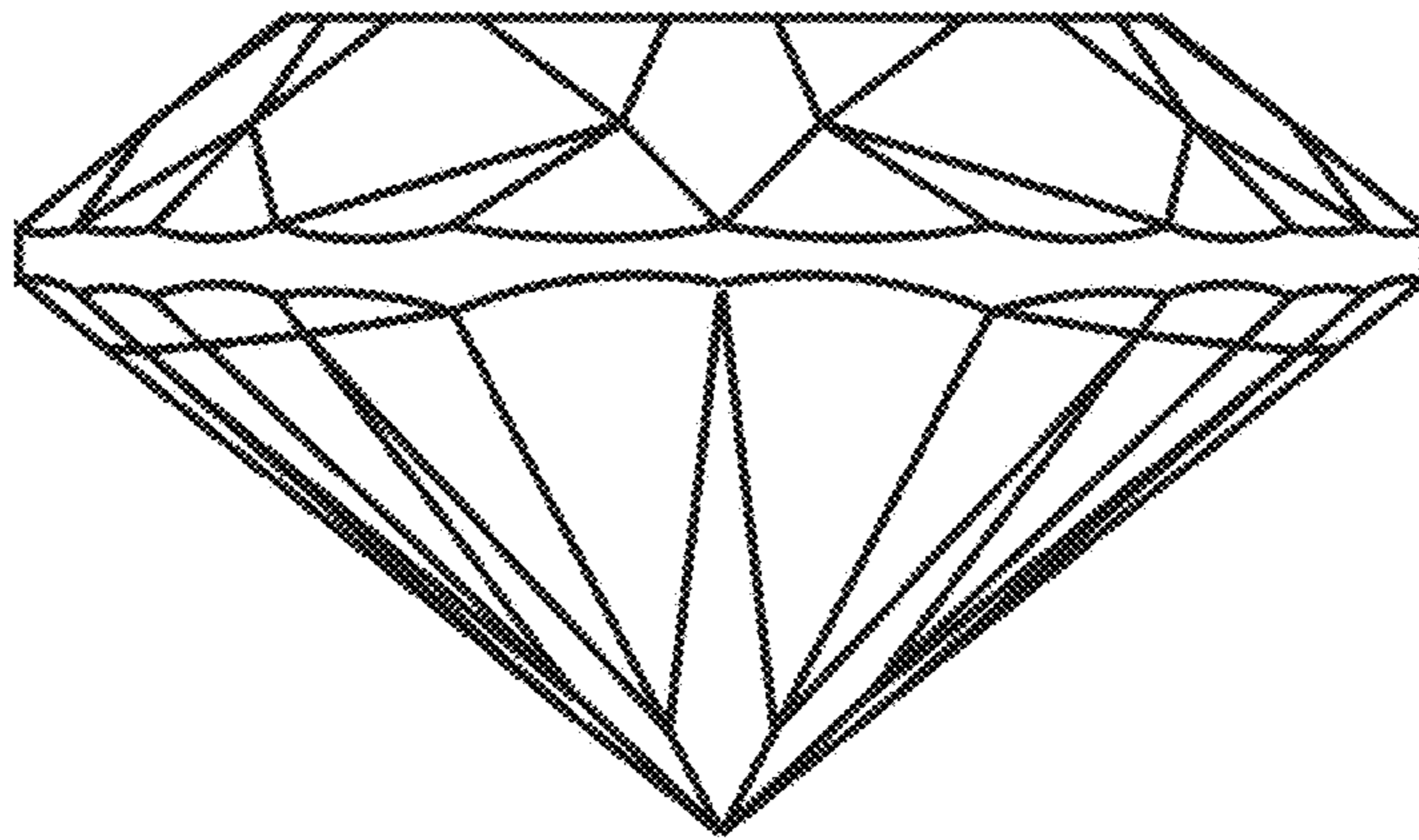


FIG. 2



**FIG. 3**



**FIG. 4**

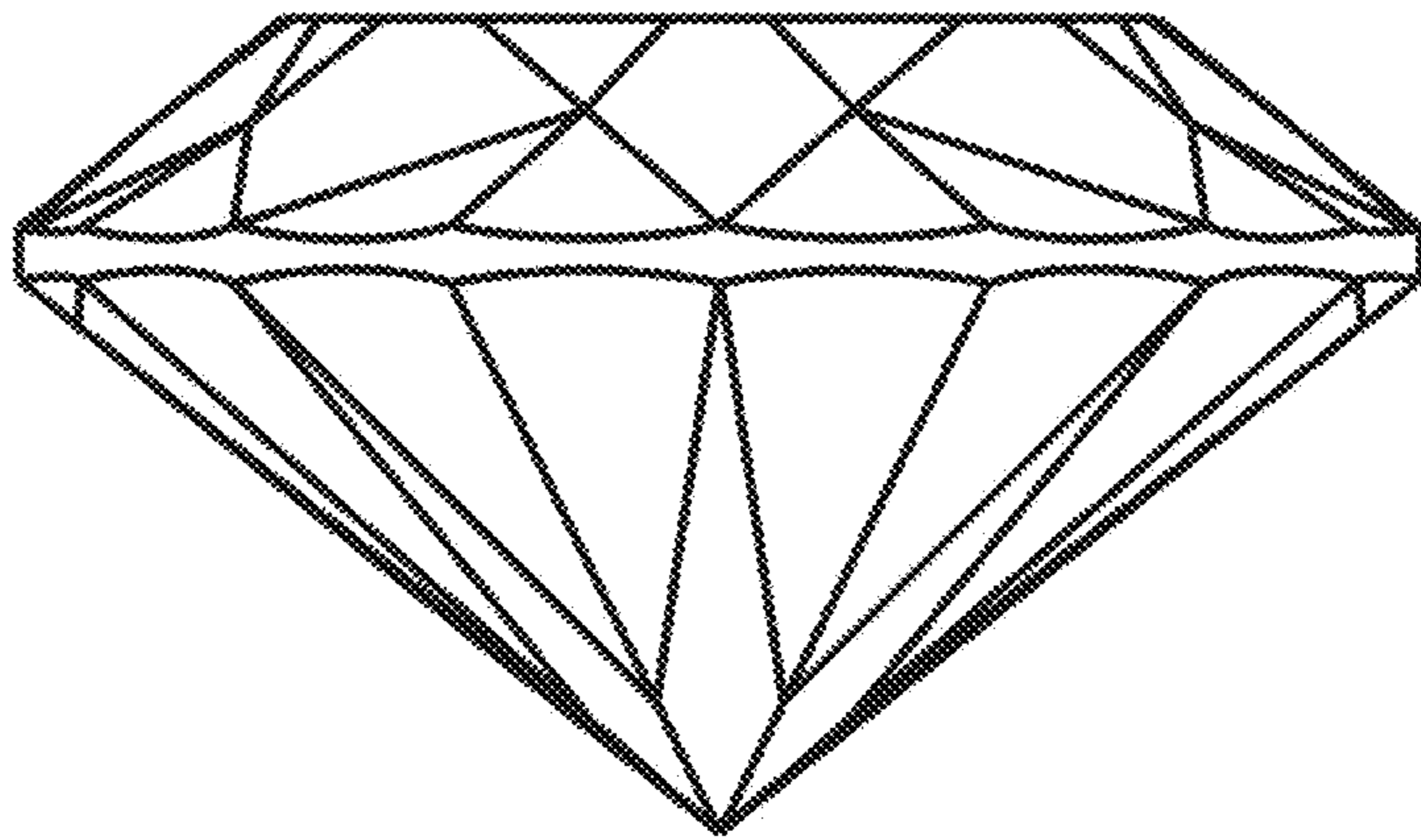


FIG. 5