



US00D839764S

(12) **United States Design Patent** (10) **Patent No.:** **US D839,764 S**  
**Crocco** (45) **Date of Patent:** **\*\* Feb. 5, 2019**

(54) **RING**  
(71) Applicant: **Dream Boule Milano S.r.l.**, Milan (IT)  
(72) Inventor: **Beniamino Edmondo Crocco**, Milan (IT)  
(73) Assignee: **DREAM BOULE MILANO S.r.l.**, Milan (IT)

D299,489 S \* 1/1989 Wood ..... D11/27  
D334,001 S \* 3/1993 Muse ..... D11/110  
D370,427 S \* 6/1996 Razza ..... D11/31  
D429,383 S \* 8/2000 Thorpe ..... D11/26  
D625,216 S \* 10/2010 Morgan ..... D11/26  
D640,583 S \* 6/2011 Kevan ..... D11/33  
D723,968 S \* 3/2015 Slimane ..... D11/26

(Continued)

(\*\*) Term: **15 Years**  
(21) Appl. No.: **29/603,484**  
(22) Filed: **May 10, 2017**

(30) **Foreign Application Priority Data**  
Nov. 11, 2016 (WO) ..... DM/094345

(51) **LOC (11) Cl.** ..... **11-01**  
(52) **U.S. Cl.**  
USPC ..... **D11/31**

(58) **Field of Classification Search**  
USPC .... D11/1, 2, 7, 8, 16, 26-39, 43, 44, 48-50,  
D11/56, 59, 79-86, 91, 92  
CPC .. A44C 5/00; A44C 1/00; A44C 7/002; A44C  
11/00; A44C 11/007; A44C 23/00; A44C  
25/00; A44C 25/001; A44C 25/002; A44C  
25/007; A44C 17/02; A44C 17/0241;  
A44C 17/0266; A44C 17/0175; A44C  
9/00; A44C 9/0007; A44C 9/0015; A44C  
9/0023; A44C 9/003; A44C 9/0038; A44C  
9/0046; A44C 9/0053; A44C 9/0061;  
A44C 9/0069; A44C 9/0076; A44C  
9/0084; A44C 9/02; A44C 15/001  
See application file for complete search history.

(56) **References Cited**  
**U.S. PATENT DOCUMENTS**  
D152,486 S \* 1/1949 Lorillard ..... D11/2  
D215,332 S \* 9/1969 Libby ..... D11/2

**OTHER PUBLICATIONS**

[Online] "Dreamboule Classic Lively & Lovely Collection." <https://www.baselworld.com/en-US/E-Catalogue.aspx?me=131554>. Retrieved Feb. 19, 2018.\*

(Continued)

*Primary Examiner* — Melanie Pellegrini  
(74) *Attorney, Agent, or Firm* — Thomas | Horstemeyer, LLP

(57) **CLAIM**  
The ornamental design for a ring, as shown and described.

**DESCRIPTION**

FIG. 1 is a perspective view of a ring showing my new design;  
FIG. 2 is a side view thereof;  
FIG. 3 is a side view thereof, from a side opposite that of FIG. 2;  
FIG. 4 is a front view thereof;  
FIG. 5 is a rear view thereof, from a side opposite that of FIG. 4;  
FIG. 6 is a top view thereof; and,  
FIG. 7 is a bottom view thereof.  
The broken lines shown in the drawings illustrate portions of the ring that form no part of the claimed design. The air bubble feature of the design at the top of the ring as shown in FIGS. 1-5 is purposely left out of the top view, FIG. 6, for clarity of the disclosure but forms part of the claimed design.

**1 Claim, 7 Drawing Sheets**



(56)

**References Cited**

U.S. PATENT DOCUMENTS

2004/0020241 A1\* 2/2004 Boiadjian ..... A44C 9/0053  
63/15  
2011/0056243 A1\* 3/2011 Asscher ..... A44C 9/0053  
63/32  
2016/0213106 A1\* 7/2016 Papais ..... A44C 17/0208

OTHER PUBLICATIONS

[Online] <http://fanhcy.com/7152>. Retrieved Feb. 19, 2018.\*

\* cited by examiner



FIG. 1

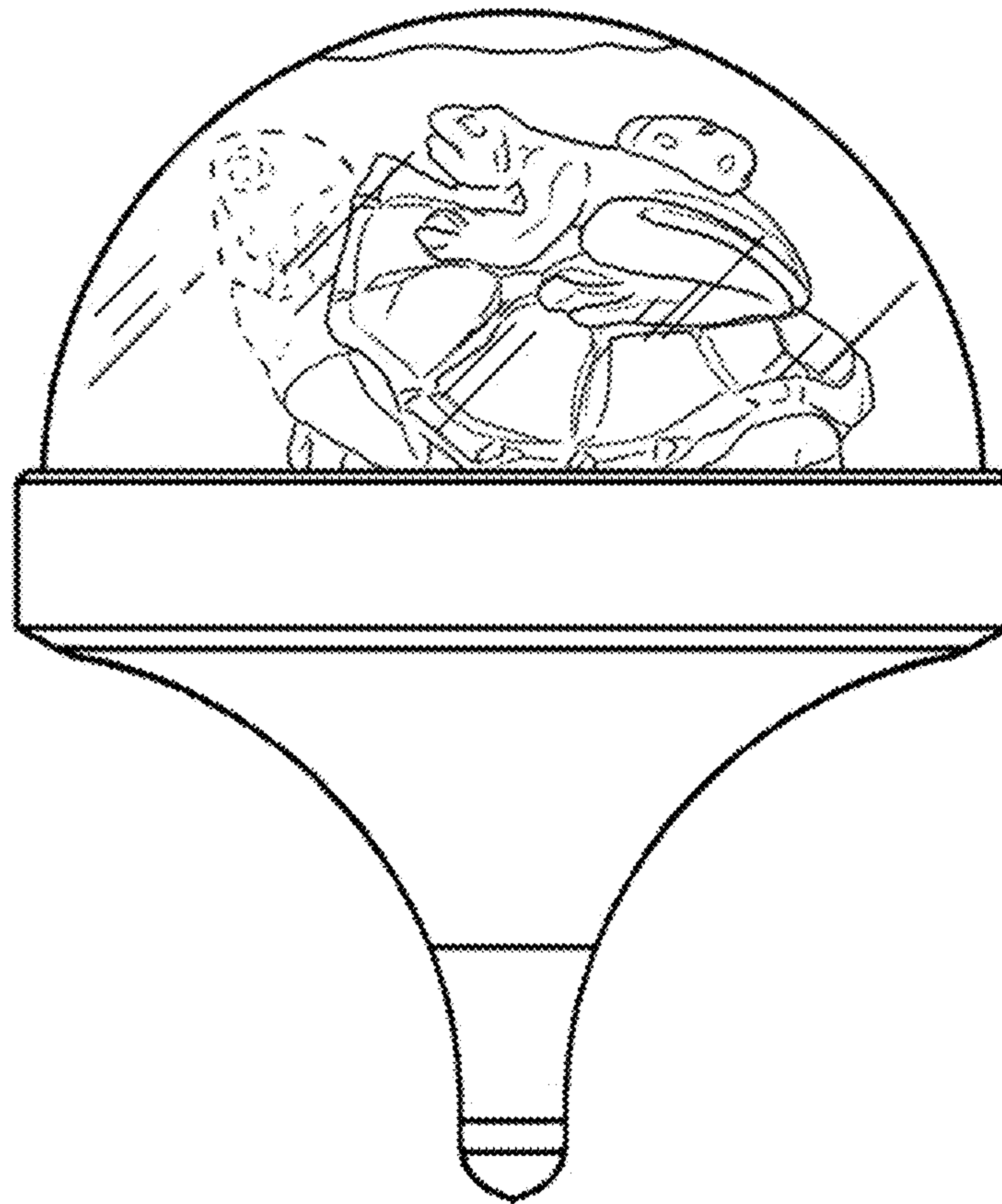


FIG. 2

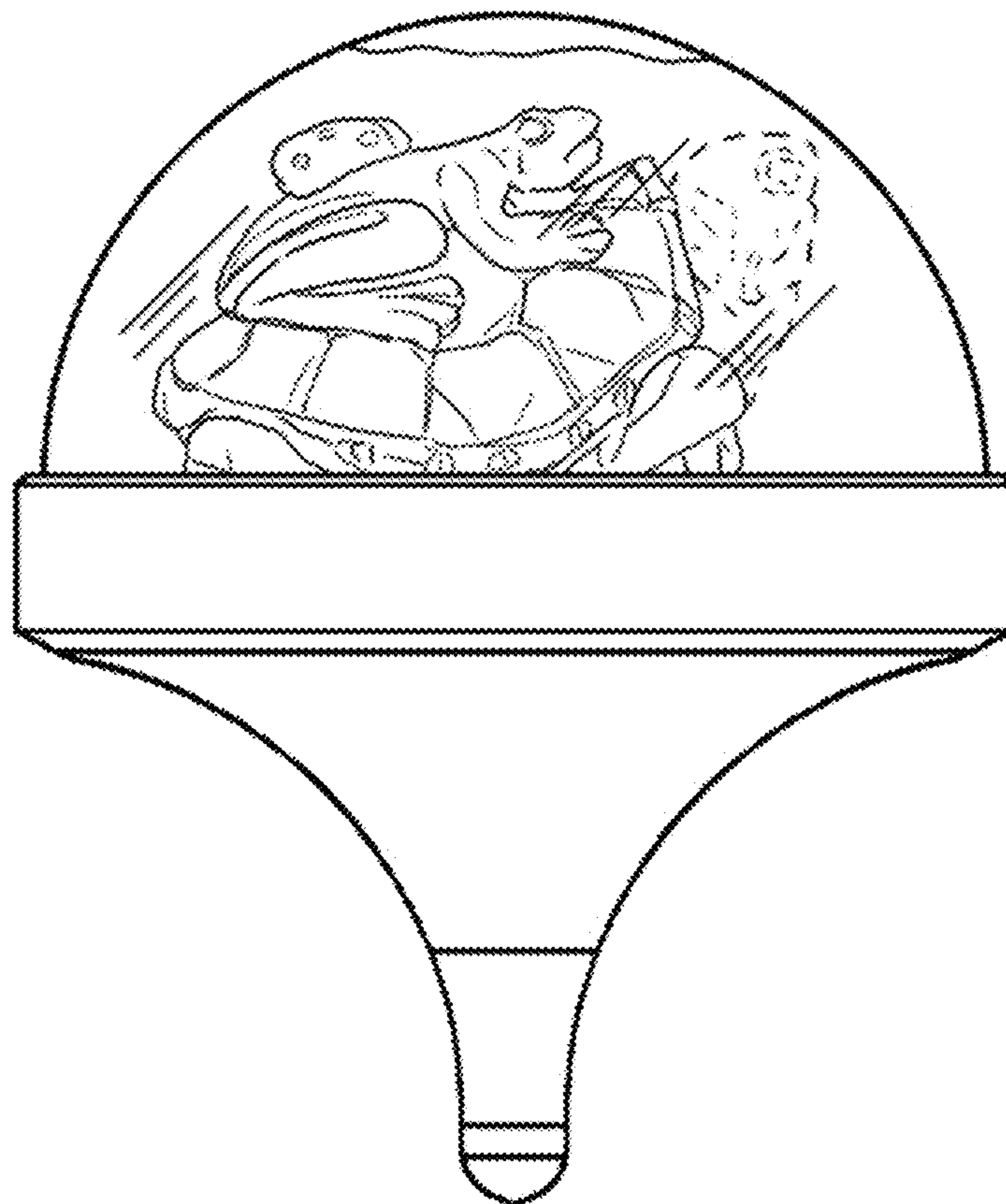


FIG. 3






FIG. 4

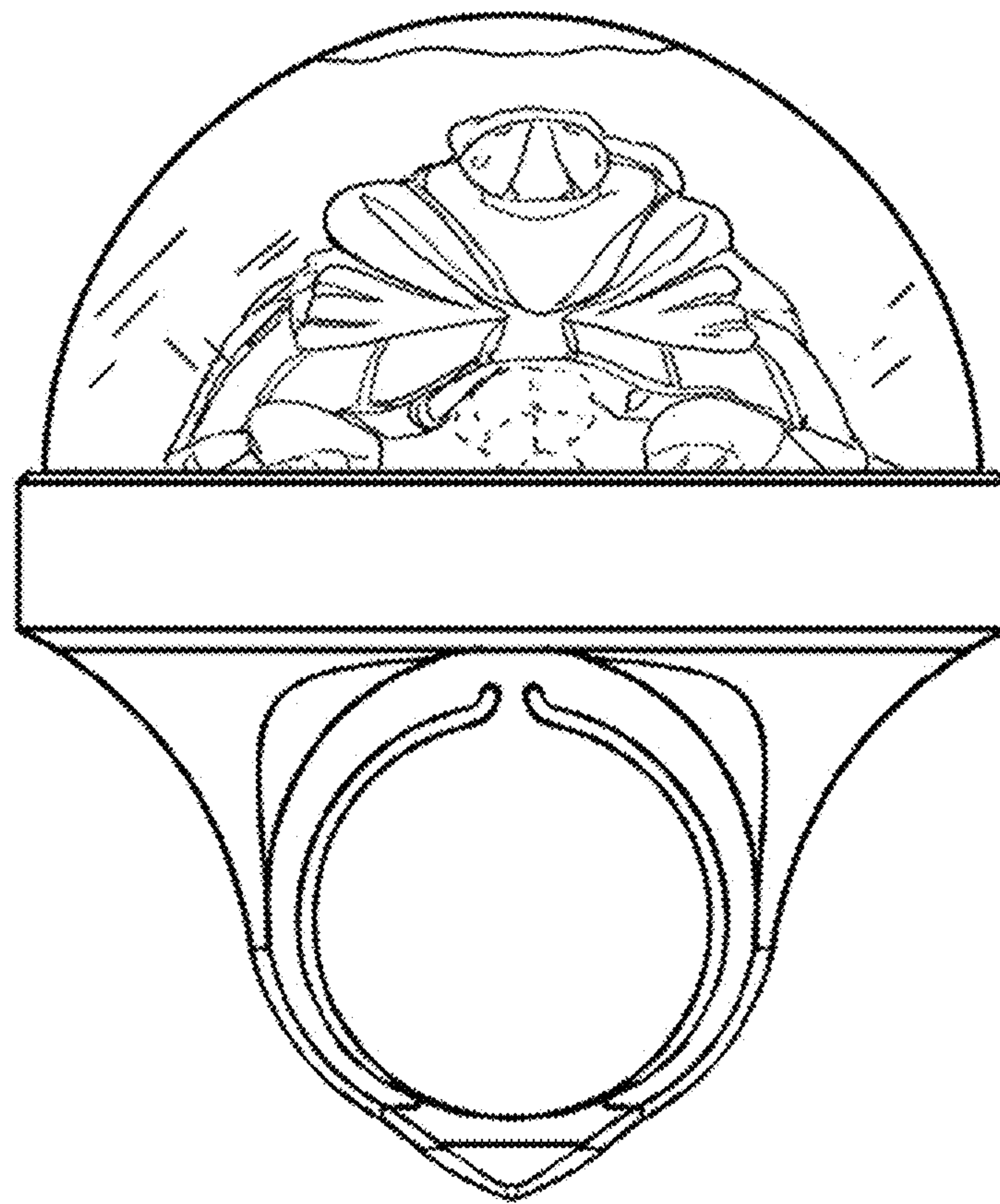


FIG. 5




FIG. 6



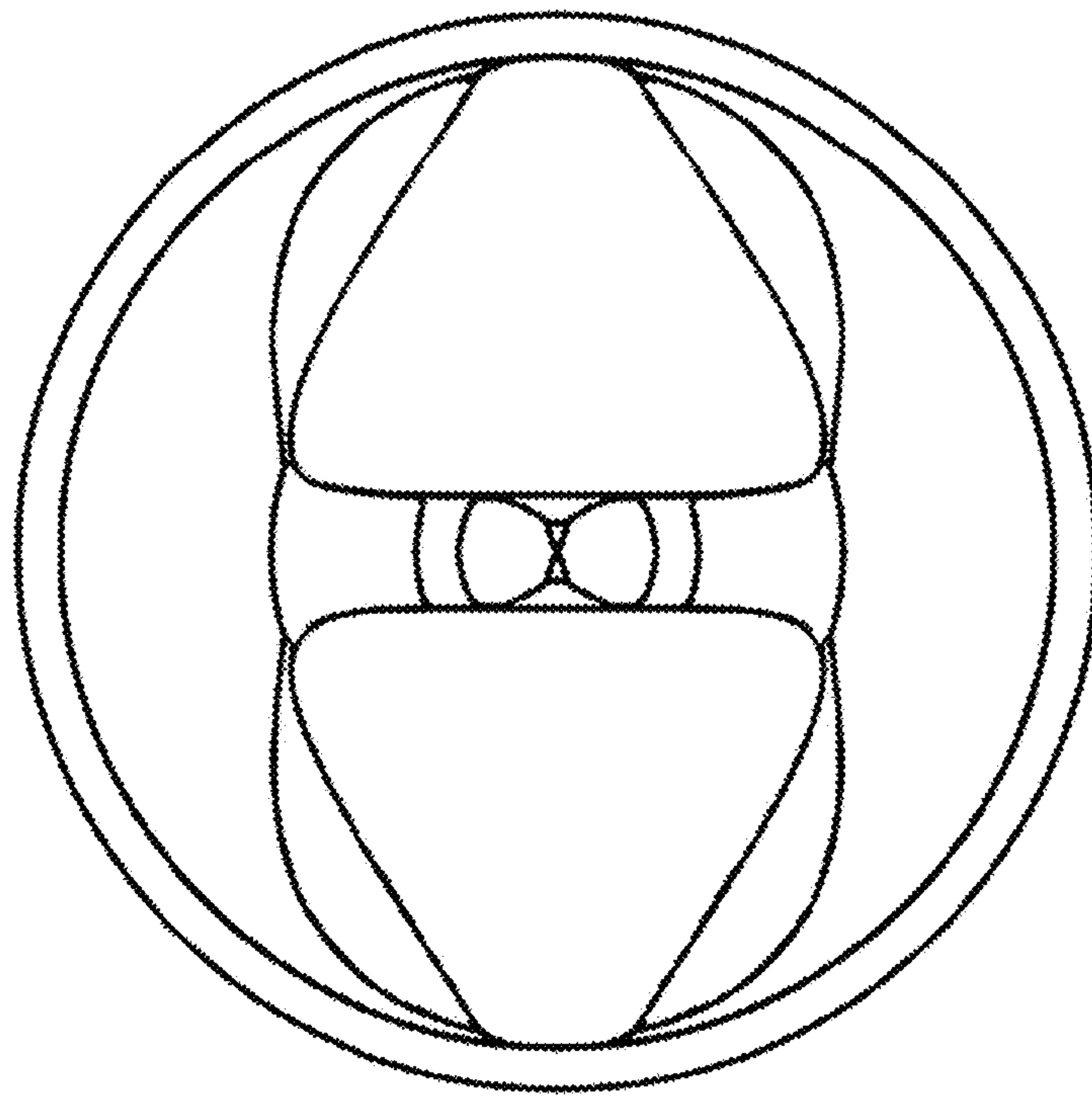


FIG. 7