

US00D839749S

(12) **United States Design Patent** (10) **Patent No.:** **US D839,749 S**
Lu (45) **Date of Patent:** **** Feb. 5, 2019**

(54) **BOX**
(71) Applicant: **The Tin Box Company of America, Inc.**, Farmingdale, NY (US)
(72) Inventor: **Gracy Lu**, Queens Village, NY (US)
(73) Assignee: **The Tin Box Company of America, Inc.**, Farmingdale, NY (US)
(**) Term: **15 Years**
(21) Appl. No.: **29/626,378**
(22) Filed: **Nov. 16, 2017**
(51) **LOC (11) Cl.** **09-01**
(52) **U.S. Cl.**
USPC **D9/643**
(58) **Field of Classification Search**
USPC D3/234, 238, 270, 271.1-271.4;
D7/509-511, 514-521, 529, 594, 599,
D7/604, 613, 619.2, 623, 628;
D9/63-647; 206/457, 459.5, 527;
215/381-384, 400
CPC B65D 5/4258; B65D 81/60; B65D 81/365;
B65D 81/366; B65D 81/368; B65D
2203/00; B65D 2203/02; B65D 5/42;
B65D 77/00; A63H 33/16
See application file for complete search history.

D678,004 S * 3/2013 Dam D7/679
D698,610 S * 2/2014 Tavoularis, II D7/628
D698,611 S * 2/2014 Tavoularis, II A61N 1/3968
D7/628
D748,953 S * 2/2016 Yip D7/610
D798,733 S * 10/2017 Bourget D9/643

OTHER PUBLICATIONS

Catalog for The Tin Box Company of America, 2016; tinboxco.com (24 pages).
Tin Box With Handle, no date available [online], [site visited Jul. 6, 2017]. Retrieved from url:https://www.alibaba.com/product-detail/tin-box-with-handle-metal-box_60066547798.html?spm=a2700.7724838.2017115.31.Kux3ov.

* cited by examiner

Primary Examiner — Sandra L Morris
(74) *Attorney, Agent, or Firm* — Greenberg Traurig, LLP

(57) **CLAIM**

The ornamental design for a box, as shown and described.

DESCRIPTION

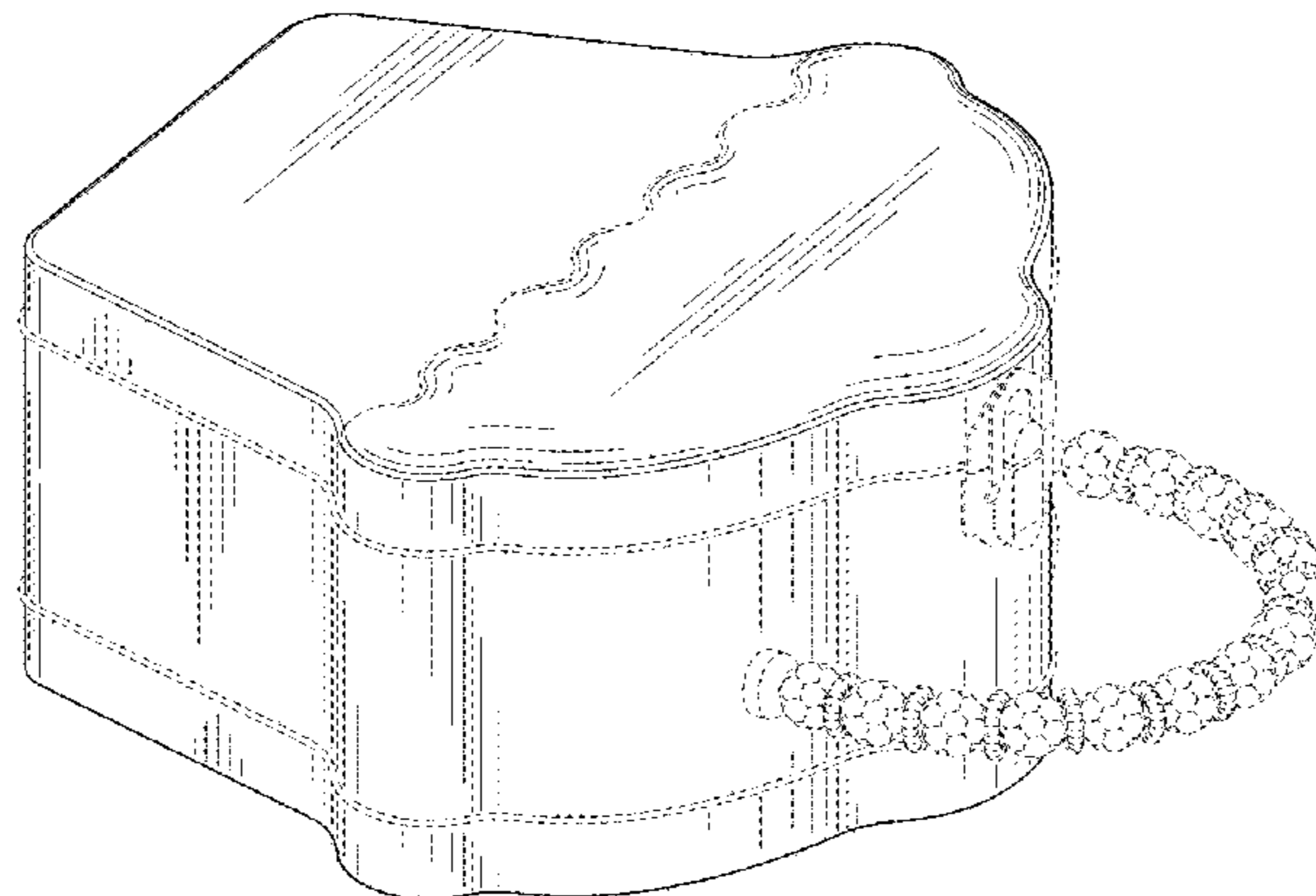
FIG. 1 is a perspective view of a box showing a first embodiment of my new design;
FIG. 2 is a top view of the box shown in FIG. 1;
FIG. 3 is a bottom view of the box shown in FIG. 1;
FIG. 4 is a right side view of the box in FIG. 1;
FIG. 5 is a left side view of the box shown in FIG. 1;
FIG. 6 is a front view of the box shown in FIG. 1;
FIG. 7 is a rear view of the box shown in FIG. 1;
FIG. 8 is a top perspective view of the box shown in FIG. 1, with the lid of the box in an open position; and,
FIG. 9 is an alternative view front view of the box shown in FIG. 1, shown with decorative elements.
The broken lines are included to show features that form no part of the claimed design.

1 Claim, 7 Drawing Sheets

(56) **References Cited**

U.S. PATENT DOCUMENTS

D366,148 S * 1/1996 Hope D3/234
D404,535 S * 1/1999 Biniaris D1/101
D500,202 S * 12/2004 Nova A61N 1/3968
D3/271.1
D583,557 S * 12/2008 Siegel D3/234
D594,285 S * 6/2009 Merey D7/628
D633,654 S * 3/2011 Berkete D9/643
D649,905 S * 12/2011 Gulbinski D9/643
D661,596 S * 6/2012 Mather D9/643



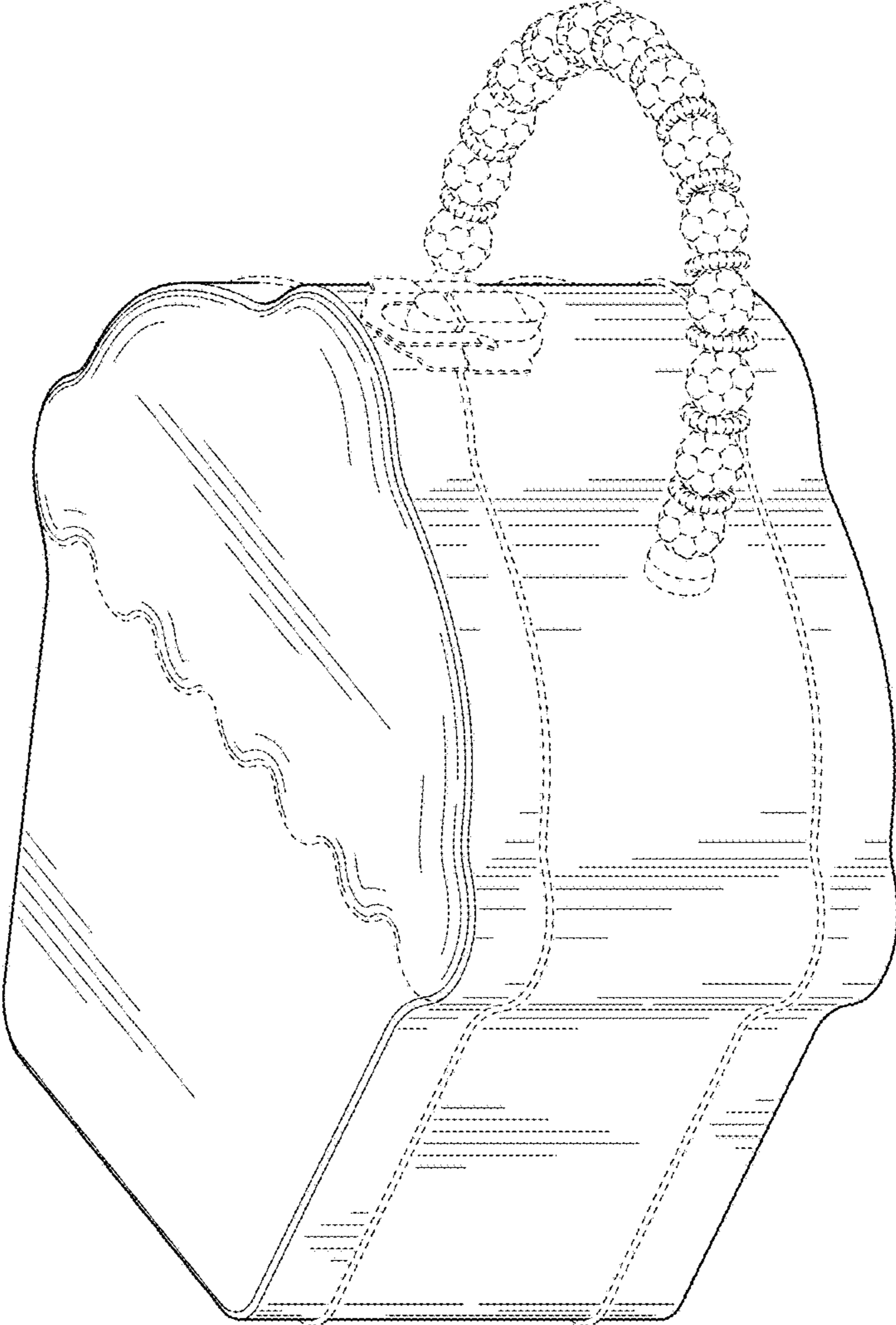


FIG. 1

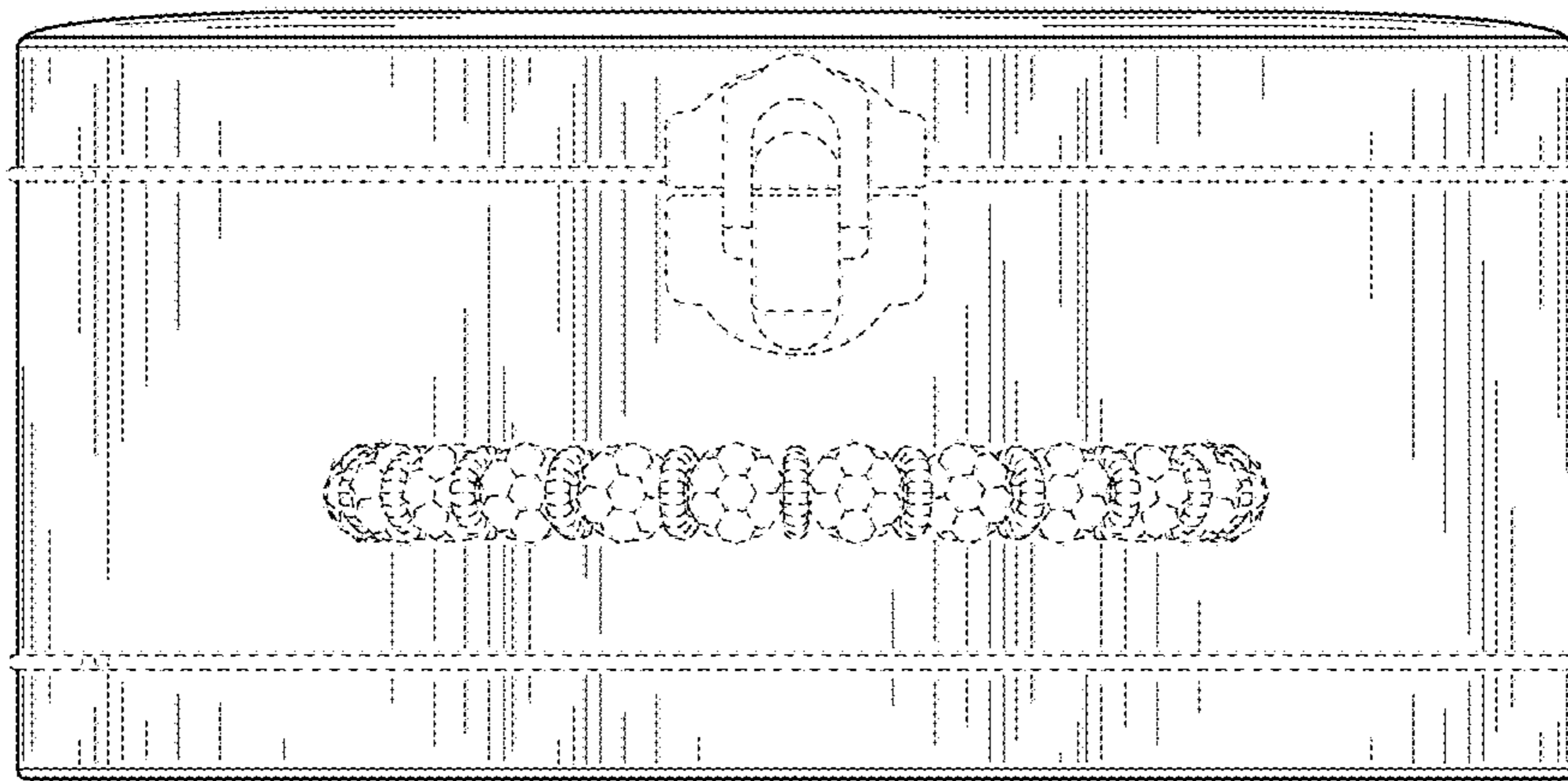


FIG. 2

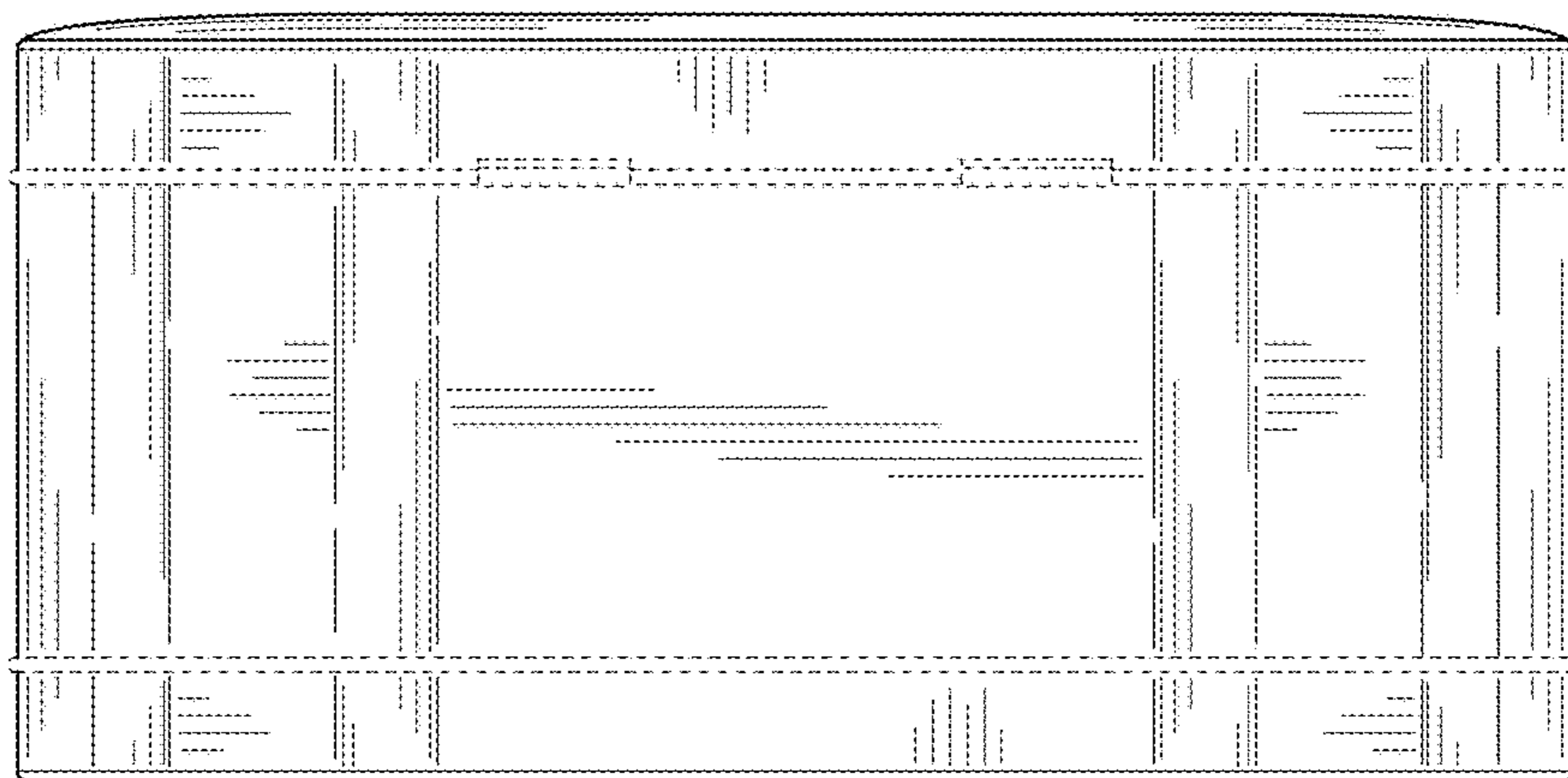


FIG. 3

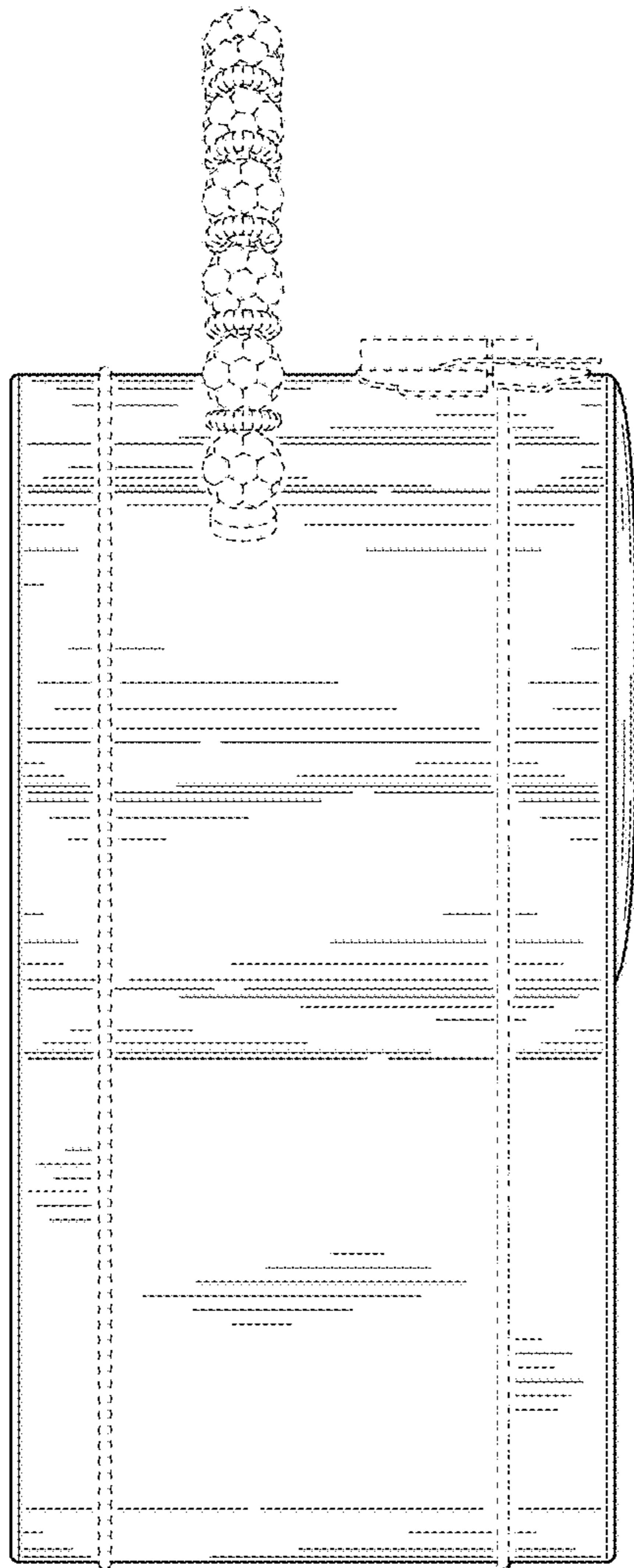


FIG. 4




FIG. 5




FIG. 6

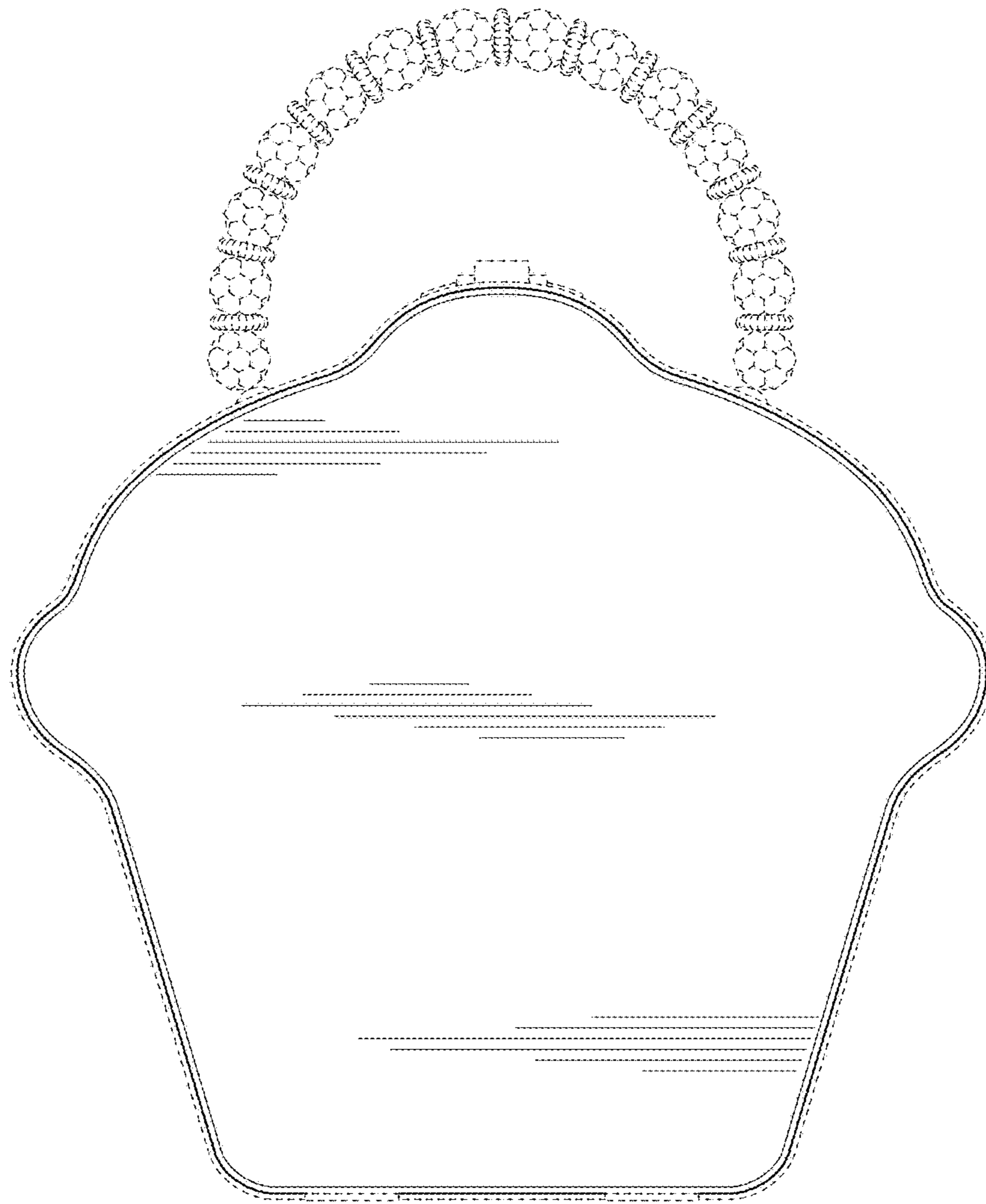


FIG. 7

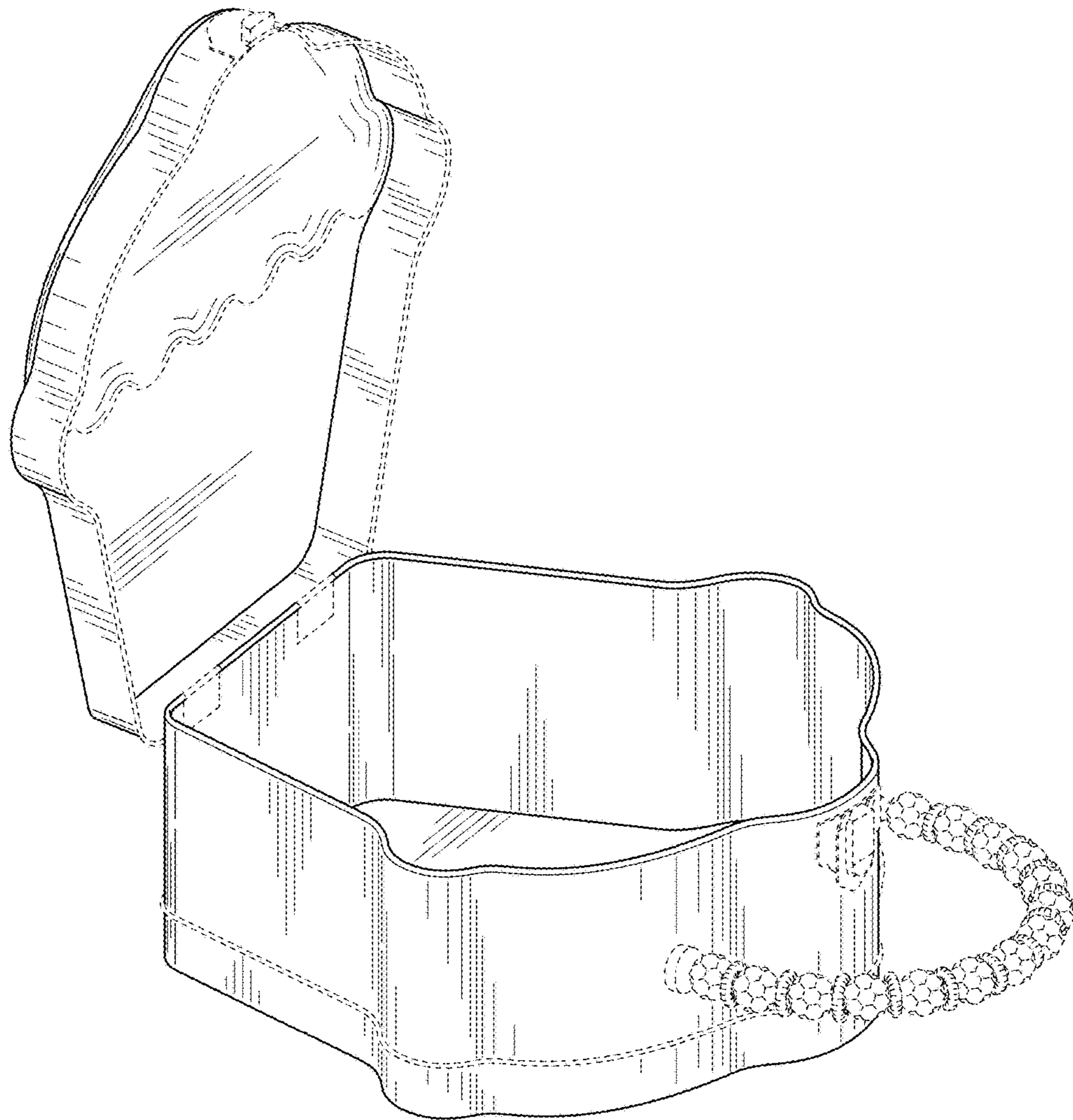


FIG. 8




FIG. 9