



US00D839739S

(12) **United States Design Patent**
Stammen et al.

(10) **Patent No.:** **US D839,739 S**
(45) **Date of Patent:** **** Feb. 5, 2019**

- (54) **PUSH BUTTON CLOSURE**
- (71) Applicant: **Stolle Machinery Company, LLC**,
Centennial, CO (US)
- (72) Inventors: **Dennis C. Stammen**, Brookville, OH
(US); **Patrick K. McCarty**, Dayton,
OH (US)
- (73) Assignee: **Stolle Machinery Company, LLC**,
Centennial, CO (US)
- (**) Term: **15 Years**
- (21) Appl. No.: **29/637,826**
- (22) Filed: **Feb. 22, 2018**
- (51) **LOC (11) Cl.** **09-07**
- (52) **U.S. Cl.**
USPC **D9/454**
- (58) **Field of Classification Search**
USPC D9/414, 416, 425, 434, 435, 436, 438,
D9/439, 440, 442, 443, 446-450,
D9/452-457, 499, 503-505, 682, 685,
D9/686; D7/387, 391, 392, 392.1, 393,
D7/394, 396.1-396.4, 401.1, 503-505,
D7/509-511, 538, 900; D3/201, 202,
D3/203.2, 318; D28/91, 91.1
CPC .. A61J 1/00; A61J 1/1412; B65D 1/00; B65D
1/02; B65D 1/10; B65D 1/46; B65D
2585/56; B65D 2585/545; B65D 41/00;
B65D 41/38; B65D 41/56; B65D 41/62;
B65D 47/00; B65D 47/06; B65D 47/08;
B65D 2543/00046; B65D 2543/00092;
B65D 2543/00296; B65D 5/46; B65D
2251/00
See application file for complete search history.

- 2,194,004 A * 3/1940 Bukolt B65D 41/0442
215/271
- 3,080,993 A * 3/1963 Livingstone B65D 43/0208
220/305
- 3,142,409 A * 7/1964 Ross B65D 43/022
220/281
- 3,160,302 A * 12/1964 Chaplin B65D 79/005
215/271
- 3,362,575 A * 1/1968 Fotos B65D 21/0217
206/508
- 3,448,881 A * 6/1969 Zipper B65D 41/0457
215/318
- D241,917 S * 10/1976 Borum D9/452
(Continued)

Primary Examiner — Michael A. Pratt
Assistant Examiner — Wendy L Arminio
 (74) *Attorney, Agent, or Firm* — Eckert Seamans Cherin
 & Mellott, LLC

(57) **CLAIM**

The ornamental design for a push button closure, as shown and described.

DESCRIPTION

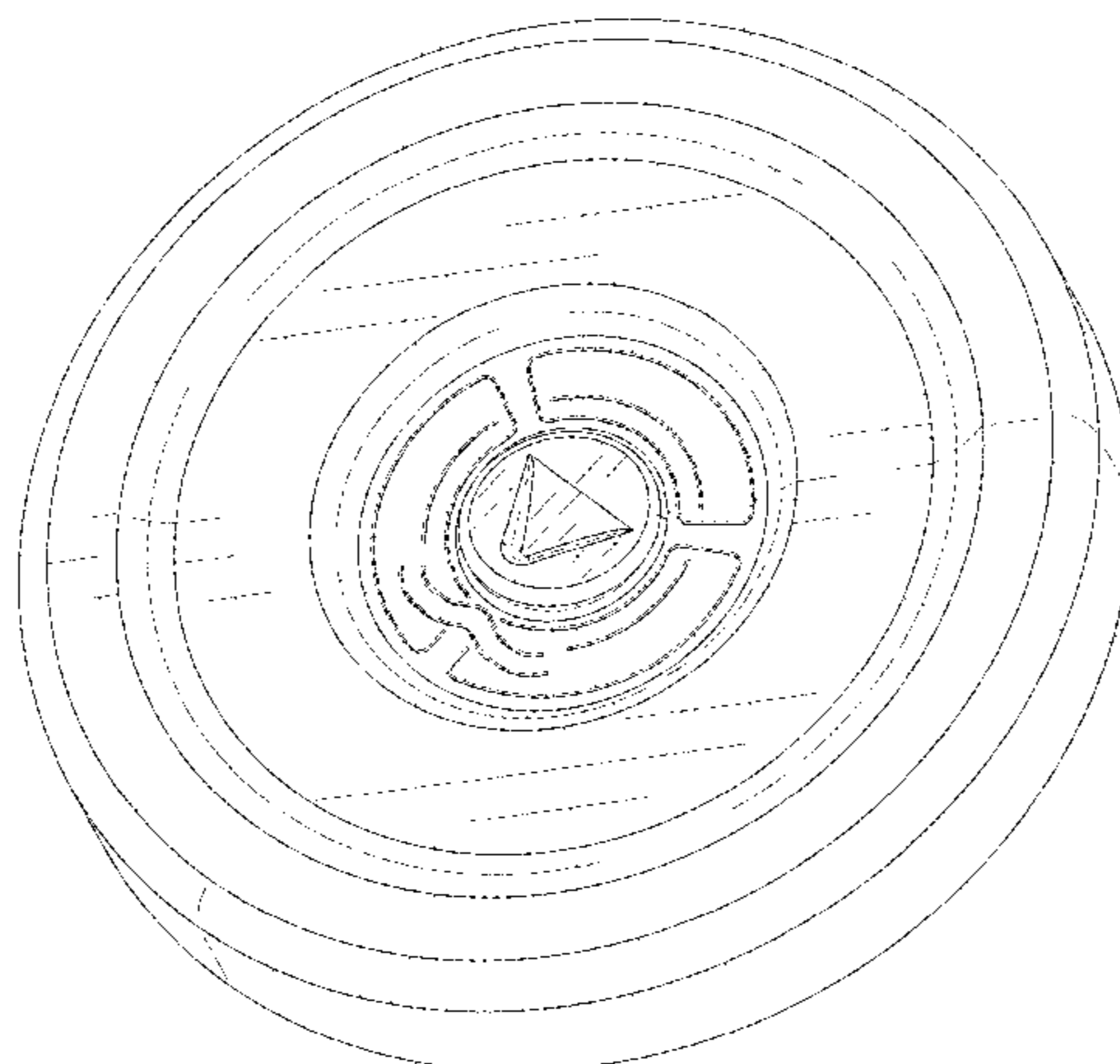
FIG. 1 is a top perspective view of the push button closure;
 FIG. 2 is another top perspective view of the push button closure;
 FIG. 3 is a bottom perspective view of the push button closure;
 FIG. 4 is another bottom perspective of the push button closure;
 FIG. 5 is a top plan view of the push button closure;
 FIG. 6 is a bottom plan view of the push button closure;
 FIG. 7 is a side elevational view of the push button closure;
 and,
 FIG. 8 is a section view of the push button closure taken in the direction of line 8-8 shown in FIG. 5.

1 Claim, 7 Drawing Sheets

(56) **References Cited**

U.S. PATENT DOCUMENTS

- 2,034,739 A * 3/1936 Bodor B65D 79/005
215/271
- D115,160 S * 6/1939 Stopa D15/89



(56)

References Cited

U.S. PATENT DOCUMENTS

4,093,094 A *	6/1978	Smalley	B65D 51/145	D731,311 S *	6/2015	Ramsey	D9/438
				215/276	D747,221 S *	1/2016	Changpan	D9/425
4,106,660 A *	8/1978	Boyle	B65D 47/10	D762,475 S *	8/2016	Turner	D9/454
				220/266	D767,391 S *	9/2016	Buck	D9/447
4,953,743 A *	9/1990	Dart	B65D 43/0208	9,701,447 B2	7/2017	Stodd		
				220/369	D818,766 S *	5/2018	Xie	D7/391
D312,783 S *	12/1990	Sharp	D9/434	2003/0102312 A1 *	6/2003	Homer	B65D 47/06
5,016,769 A *	5/1991	Heilman	B65D 79/005					220/254.3
				215/230	2009/0090714 A1 *	4/2009	Albers	B65D 43/022
D323,116 S *	1/1992	Dart	D9/435					220/262
D354,225 S *	1/1995	Norton	D9/434	2010/0263328 A1 *	10/2010	Dorsey	B65D 43/0218
D362,389 S *	9/1995	Frye	D9/454					53/432
D381,268 S *	7/1997	Rush	D9/452	2011/0089066 A1 *	4/2011	Knipe	B65D 43/0212
D406,237 S *	3/1999	Bettiga	D9/439					206/459.5
5,979,688 A	11/1999	Stodd			2014/0103044 A1 *	4/2014	Ramsey	B65D 43/0231
6,206,220 B1	3/2001	Stodd							220/367.1
D490,311 S *	5/2004	Timm	D9/434	2015/0021321 A1 *	1/2015	Gosen	B65D 21/0223
D525,869 S *	8/2006	Tedford	D9/452					220/23.83
D548,017 S *	8/2007	Chiang	D7/629	2016/0054049 A1 *	2/2016	Harvie	B65D 81/2015
7,299,941 B2 *	11/2007	McMahon, III	...	B65D 43/0222					426/383
				220/780	2016/0257452 A1 *	9/2016	Strachan	B65D 43/0212
D578,354 S *	10/2008	Chiang	D7/589	2016/0376070 A1	12/2016	Stodd		
					2017/0312174 A1 *	11/2017	Azuma	B65D 25/20
					2017/0333285 A1 *	11/2017	Lecuyer	A61J 1/18

* cited by examiner

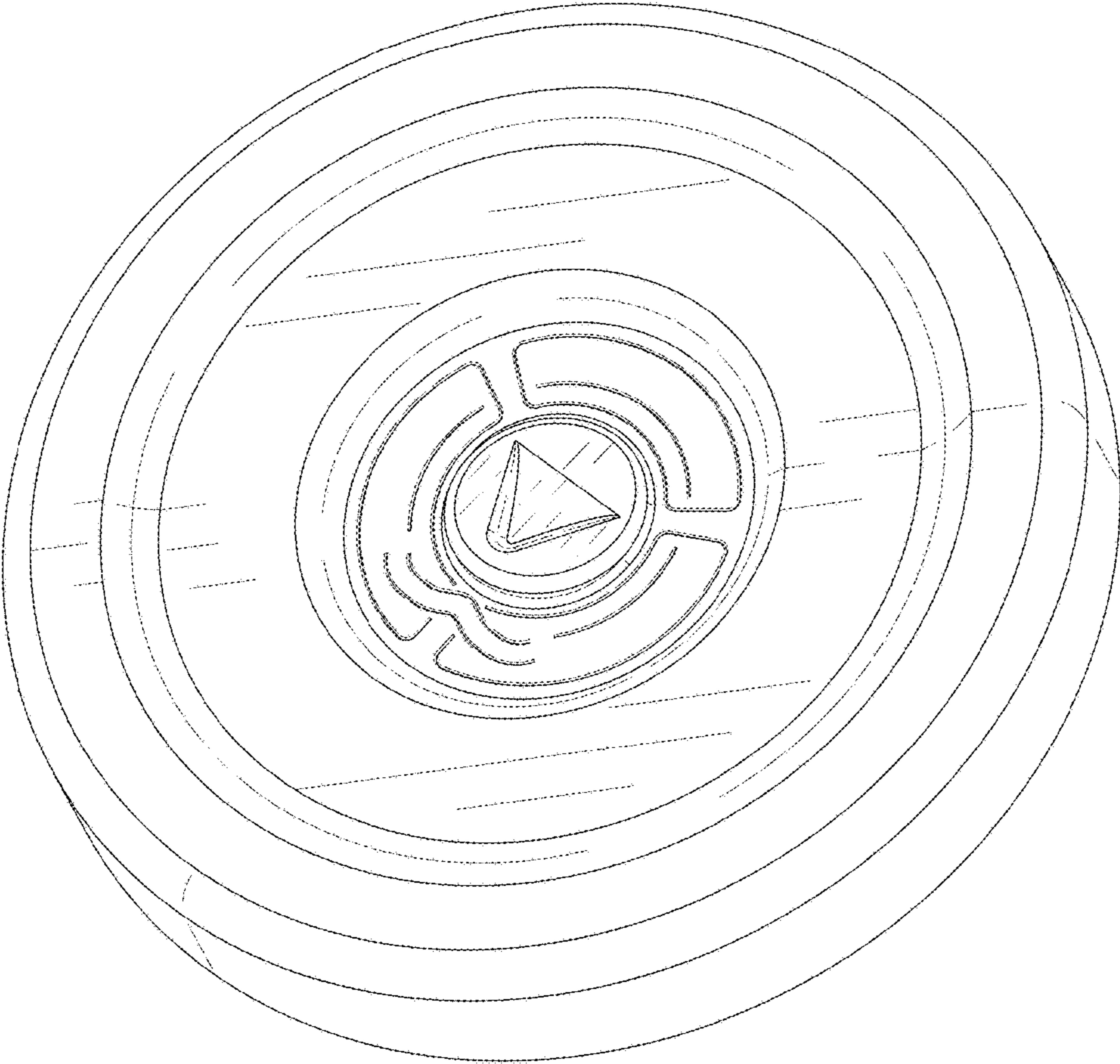


FIG. 1

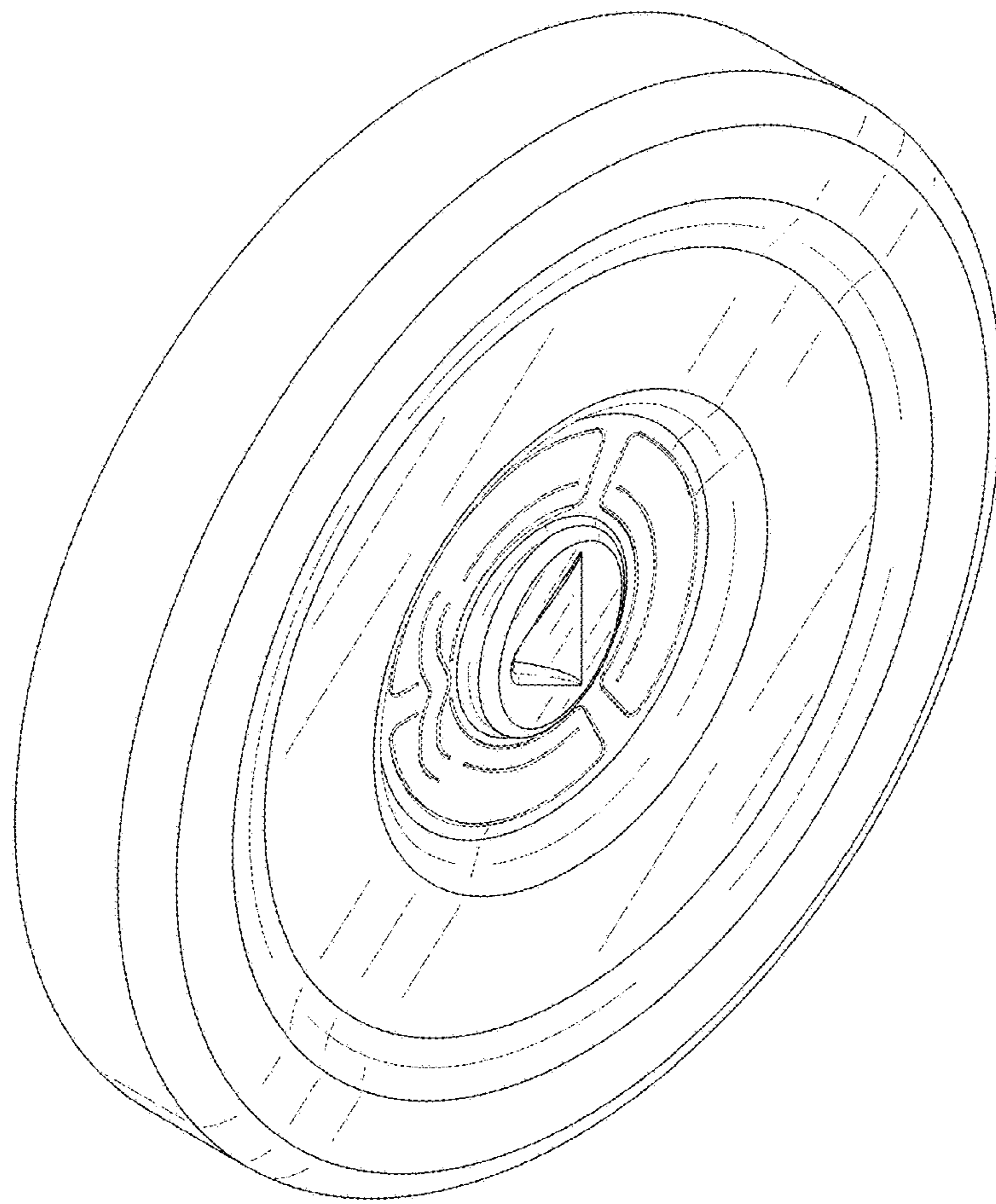


FIG. 2

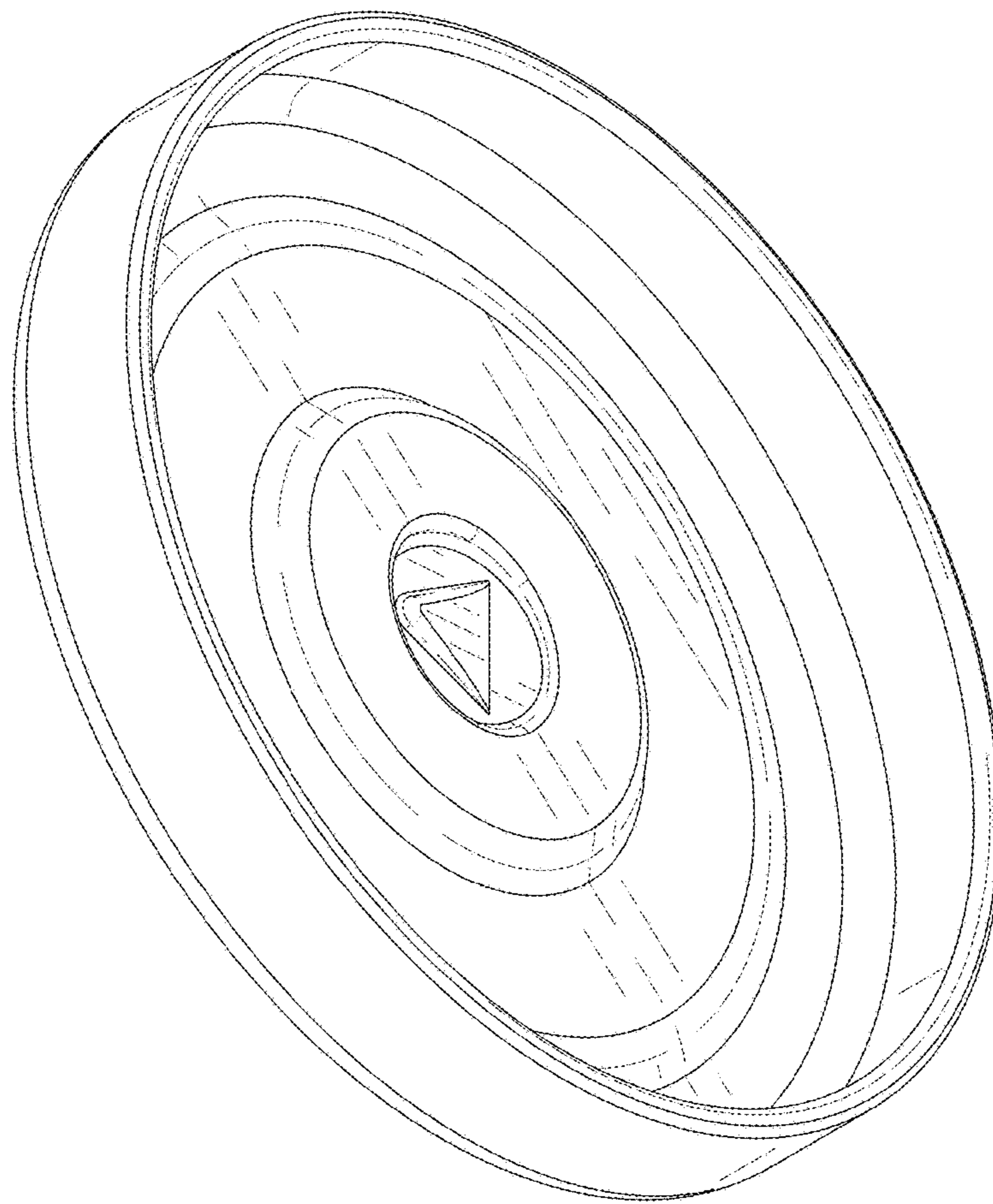


FIG. 3

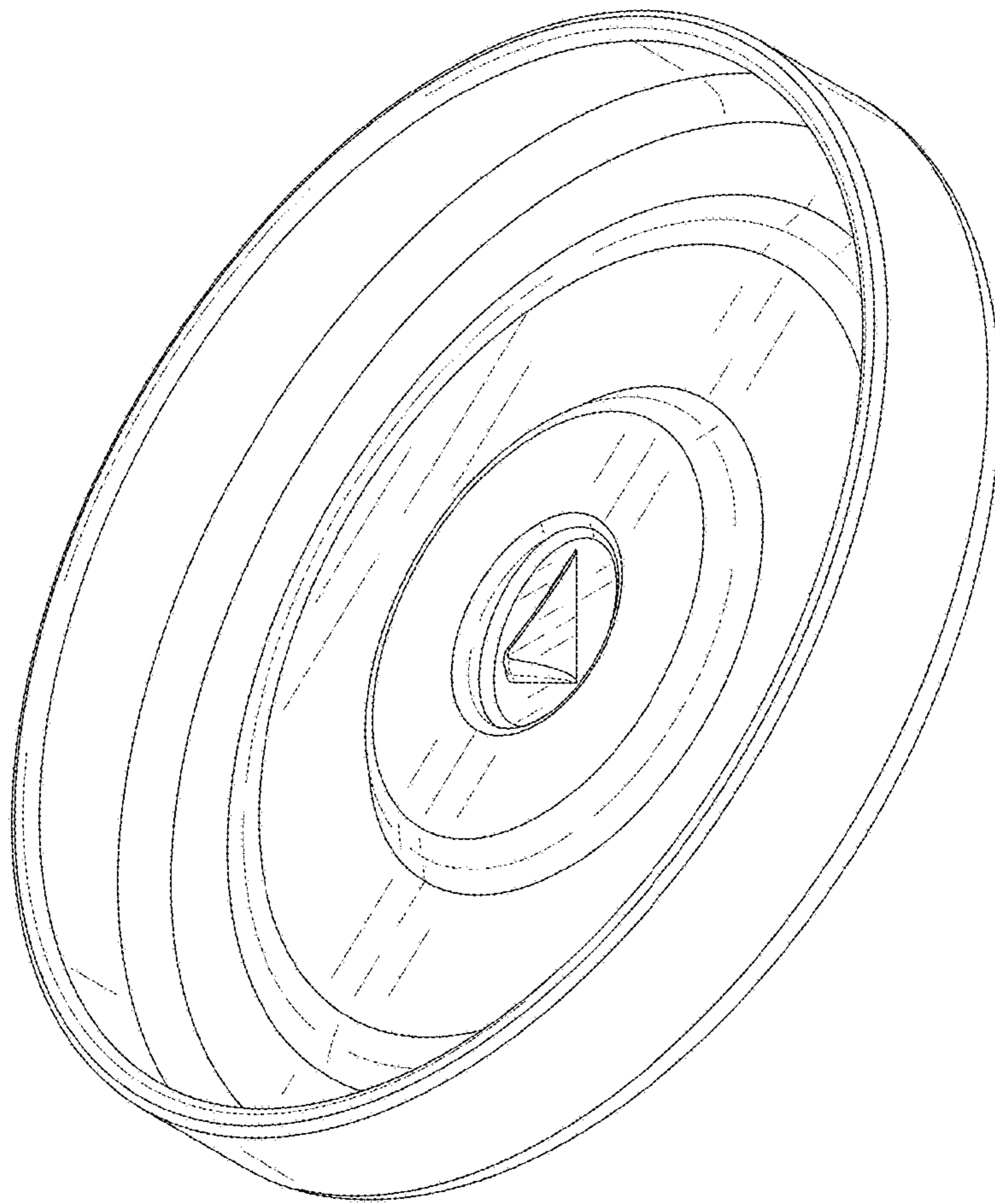
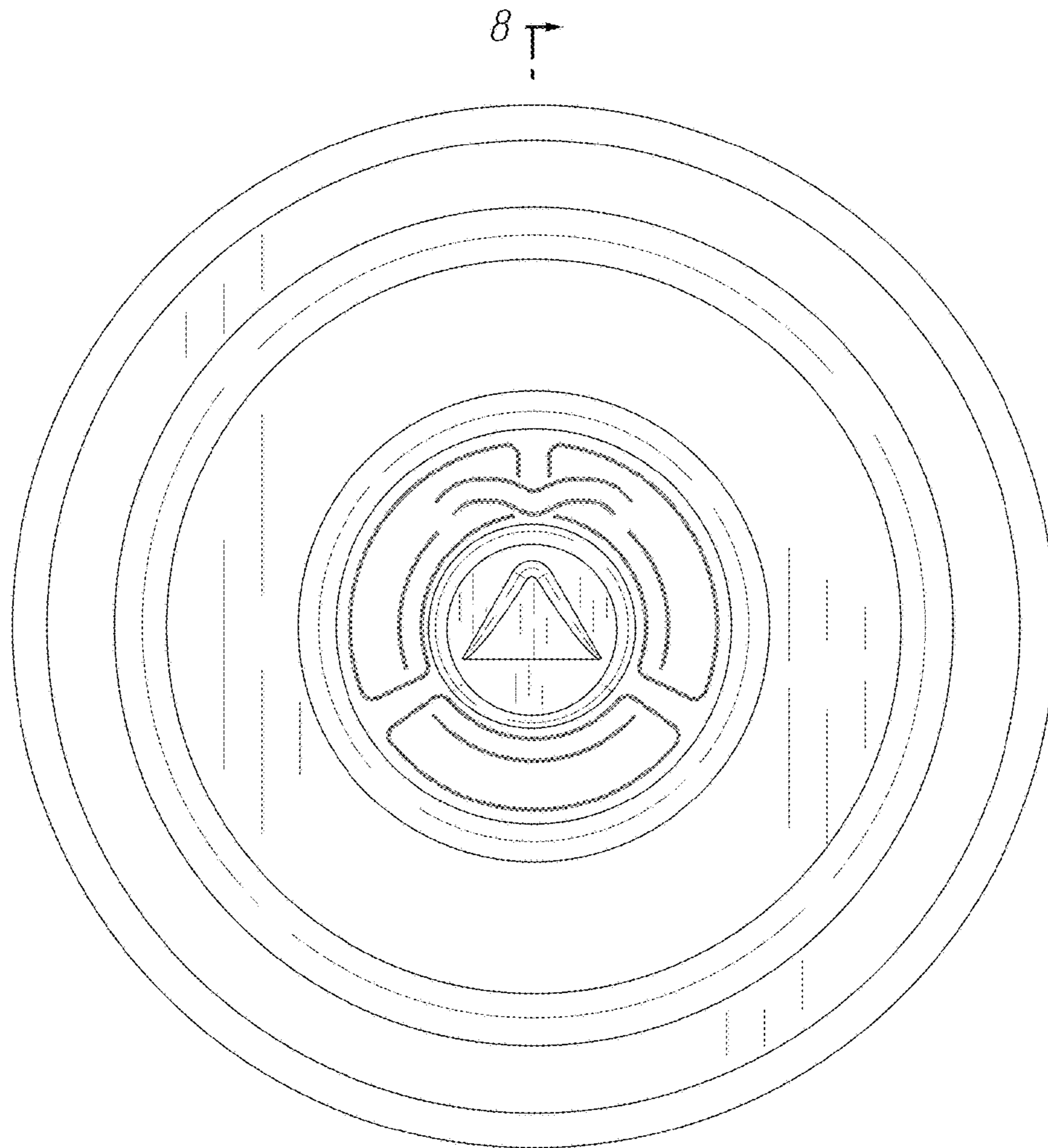


FIG. 4



8
8
FIG. 5

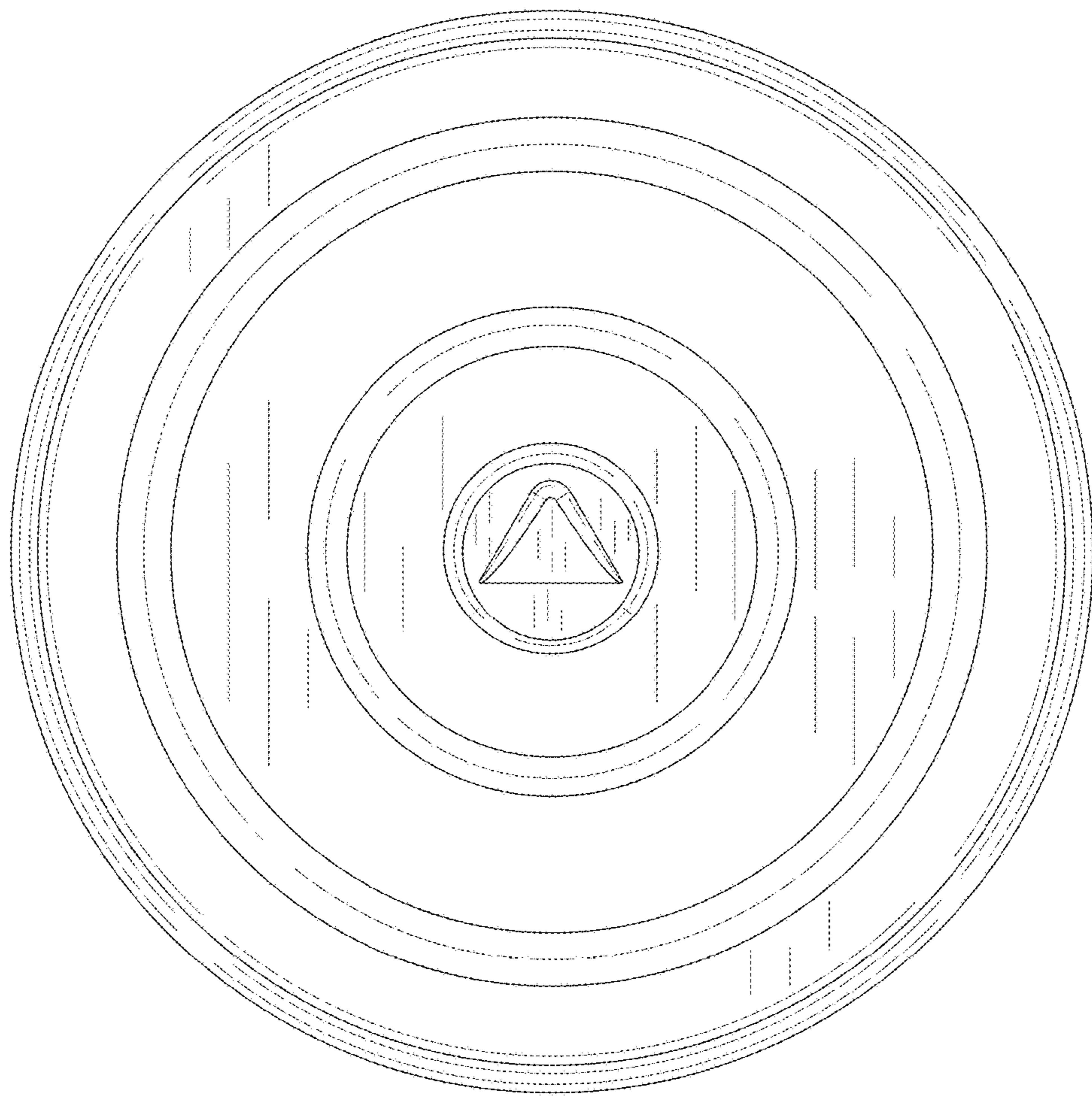


FIG. 6




FIG. 7

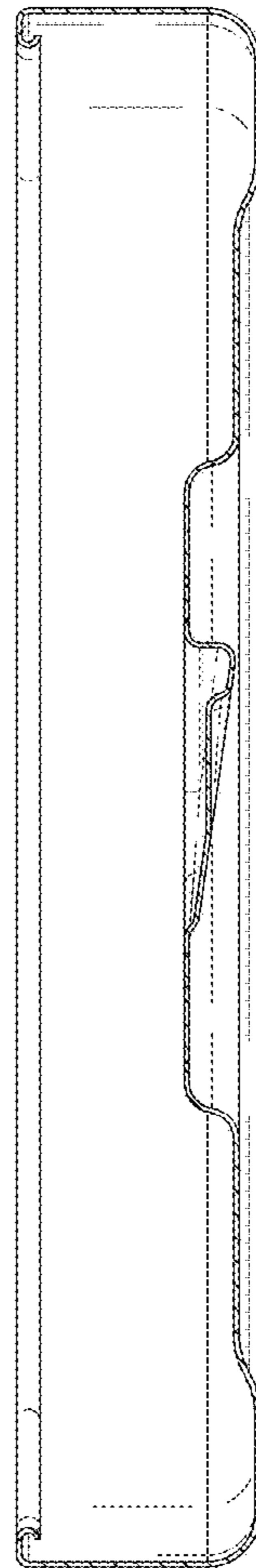


FIG. 8