



US00D839710S

(12) **United States Design Patent** (10) **Patent No.:** **US D839,710 S**
Bast (45) **Date of Patent:** **** Feb. 5, 2019**

(54) **HANDLE**
(71) Applicant: **Gauthier Biomedical, Inc.**, Grafton, WI (US)
(72) Inventor: **Robert Bast**, Sheboygan Falls, WI (US)
(73) Assignee: **Gauthier Biomedical, Inc.**, Grafton, WI (US)
(**) Term: **15 Years**
(21) Appl. No.: **29/598,028**
(22) Filed: **Mar. 22, 2017**

7,272,999 B2 9/2007 Cutler et al.
D557,584 S 12/2007 Gao
D591,860 S 5/2009 Aparici et al.
D613,144 S 4/2010 Lin
D646,387 S 10/2011 Bast et al.
D663,025 S 7/2012 Bast et al.
D673,831 S 1/2013 Molina et al.
D708,502 S 7/2014 Lin
D754,512 S 4/2016 Nelson
D758,813 S 6/2016 Christopher
2006/0179981 A1 8/2006 Cutler et al.

Primary Examiner — Philip S Hyder
(74) *Attorney, Agent, or Firm* — Boyle Fredrickson, S.C.

Related U.S. Application Data

(62) Division of application No. 29/500,398, filed on Aug. 25, 2014, now Pat. No. Des. 782,270.
(51) **LOC (11) Cl.** **08-05**
(52) **U.S. Cl.**
USPC **D8/107**
(58) **Field of Classification Search**
USPC D8/14, 21, 82, 83, 84, 85, 86, 107, 300, D8/303; D7/395; D32/41, 46, 48, 49
CPC B25B 15/02; B25B 15/04; B25B 15/06; B25G 1/025; B25G 1/085
See application file for complete search history.

References Cited

U.S. PATENT DOCUMENTS

4,238,978 A 12/1980 Leone
D530,588 S 10/2006 Wang

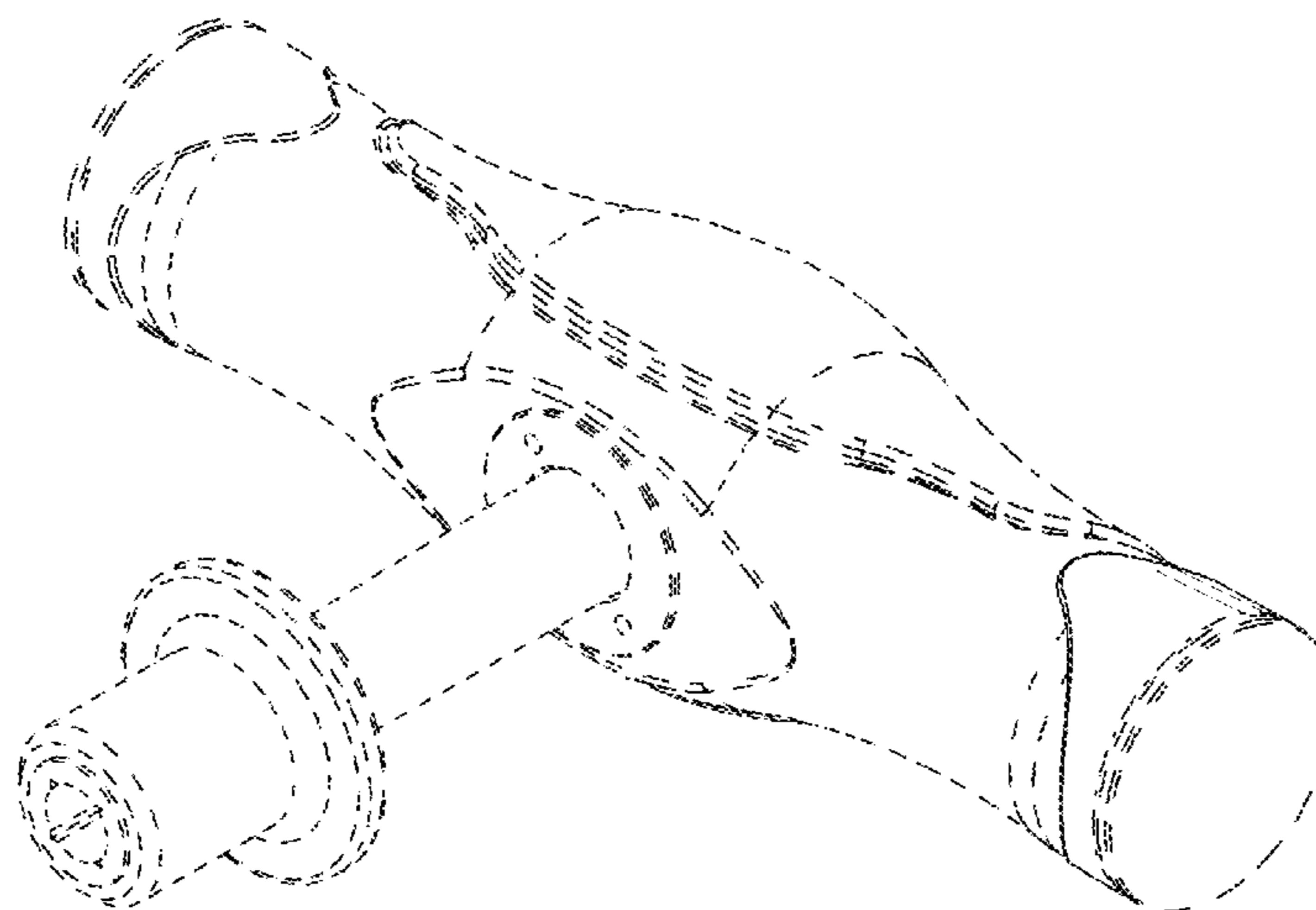
(57) **CLAIM**

The ornamental design for a handle, as shown and described.

DESCRIPTION

FIG. 1 is a perspective view of a handle embodying my new design;
FIG. 2 is a top plan view thereof;
FIG. 3 is a bottom plan view thereof;
FIG. 4 is a right side elevation view thereof;
FIG. 5 is a left side elevation view thereof;
FIG. 6 is a front elevation view thereof; and,
FIG. 7 is a rear elevation view thereof.
The broken lines depict portions of the handle in which the design is embodied that are not considered part of the claimed design.

1 Claim, 4 Drawing Sheets



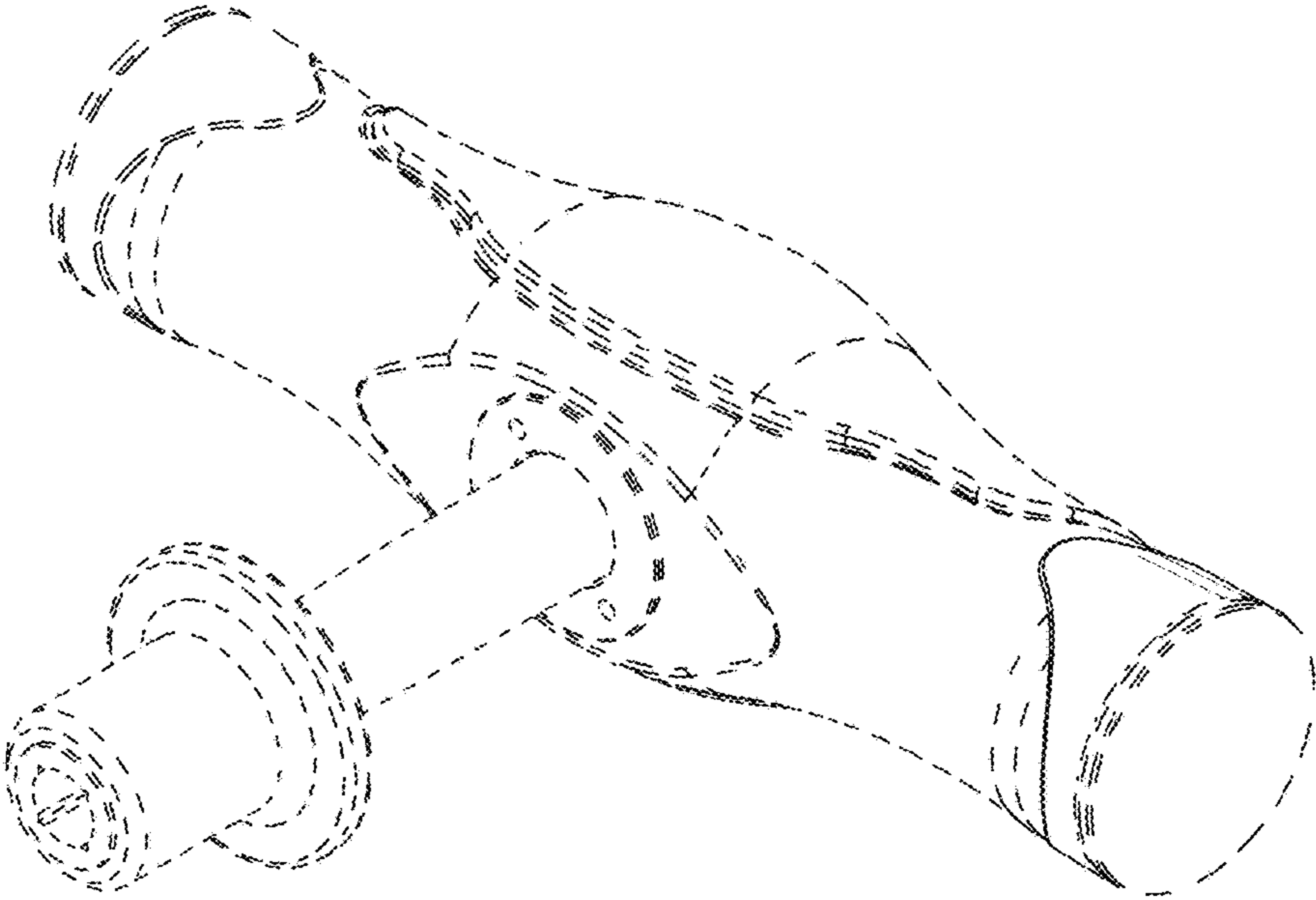


FIG. 1

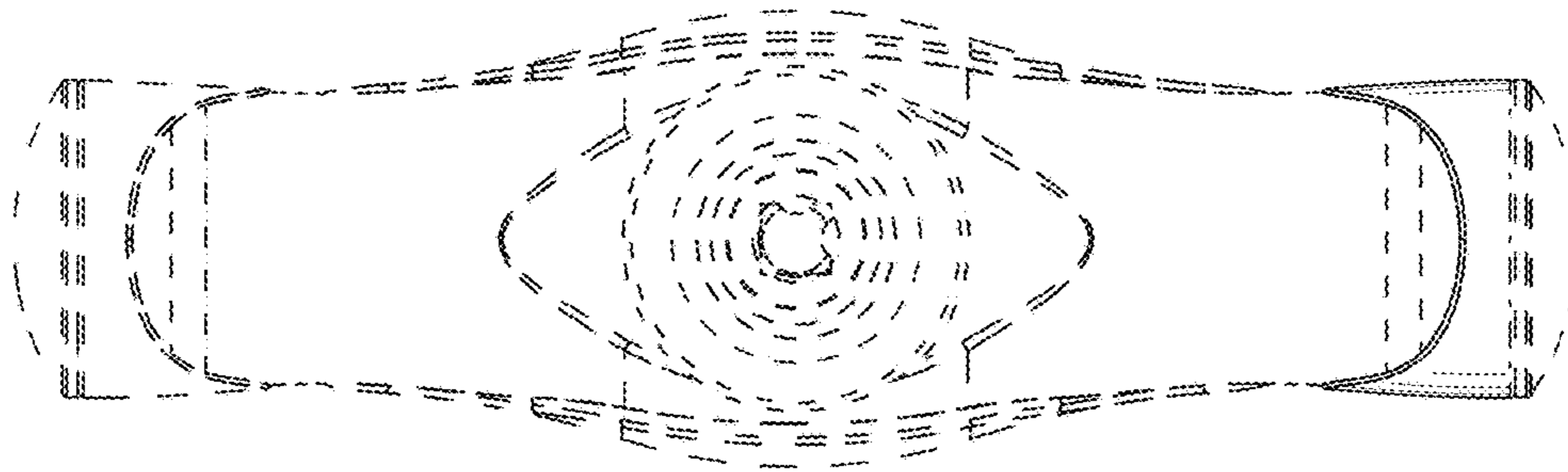


FIG. 2

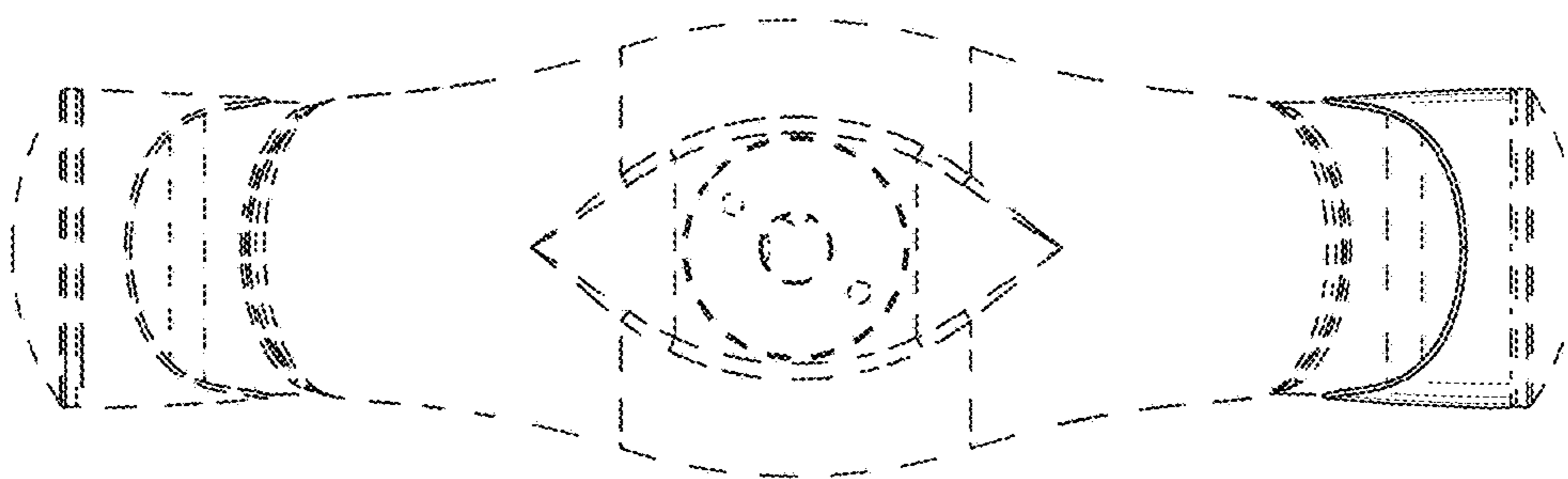


FIG. 3

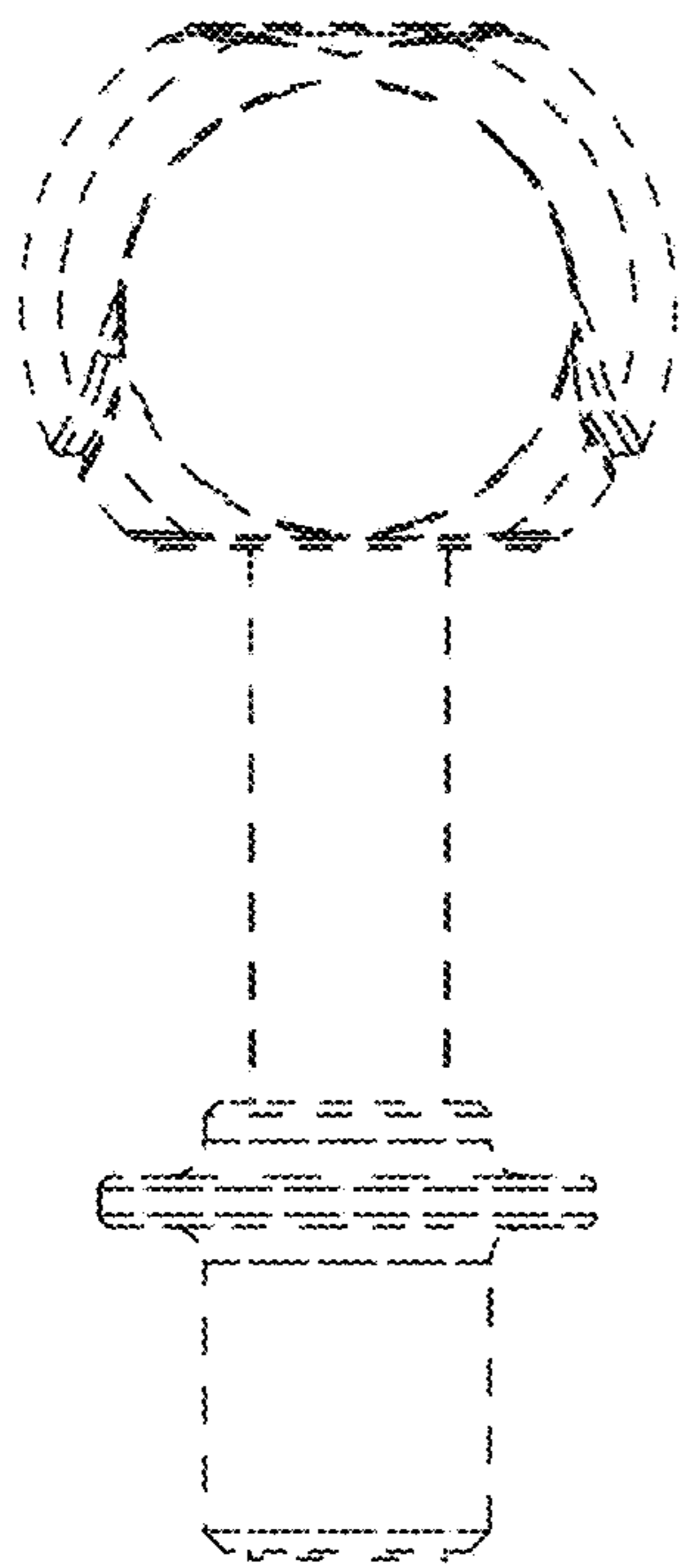


FIG. 4

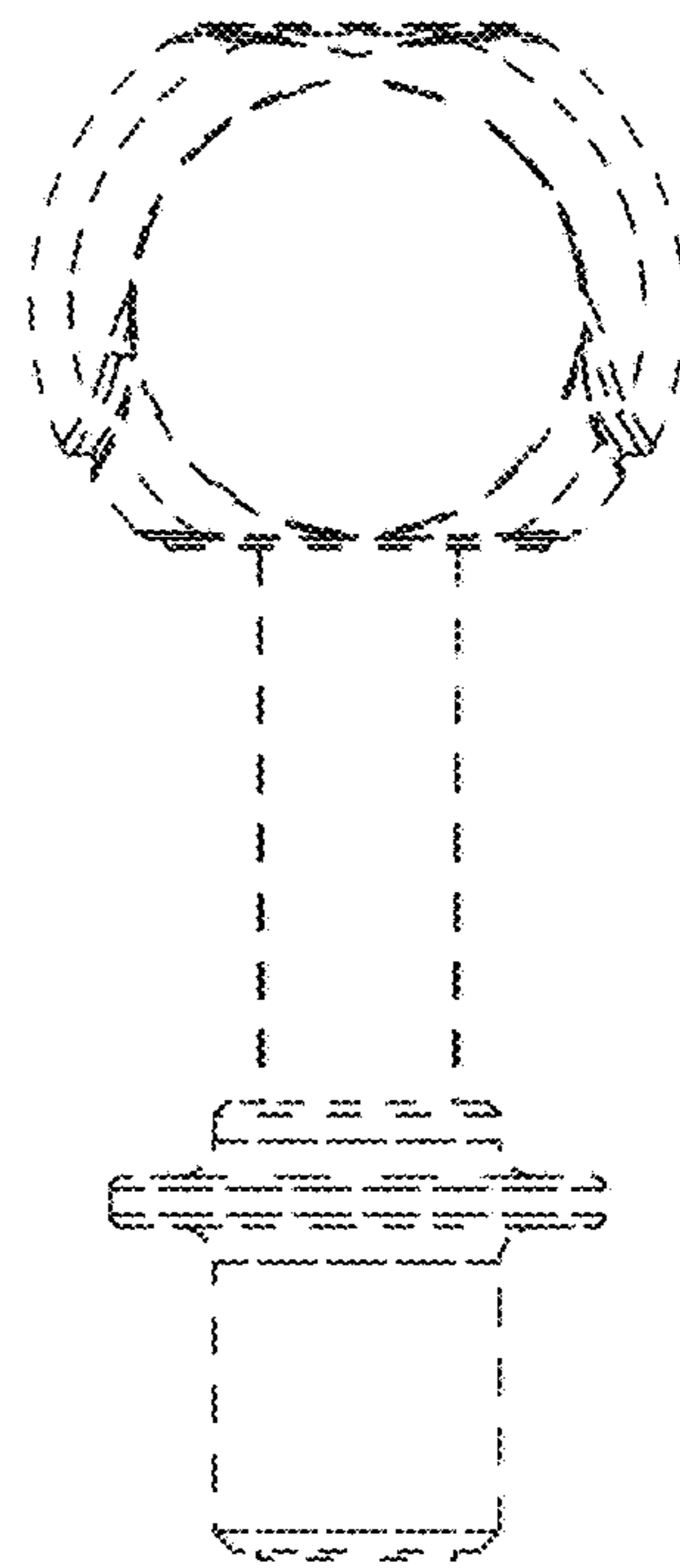


FIG. 5

