



US00D839703S

(12) **United States Design Patent**
Verbowski

(10) **Patent No.:** **US D839,703 S**

(45) **Date of Patent:** **** Feb. 5, 2019**

- (54) **BOTTLE CAP REMOVER**
- (71) Applicant: **Larry Verbowski**, Bay City, MI (US)
- (72) Inventor: **Larry Verbowski**, Bay City, MI (US)
- (**) Term: **15 Years**
- (21) Appl. No.: **29/622,205**
- (22) Filed: **Oct. 16, 2017**
- (51) **LOC (11) Cl.** **07-99**
- (52) **U.S. Cl.**
USPC **D8/33**
- (58) **Field of Classification Search**
USPC D8/18, 33-43, 105, 107
CPC B67B 7/00; B67B 7/04; B67B 7/06; B67B 7/14; B67B 7/16; B67B 7/18; B67B 7/32; B67B 7/34; B67B 7/38; B67B 7/44
See application file for complete search history.

5,261,299	A *	11/1993	Kondos	A41D 19/01594	2/160
D381,568	S *	7/1997	VanderBoegh	D8/40	
D416,131	S *	11/1999	Dafski	D3/211	
D437,753	S *	2/2001	Hastings	D8/18	
6,199,452	B1 *	3/2001	Vinar	B67B 7/14	81/3.36
D477,523	S *	7/2003	Malvasio	D8/105	
D505,847	S *	6/2005	Kelleghan	D8/40	
7,004,049	B2 *	2/2006	So	B67B 7/32	30/418
D519,010	S *	4/2006	Oas	D8/34	
D541,122	S *	4/2007	Chaconas	B67B 7/18	D8/40
D568,127	S *	5/2008	Oas	D8/34	
D607,299	S *	1/2010	Albertson	D8/105	
D661,559	S *	6/2012	O'Connell	D8/18	
D693,660	S *	11/2013	Hackett	D8/18	
D713,699	S *	9/2014	Bachman	D8/40	
D782,890	S *	4/2017	Palomino	D8/18	
D792,179	S *	7/2017	Hsieh	D8/33	
D805,867	S *	12/2017	Seiders	D8/40	
D806,167	S *	12/2017	Seiders	D19/40	
2011/0185858	A1 *	8/2011	Luo	B67B 7/44	81/3.09

(56) **References Cited**

U.S. PATENT DOCUMENTS

1,007,502	A *	10/1911	Stephens	B67B 7/44	81/3.09
D42,368	S *	3/1912	Mossberg	81/3.55	
1,676,648	A *	7/1928	Hardiman	B67B 7/16	81/3.57
D105,160	S *	6/1937	Zinkil	D23/252	
D122,367	S *	9/1940	Bechtel	D8/18	
D230,815	S *	3/1974	Ono	D8/22	
D252,849	S *	9/1979	Weiss	D8/18	
D255,981	S *	7/1980	Carbo	D8/107	
D277,635	S *	2/1985	Sherwood	D8/18	
4,854,856	A *	8/1989	Steiger, Jr.	B67B 7/16	431/253
D318,406	S *	7/1991	Gabriele	D8/18	
5,069,090	A *	12/1991	Clark	B67B 7/14	7/105
5,122,152	A *	6/1992	Mull	A61B 17/06161	30/124

* cited by examiner

Primary Examiner — Elizabeth A. Albert

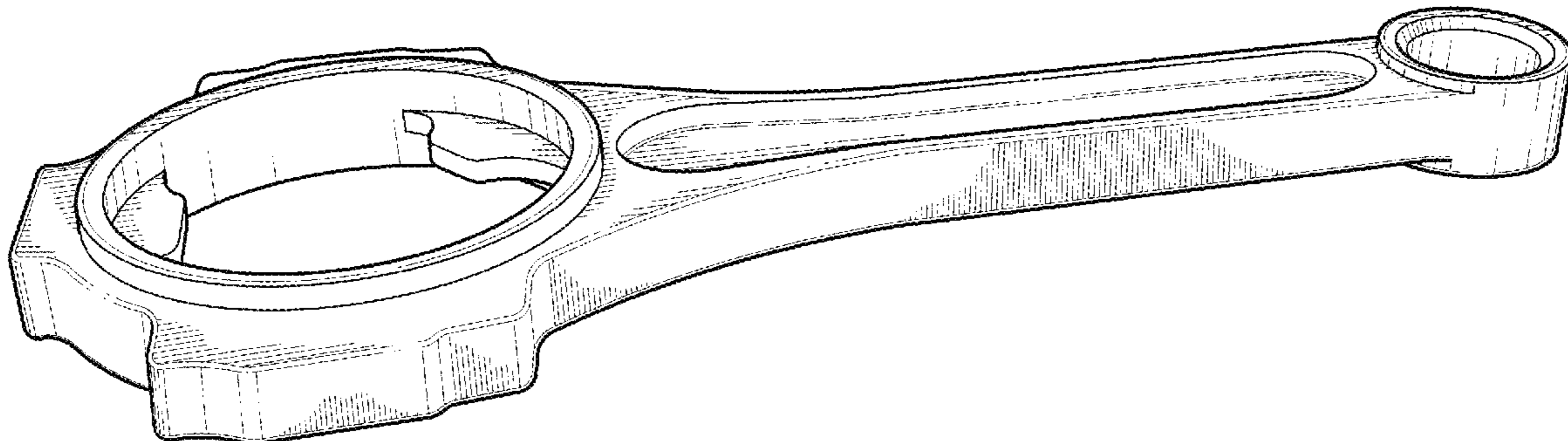
(57) **CLAIM**

The ornamental design for a bottle cap remover, as shown and described.

DESCRIPTION

FIG. 1 is a perspective view of a bottle cap remover; FIG. 2 is a front view thereof; FIG. 3 is a rear view thereof; FIG. 4 is a left edge view thereof; FIG. 5 is a top plan view thereof; and, FIG. 6 is bottom plan view thereof.

1 Claim, 5 Drawing Sheets



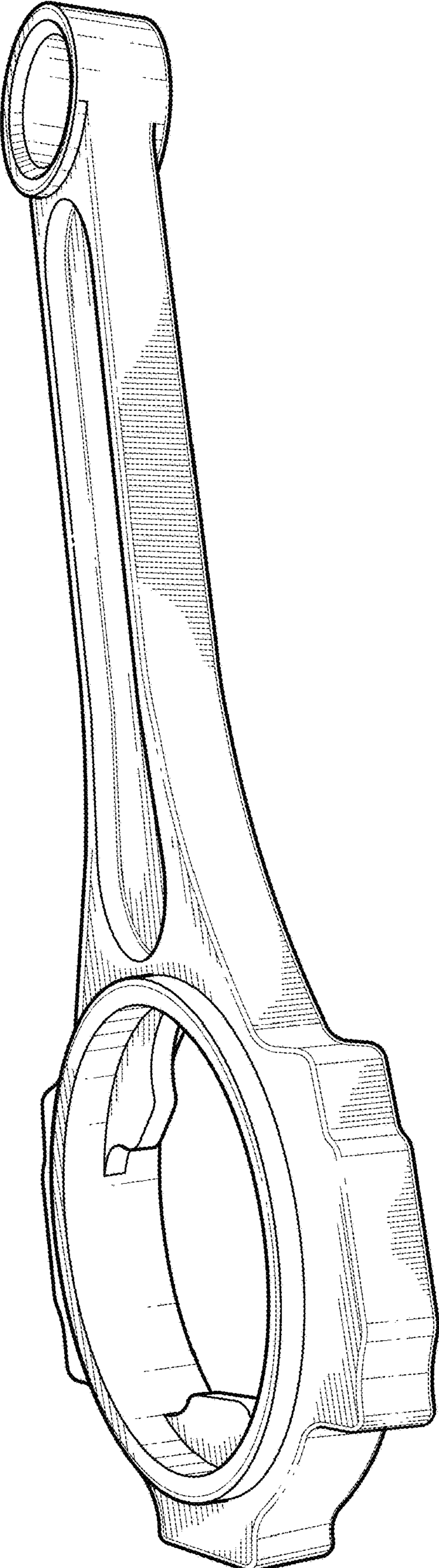


FIG. 1

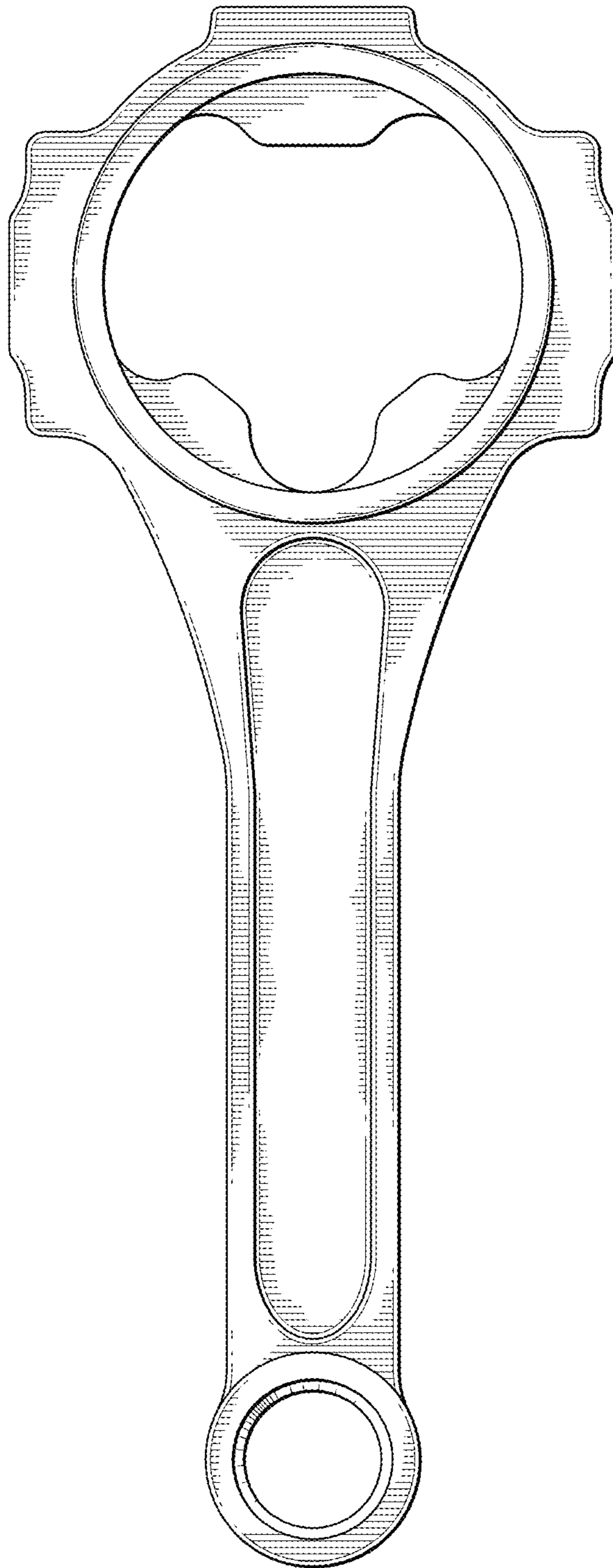


FIG. 2

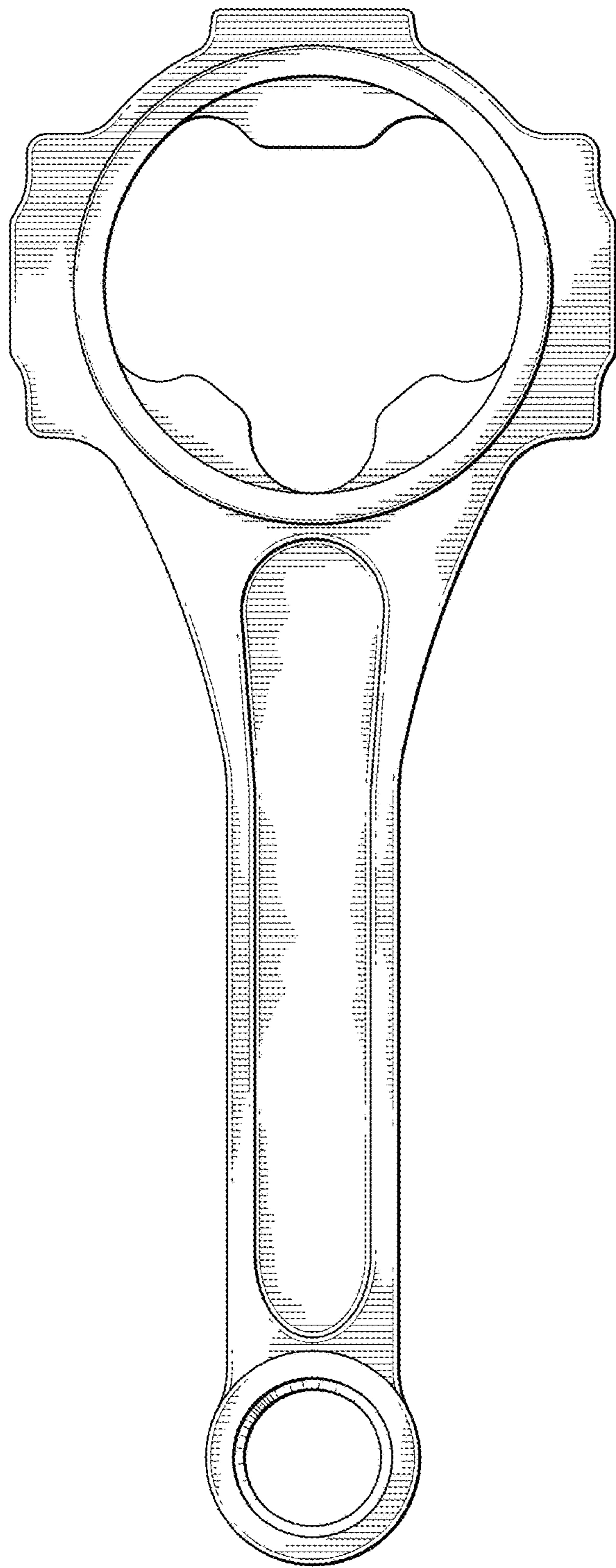


FIG. 3

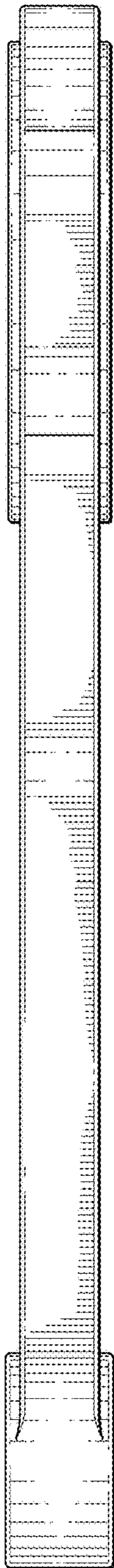


FIG. 4

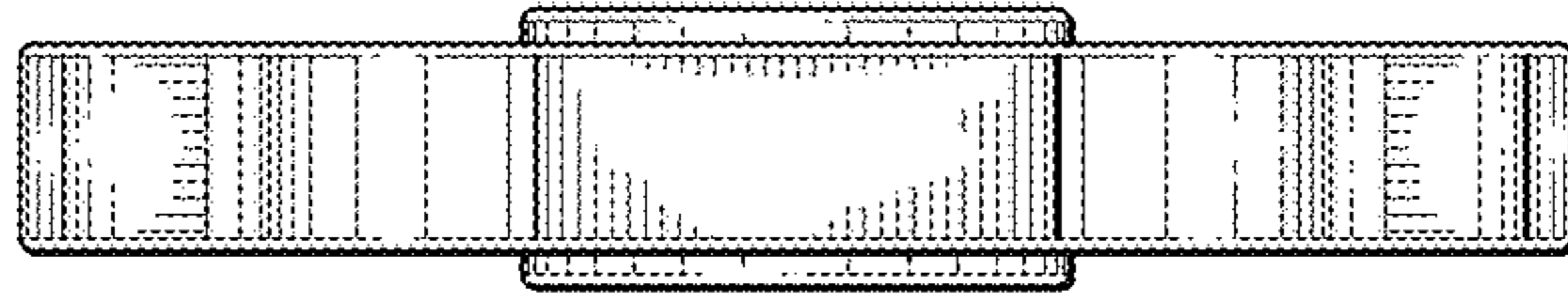


FIG. 5



FIG. 6