



US00D839700S

(12) **United States Design Patent**
Wong

(10) **Patent No.:** **US D839,700 S**

(45) **Date of Patent:** **** Feb. 5, 2019**

(54) **T-SHAPED BAR**

(71) Applicant: **Yeng Ping Wong**, Taichung (TW)

(72) Inventor: **Yeng Ping Wong**, Taichung (TW)

(**) Term: **15 Years**

(21) Appl. No.: **29/589,334**

(22) Filed: **Dec. 30, 2016**

(51) **LOC (11) Cl.** **08-05**

(52) **U.S. Cl.**
USPC **D8/25**

(58) **Field of Classification Search**

USPC D8/21-29; 81/58, 58.2, 119, 124.2,
81/124.4, 125.1, 186

CPC B25B 13/02; B25B 13/08; B25B 13/04;
B25B 13/065

See application file for complete search history.

(56) **References Cited**

U.S. PATENT DOCUMENTS

2,951,405 A * 9/1960 Engquist B25B 15/008
81/125.1

D325,153 S * 4/1992 Der D8/21

5,471,898 A * 12/1995 Forman B25B 17/00
81/57.13

D598,257 S * 8/2009 Darby D8/27

D627,206 S * 11/2010 Delaney D8/107

* cited by examiner

Primary Examiner — Randall H Gholson

(74) *Attorney, Agent, or Firm* — Alan D. Kamrath;
Kamrath IP Lawfirm, P.A.

(57) **CLAIM**

The ornamental design for T-shaped bar, as shown and described.

DESCRIPTION

FIG. 1 is a perspective view of a T-shaped bar showing my new design;

FIG. 2 is a front view thereof;

FIG. 3 is a rear view thereof;

FIG. 4 is a left view thereof;

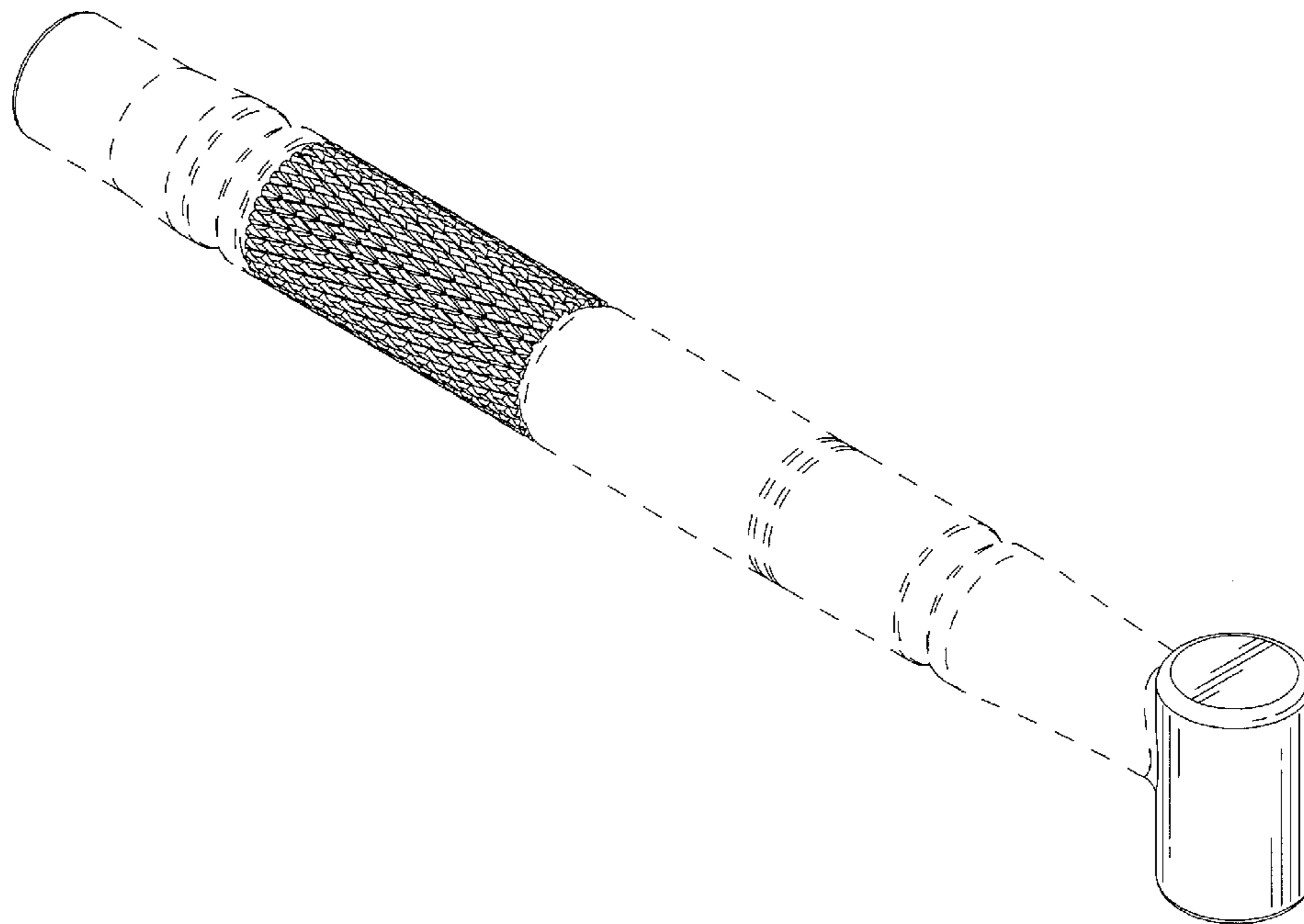
FIG. 5 is a right view thereof;

FIG. 6 is a top view thereof; and,

FIG. 7 is a bottom view thereof.

The broken lines depict portions of the T-shaped bar in which the design is embodied that are not considered part of the claimed design.

1 Claim, 6 Drawing Sheets



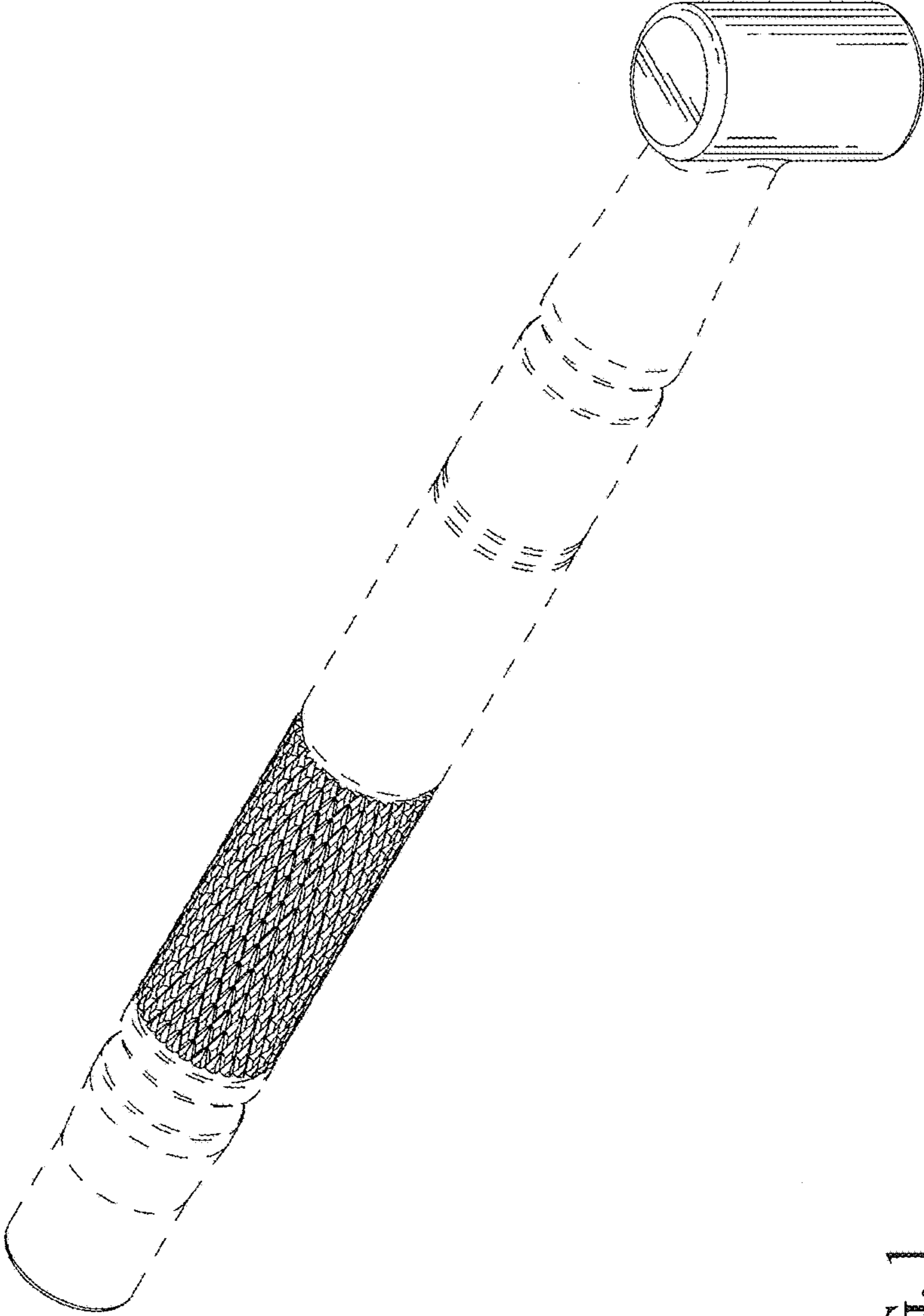


FIG. 1




FIG. 2

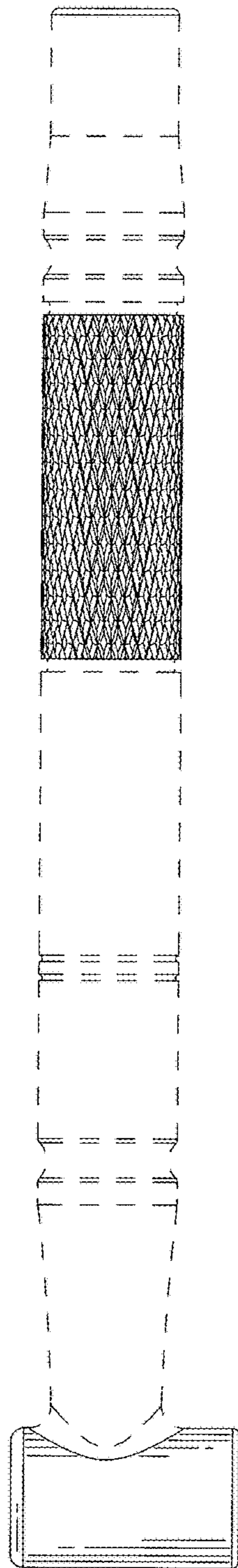


FIG. 3




FIG. 5

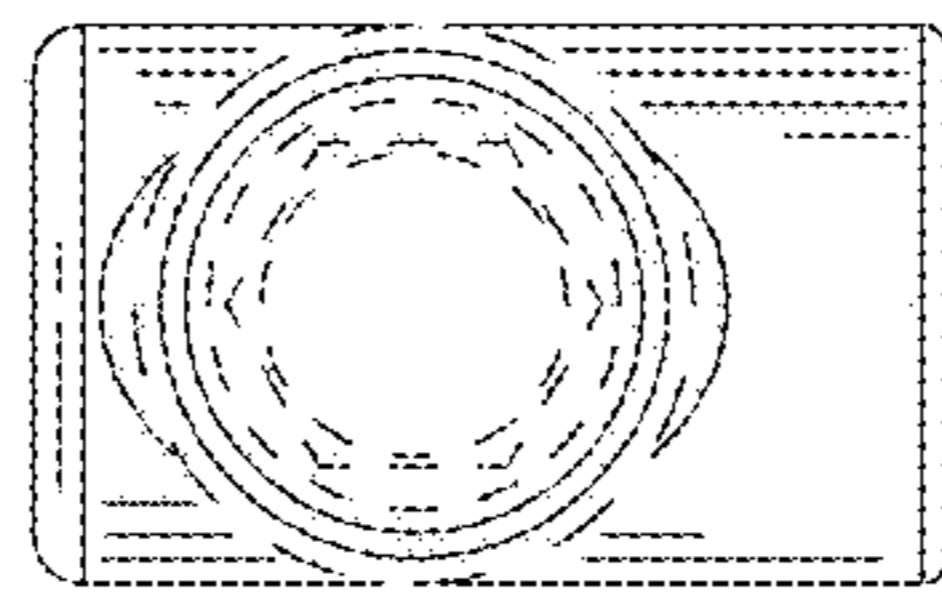


FIG. 4




FIG. 6




FIG. 7