



US00D839690S

(12) **United States Design Patent** (10) **Patent No.:** **US D839,690 S**
Zhou (45) **Date of Patent:** **** Feb. 5, 2019**

(54) **JUICER**

(71) Applicant: **Shanghai Geant Industrial Co., Ltd.**,
Shanghai (CN)

(72) Inventor: **Qi Zhou**, Shanghai (CN)

(73) Assignee: **Shanghai Geant Industrial Co., Ltd.**,
Shanghai (CN)

(**) Term: **15 Years**

(21) Appl. No.: **29/618,584**

(22) Filed: **Sep. 22, 2017**

(51) **LOC (11) Cl.** **31-00**

(52) **U.S. Cl.**
USPC **D7/665**

(58) **Field of Classification Search**

USPC D7/665, 666
CPC A47J 19/02; A47J 19/027; A47J 19/00;
A47J 19/06; A47J 19/022; A47J 44/00;
A47J 44/02; A47J 43/00; A47J 43/25;
A47J 43/046; A47J 43/0722; A47J 31/00;
A47J 31/005; A47J 31/02; A47J 31/04;
A23N 1/02; A23N 1/00; A23N 1/003;
A23N 1/006

See application file for complete search history.

(56) **References Cited**

U.S. PATENT DOCUMENTS

D295,481 S * 5/1988 Biarnes Bulto D7/665
6,293,189 B1 * 9/2001 Evans A23N 1/003
100/108

D513,155 S * 12/2005 Schrader D7/665
D604,121 S * 11/2009 Gammack D7/665
2006/0037493 A1 * 2/2006 Schrader A23N 1/003
100/213
2012/0085248 A1 * 4/2012 Lin A23N 1/003
99/501

* cited by examiner

Primary Examiner — Terry A Wallace

(74) *Attorney, Agent, or Firm* — Gokalp Bayramoglu

(57) **CLAIM**

The ornamental design for a juicer, as shown and described.

DESCRIPTION

The patent or application file contains at least one drawing executed in color. Copies of this patent or patent application publication with color drawing(s) will be provided by the Office upon request and payment of the necessary fee.

FIG. 1 is a front view of a juicer showing the new design;

FIG. 2 is a rear view thereof;

FIG. 3 is a left side view thereof;


FIG. 4 is a right side view thereof;

FIG. 5 is a top view thereof;

FIG. 6 is bottom view thereof; and,

FIG. 7 is a perspective view thereof.

1 Claim, 6 Drawing Sheets
(6 of 6 Drawing Sheet(s) Filed in Color)



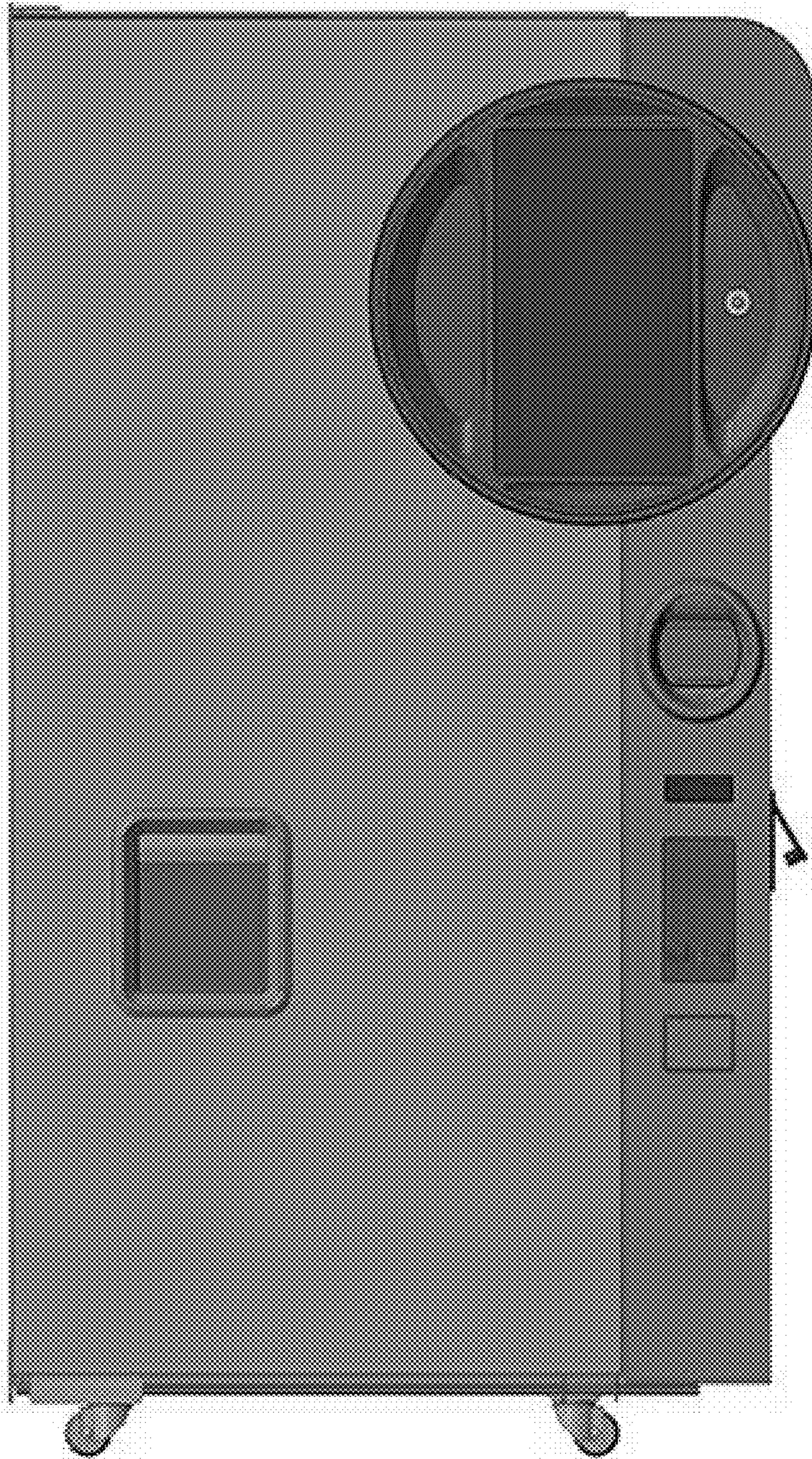


Fig. 1

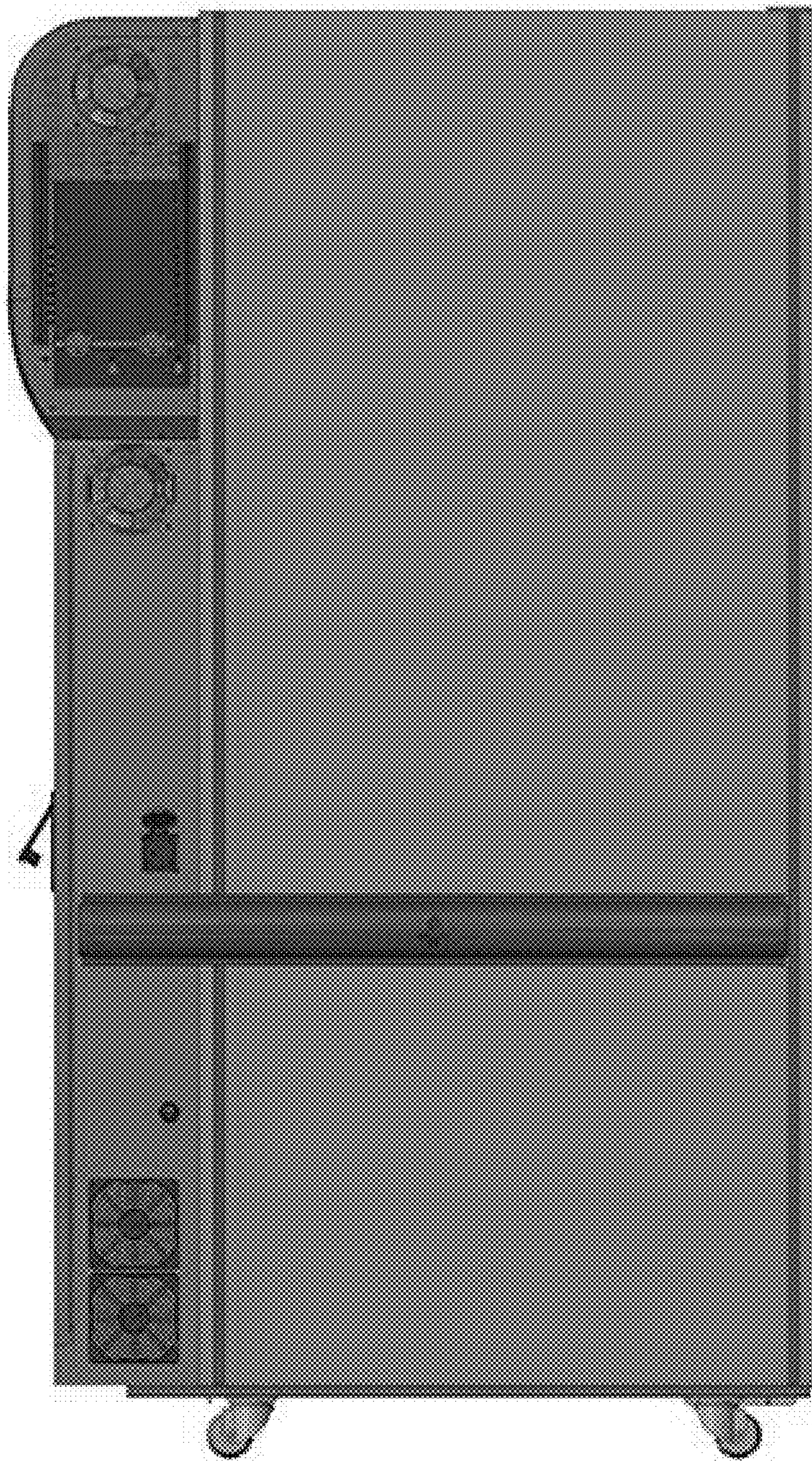


Fig. 2




Fig. 3



Fig. 4




Fig. 5




Fig. 6




Fig. 7