



US00D839644S

(12) **United States Design Patent** (10) **Patent No.:** **US D839,644 S**  
**Tuang** (45) **Date of Patent:** **\*\* Feb. 5, 2019**

(54) **STACKABLE SHELF**  
(71) Applicant: **EP Family Corp.**, Walnut, CA (US)  
(72) Inventor: **Bao-Yi Tuang**, Walnut, CA (US)  
(\*\*) Term: **15 Years**

D683,567 S \* 6/2013 Hsu ..... D6/675.2  
D739,681 S \* 9/2015 Bee ..... D7/600.4  
D764,844 S \* 8/2016 Hsu ..... D6/683.1  
D785,979 S \* 5/2017 Snider ..... D6/675.1  
D798,637 S \* 10/2017 Min ..... D6/678.4  
10,051,979 B2 \* 8/2018 Kuo ..... A47F 5/01  
2010/0288717 A1 \* 11/2010 Morandi ..... A47B 43/00  
211/187

(21) Appl. No.: **29/624,071**  
(22) Filed: **Oct. 30, 2017**  
(51) **LOC (11) Cl.** ..... **06-06**  
(52) **U.S. Cl.**  
USPC ..... **D6/683.1**  
(58) **Field of Classification Search**  
USPC ..... D6/449, 475-476, 477-479, 675-675.1,  
D6/682-682.1, 683, 683.1  
CPC ..... A47B 47/00; A47B 47/02; A47B 63/00;  
A47B 63/06; A47F 5/0018; A47F 5/0025;  
A47F 5/0031  
See application file for complete search history.

\* cited by examiner

*Primary Examiner* — Kelley A Donnelly  
(74) *Attorney, Agent, or Firm* — Tommy SF Wang; Wang  
IP Law Group, P.C.

(57) **CLAIM**

The ornamental design for a stackable shelf, as shown and described.

**DESCRIPTION**

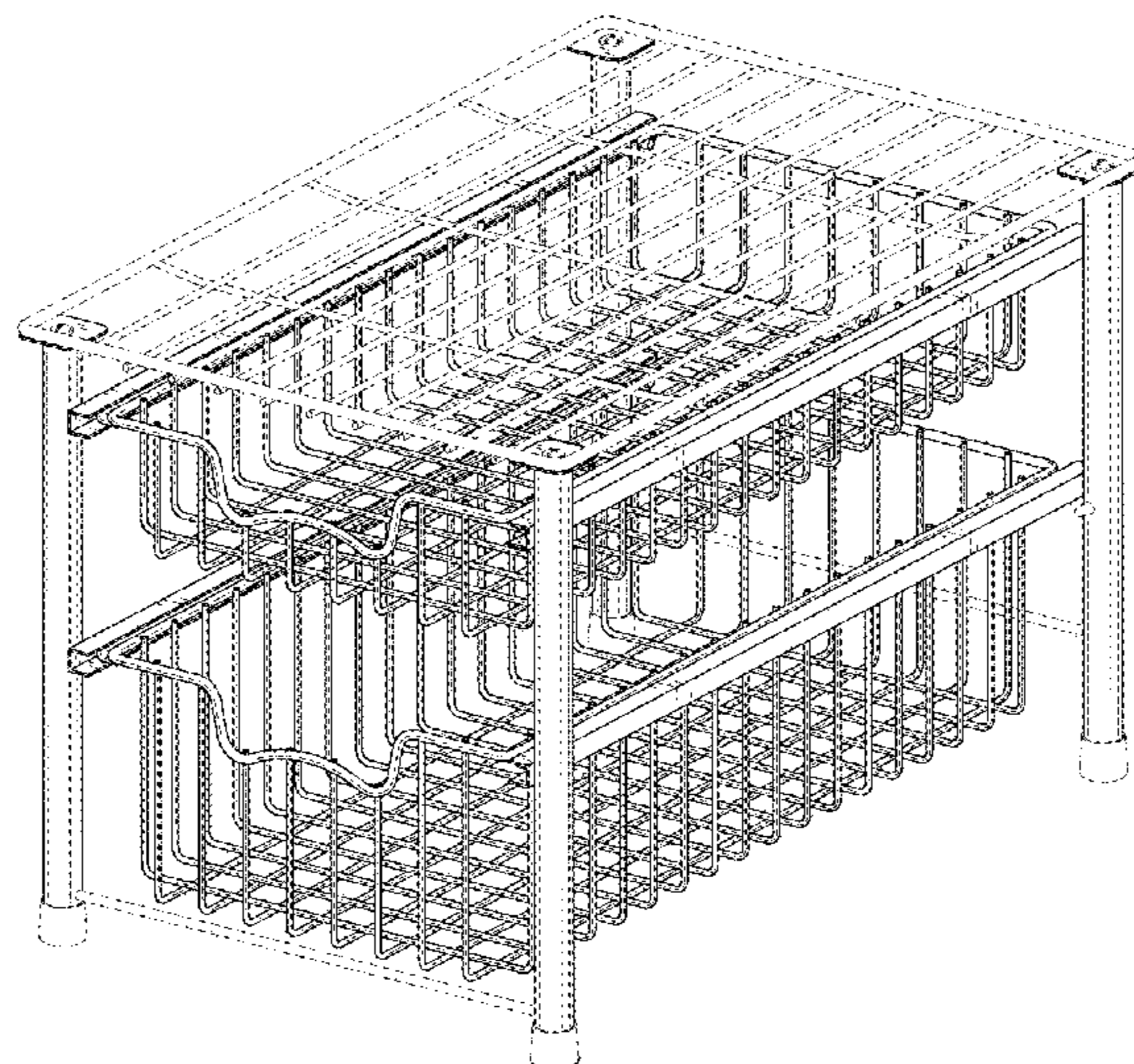
FIG. 1 is a perspective view of a stackable shelf showing my new design;  
FIG. 2 is a front view thereof;  
FIG. 3 is a rear view thereof;  
FIG. 4 is a left side view thereof;  
FIG. 5 is a right side view thereof;  
FIG. 6 is a top view thereof;  
FIG. 7 is a bottom view thereof;  
FIG. 8 is another perspective view thereof with drawers of the stackable shelf pulled out of the stackable shelf; and,  
FIG. 9 is the other perspective view thereof with an additional stackable shelf drawn in broken lines.  
The broken line portions of the stackable shelf in FIGS. 1-9 represent unclaimed portions of the claimed design and form no part thereof. The broken lines of the additional stackable shelf in FIG. 9 illustrate unclaimed environment and forms no part of the claimed design.

(56) **References Cited**

**U.S. PATENT DOCUMENTS**

3,280,989 A \* 10/1966 Melvin ..... A47F 5/01  
108/59  
D207,437 S \* 4/1967 Oliver ..... D6/675.2  
D304,981 S \* 12/1989 Raskas ..... D6/683.1  
D341,459 S \* 11/1993 Yang ..... D34/17  
D436,239 S \* 1/2001 Walsh ..... D34/17  
6,173,847 B1 \* 1/2001 Zellner, III ..... A47B 55/02  
211/186  
D450,481 S \* 11/2001 Post ..... D6/675.2  
D471,033 S \* 3/2003 Yamaguchi ..... D6/675.2  
D471,381 S \* 3/2003 Yamaguchi ..... D6/675.2  
D556,476 S \* 12/2007 Butler ..... D6/675.2  
D568,635 S \* 5/2008 Klein ..... D6/675.2  
D675,849 S \* 2/2013 Tawil ..... D6/705.6

**1 Claim, 9 Drawing Sheets**



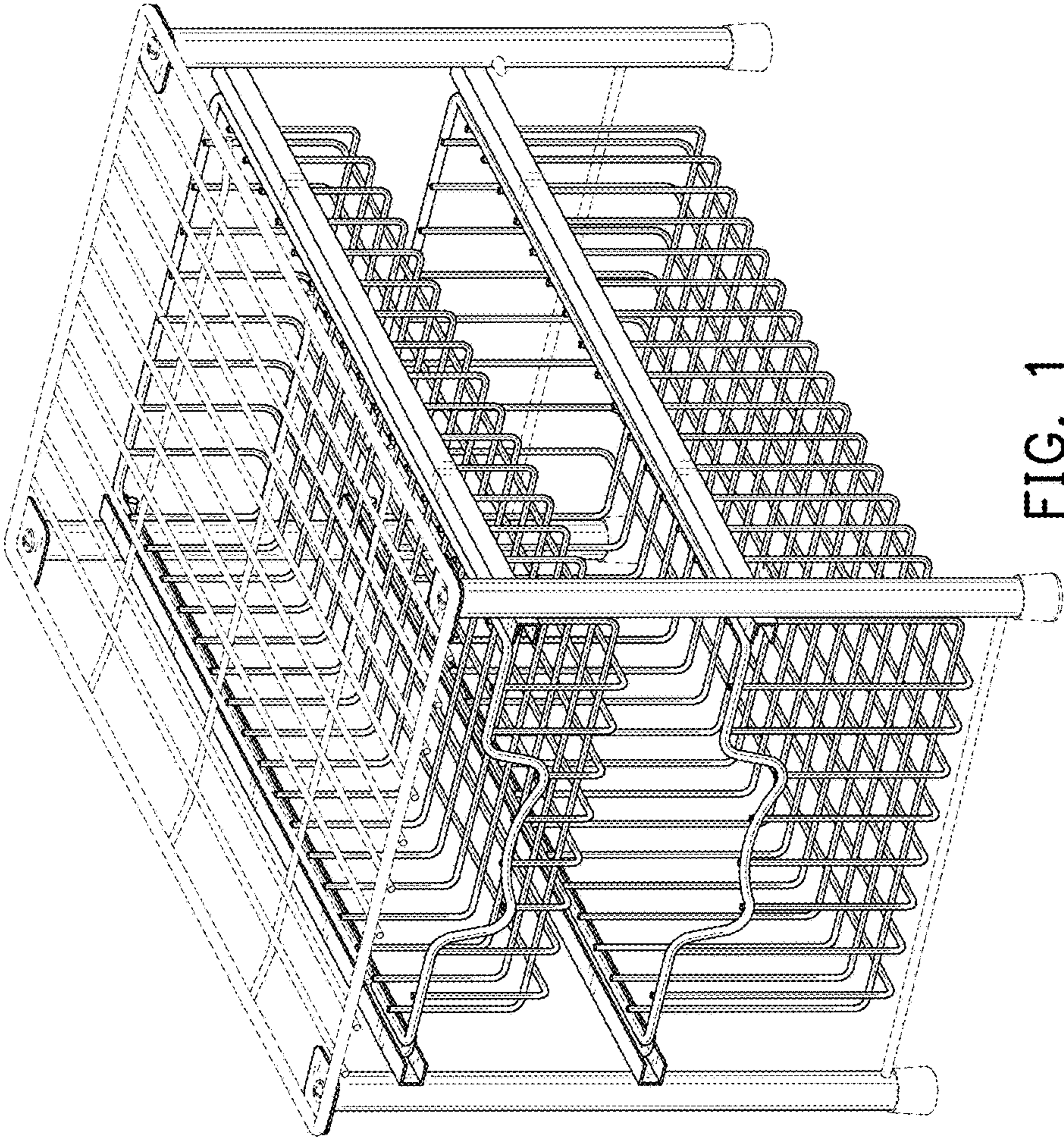


FIG. 1

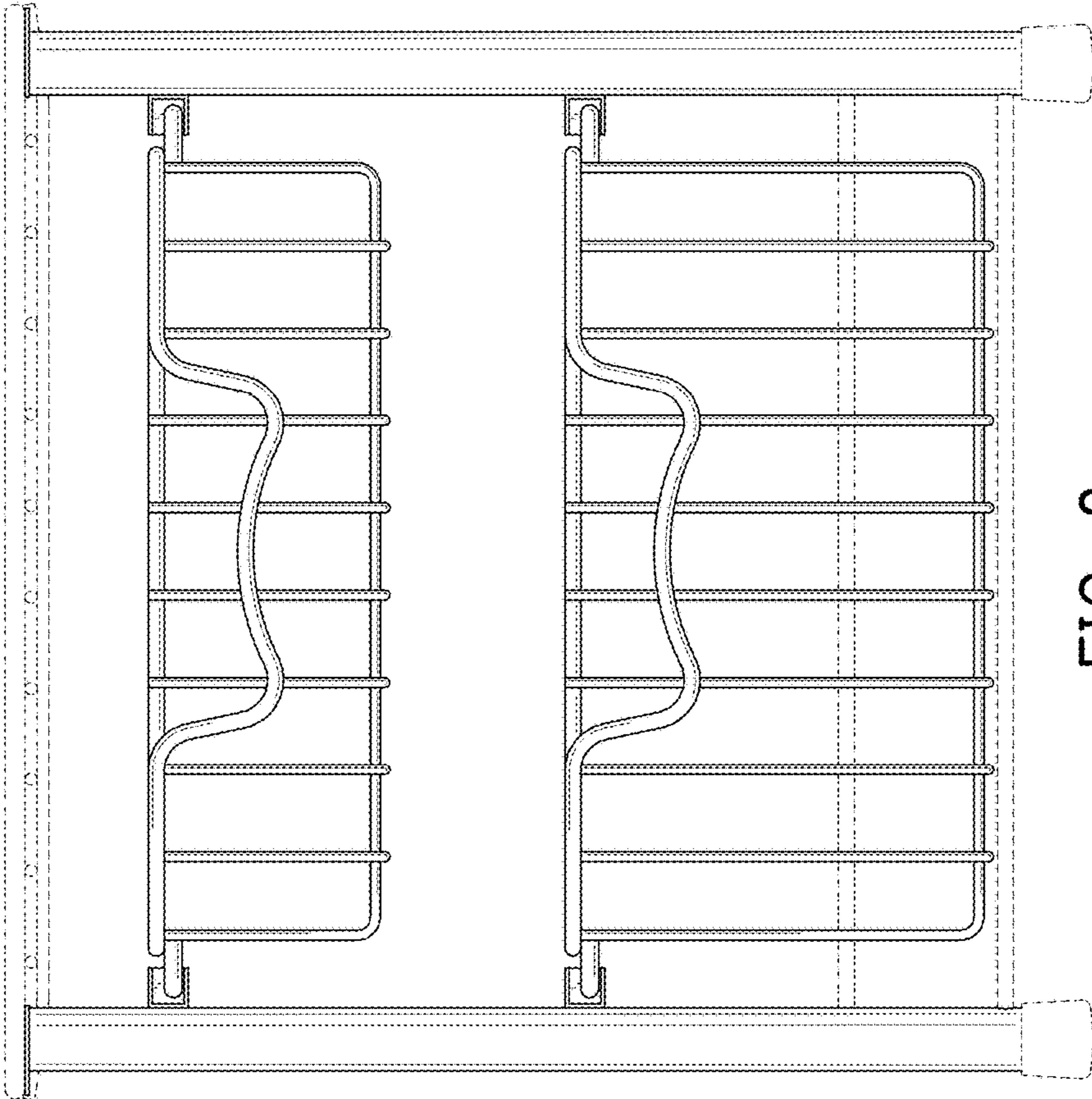


FIG. 2

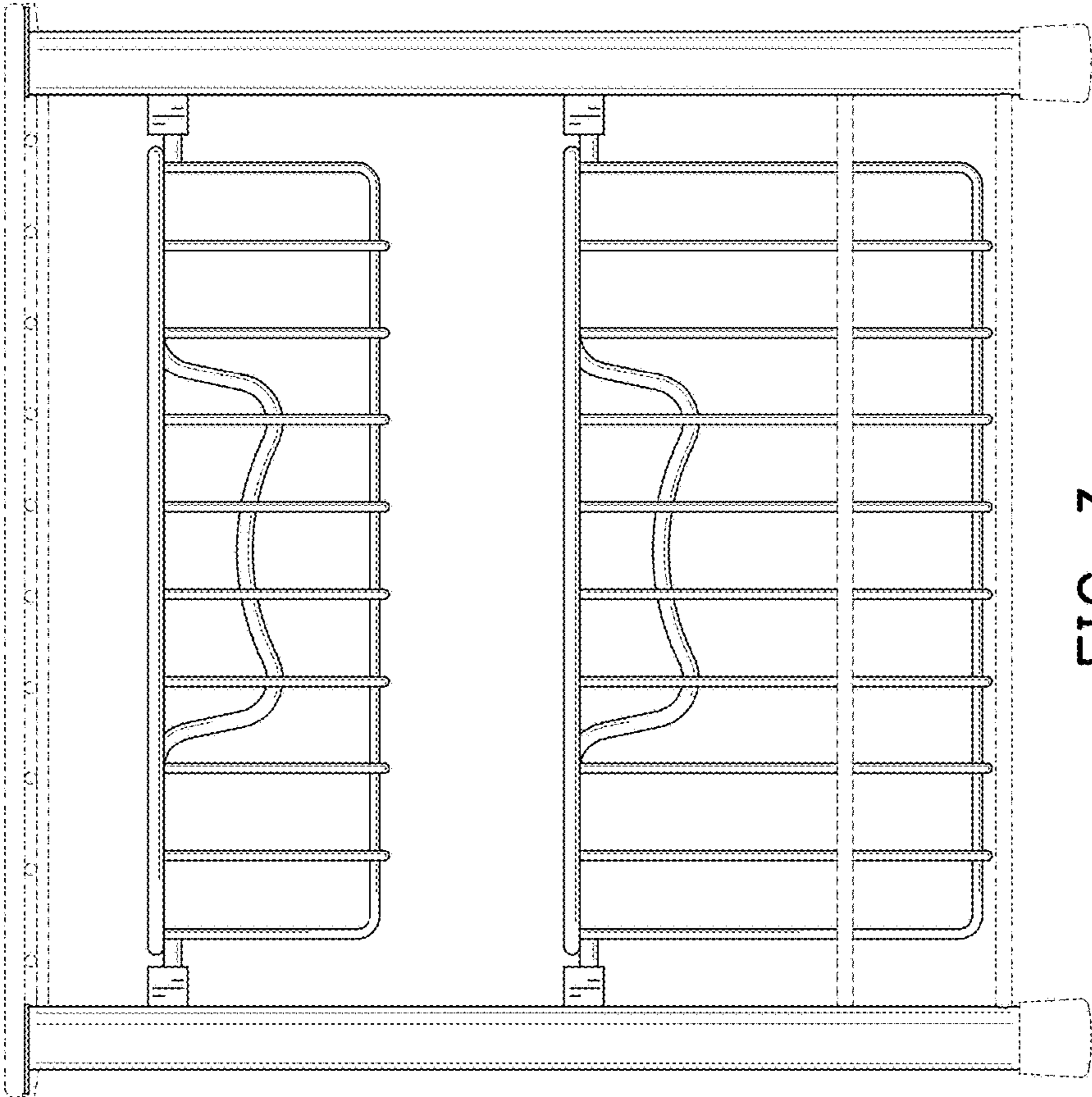


FIG. 3




FIG. 4




FIG. 5




FIG. 6

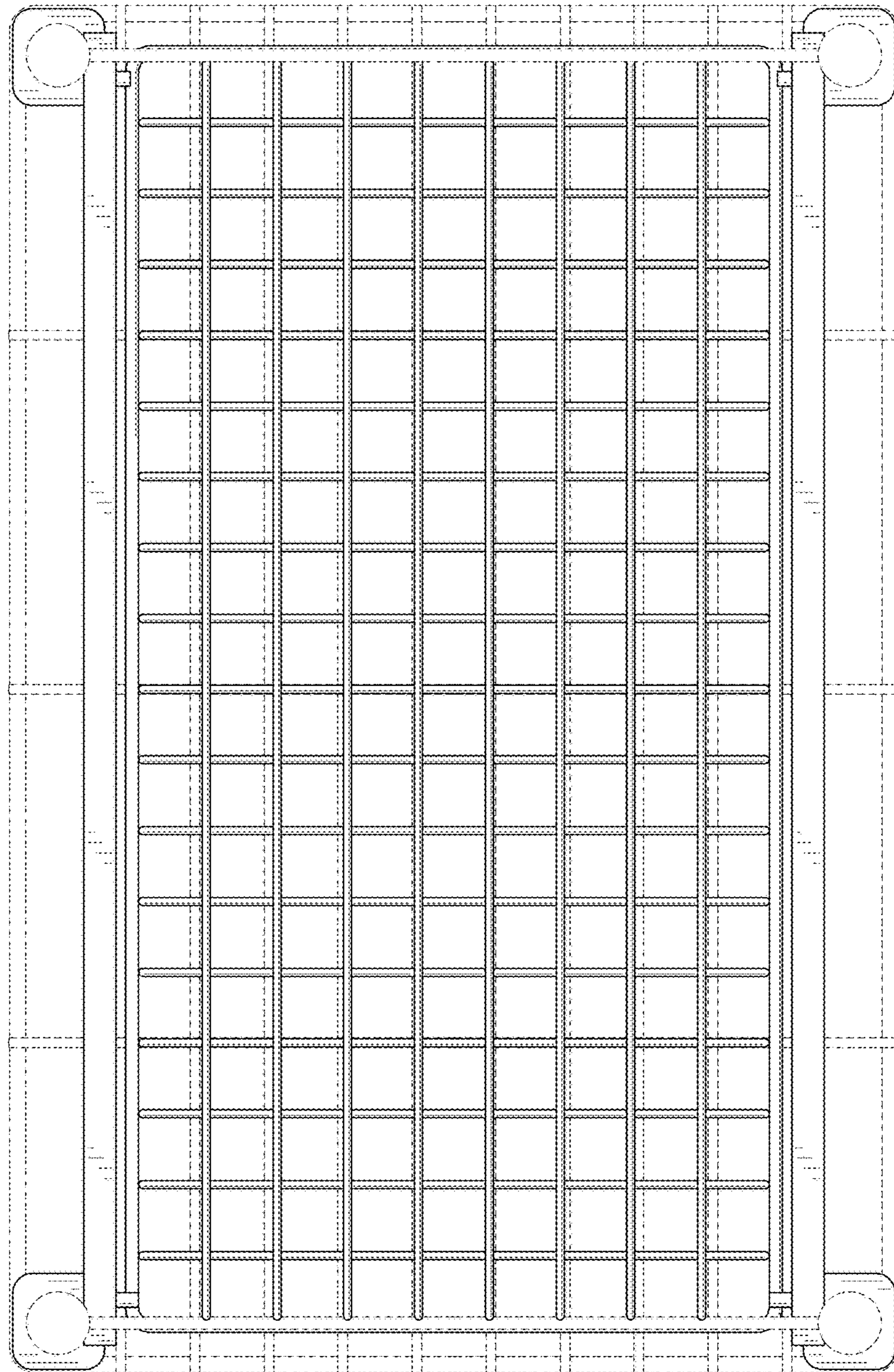


FIG. 7



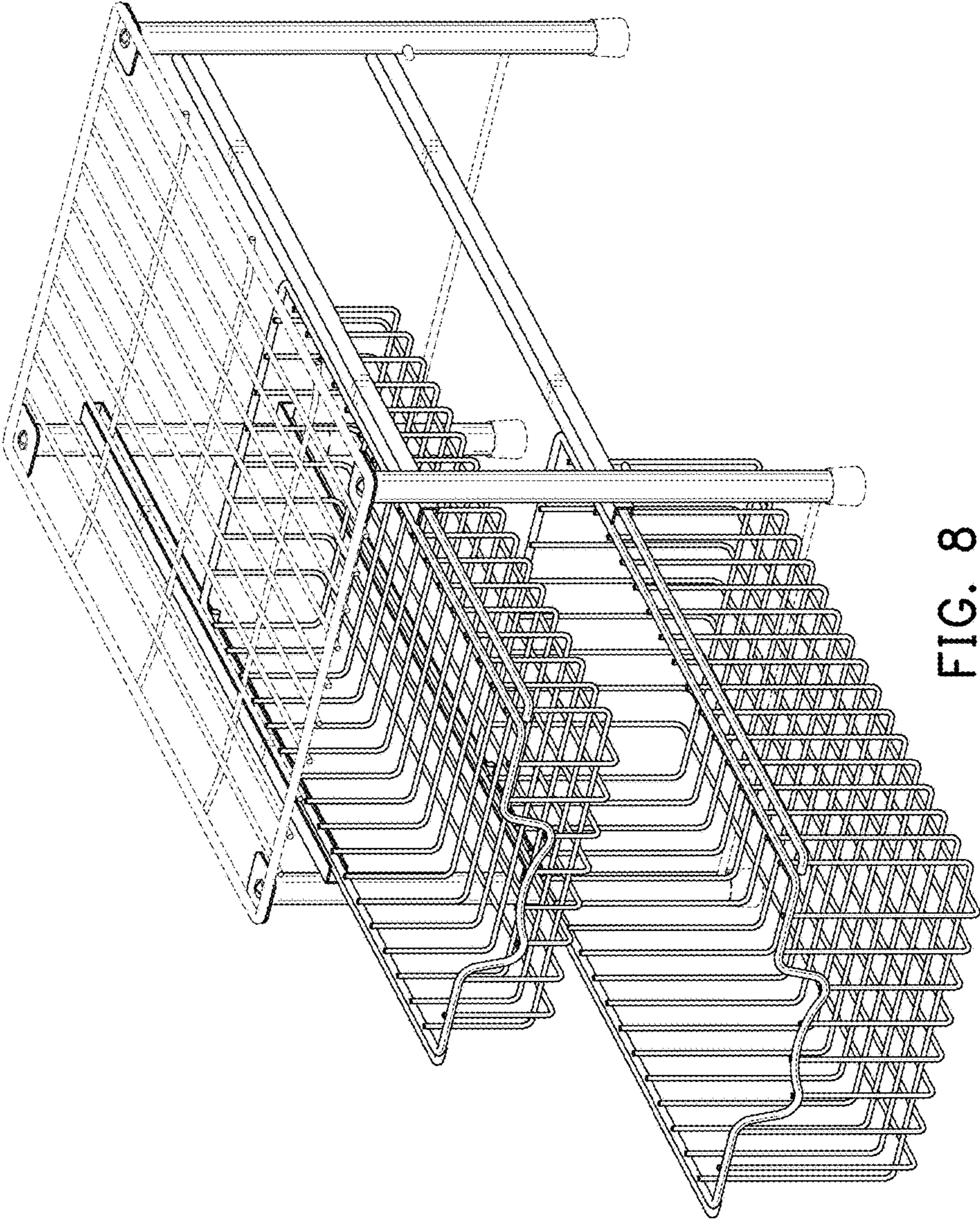


FIG. 8

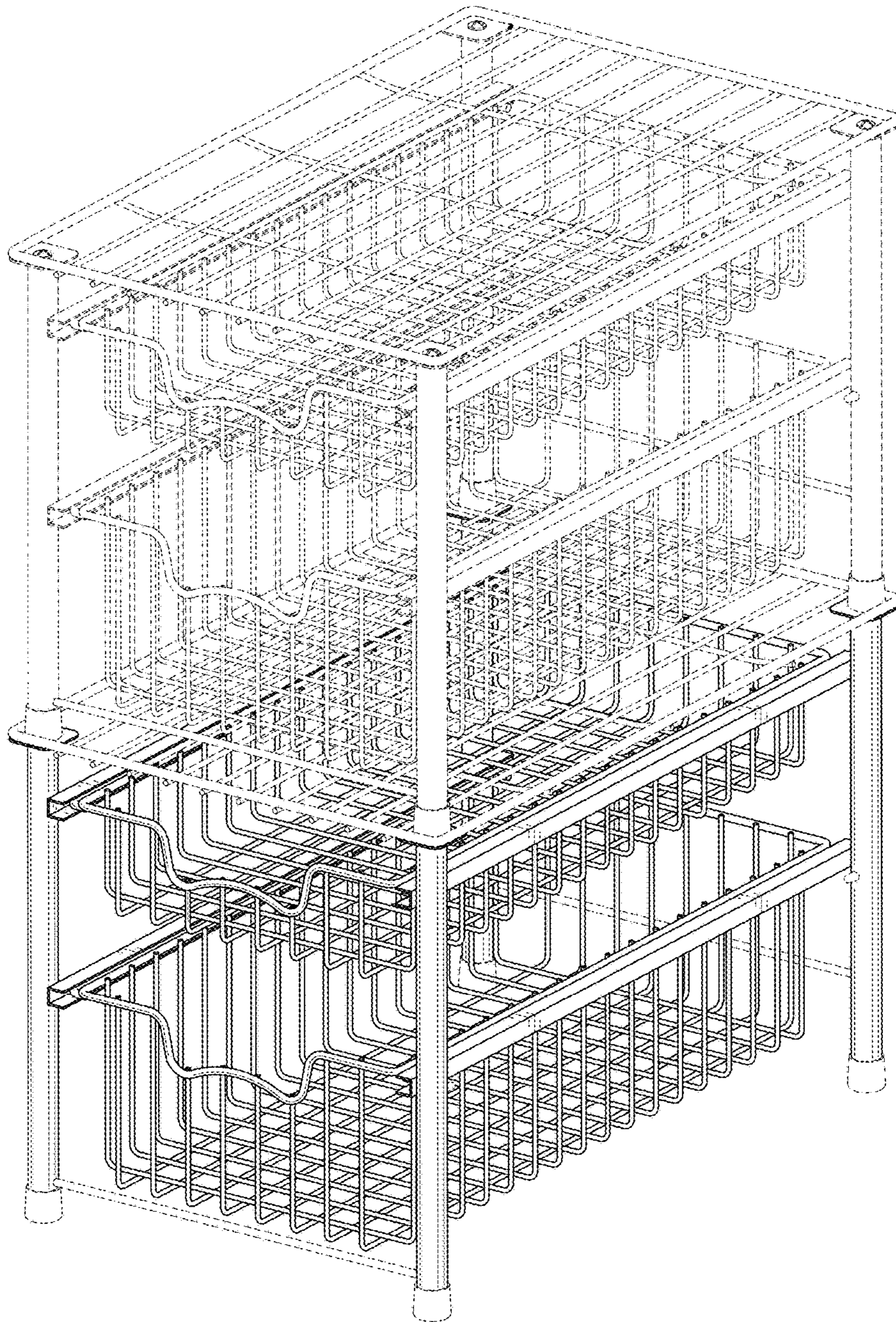


FIG. 9