



US00D839639S

(12) **United States Design Patent** (10) **Patent No.:** **US D839,639 S**
Nourie (45) **Date of Patent:** **** Feb. 5, 2019**

(54) **CABINET**
(71) Applicant: **Herman Miller, Inc.**, Zeeland, MI (US)
(72) Inventor: **Colin Nourie**, Cincinnati, OH (US)
(73) Assignee: **Herman Miller, Inc.**, Zeeland, MI (US)
(**) Term: **15 Years**
(21) Appl. No.: **29/595,962**
(22) Filed: **Mar. 3, 2017**
(51) **LOC (11) Cl.** **06-04**
(52) **U.S. Cl.**
USPC **D6/672**
(58) **Field of Classification Search**
USPC D6/641, 644, 648, 653, 663, 664, 668.1,
D6/672, 675; D24/185, 234
CPC A47B 43/00; A47B 45/00; A47B 47/00;
A47B 47/0091; A61B 50/10; A61B
42/40; A61B 2050/105
See application file for complete search history.

(56) **References Cited**
U.S. PATENT DOCUMENTS

D142,688 S * 10/1945 Beebe et al. D23/271
D235,645 S * 7/1975 Peters et al. D23/272
D241,549 S * 9/1976 Rota et al. D23/271
D255,188 S * 6/1980 Zapf D6/664
D383,920 S * 9/1997 Morgan D6/680
D454,443 S * 3/2002 Nored D24/234
D463,928 S * 10/2002 Kauzlarich D6/515
D478,435 S * 8/2003 Brownfield D6/675
6,953,130 B2 * 10/2005 Corbett A47G 25/904
221/191
D572,042 S * 7/2008 Suzuki D6/675
D598,212 S * 8/2009 Baird D6/664
7,588,168 B2 * 9/2009 Bagwell A47K 5/12
211/71.01
D605,742 S * 12/2009 Bock D23/303
D616,673 S * 6/2010 Bojie D6/678.1

D642,400 S * 8/2011 Koehn D6/668.1
D648,959 S * 11/2011 Alden D6/675
D681,986 S * 5/2013 Murphy D6/515
D683,554 S * 6/2013 Kikkert D6/674
D686,840 S * 7/2013 Mackay D6/664
D686,842 S * 7/2013 Murphy D6/515
D694,426 S * 11/2013 Eckert D25/35
D694,427 S * 11/2013 Eckert D25/35
D725,410 S * 3/2015 Park D6/657
D767,916 S * 10/2016 Morrison D6/515
D777,585 S * 1/2017 Lyon D6/515
D780,486 S * 3/2017 Arthur D6/641
D796,234 S * 9/2017 Thaler D6/675
D799,862 S * 10/2017 Laumerich D6/675
D803,602 S * 11/2017 Hightower D6/663

(Continued)

OTHER PUBLICATIONS

Herman Miller Healthcare Compass System Brochure, 2014 (12 pages).

Primary Examiner — John Windmuller
Assistant Examiner — Steven J Czyz
(74) *Attorney, Agent, or Firm* — Michael Best & Friedrich LLP

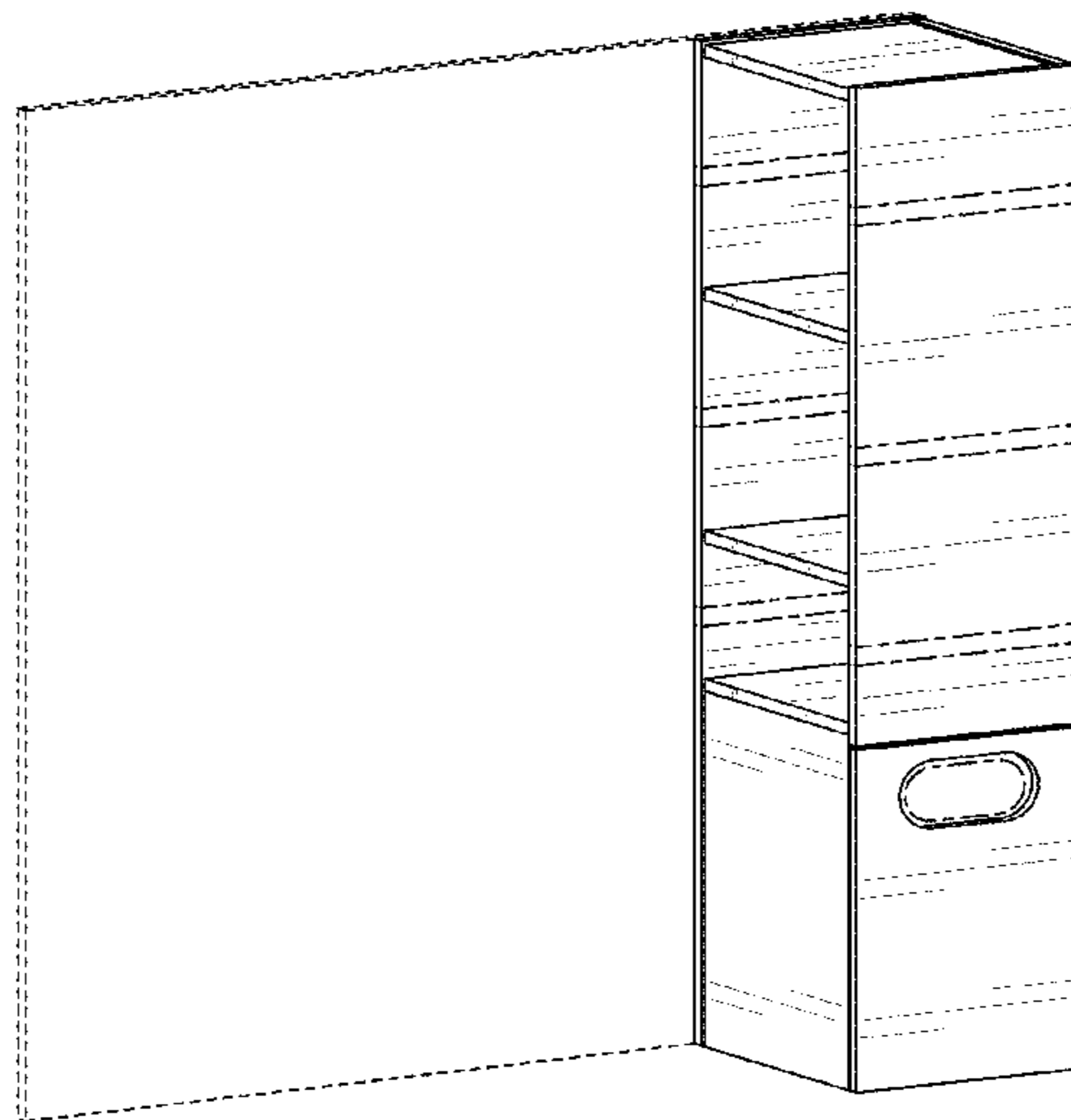
(57) **CLAIM**

I claim the ornamental design for a cabinet, as shown and described.

DESCRIPTION

FIG. 1 is a perspective view of a cabinet;
FIG. 2 is a front view thereof;
FIG. 3 is a left side view thereof;
FIG. 4 is a right side view thereof; and,
FIG. 5 is a top view thereof.
The broken lines depict portions of the article that form no part of the claimed design.
The dot-dash-dot lines represent the boundary of the claim and form no part of the claimed design.

1 Claim, 5 Drawing Sheets



(56)

References Cited

U.S. PATENT DOCUMENTS

2011/0192861 A1* 8/2011 Bates A61B 50/10
221/1
2016/0113716 A1* 4/2016 Bjorum A61B 50/10
312/209

* cited by examiner

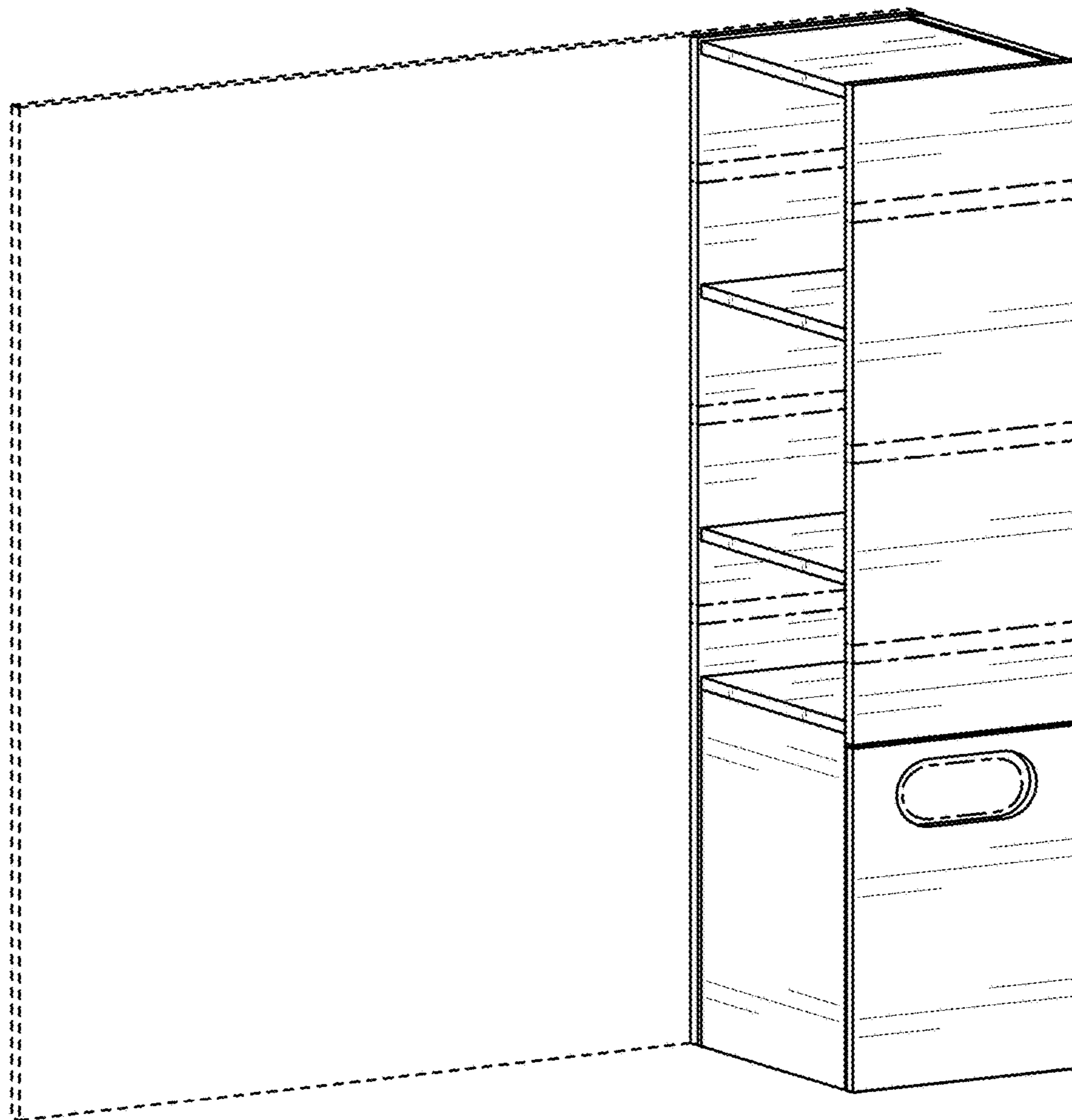


FIG. 1

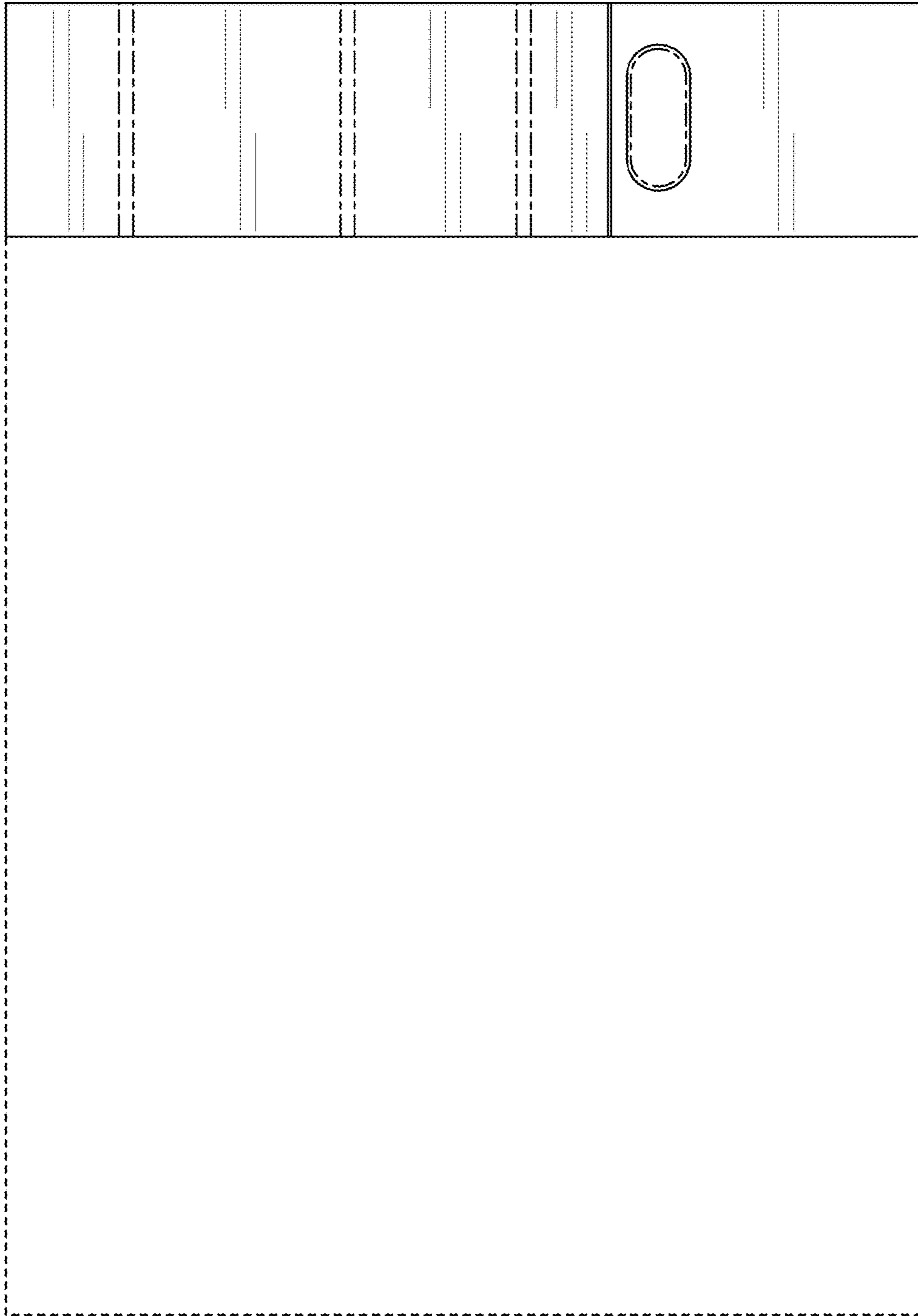


FIG. 2

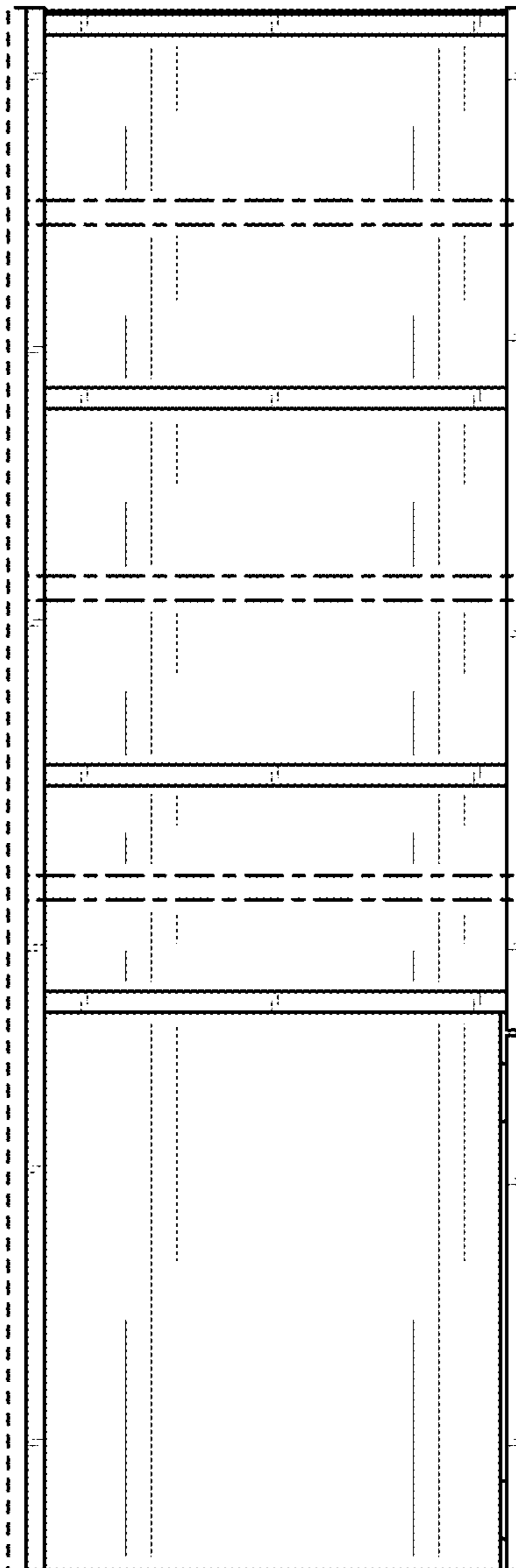


FIG. 3

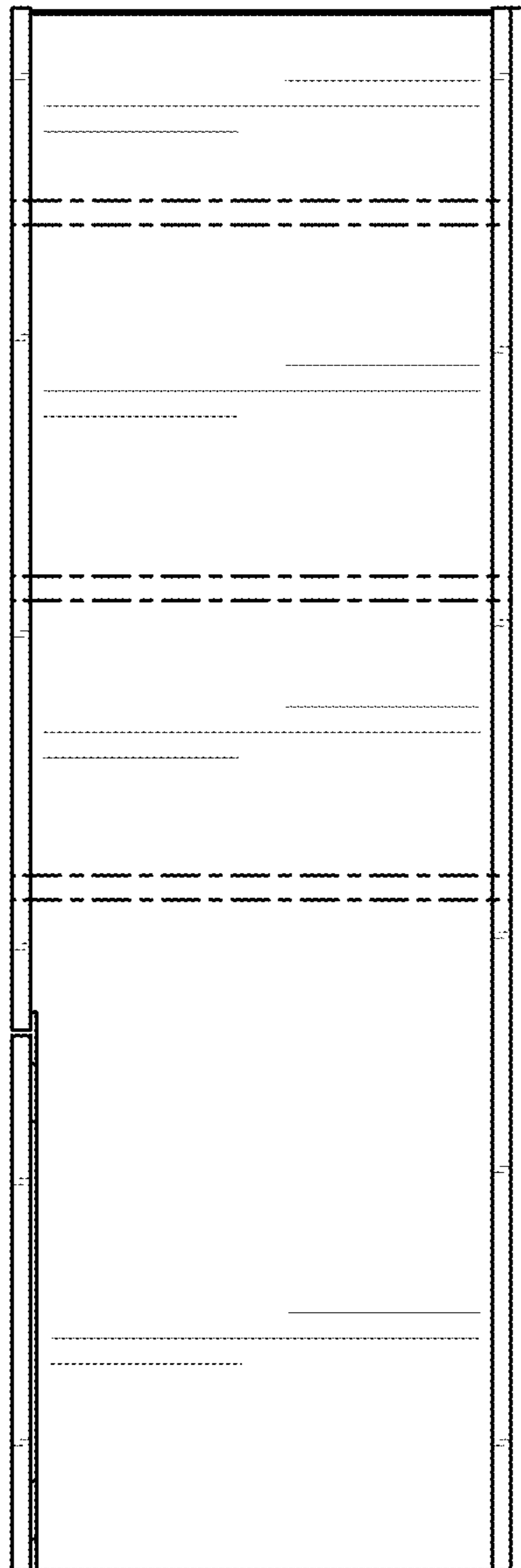


FIG. 4




FIG. 5