



US00D839629S

(12) **United States Design Patent** (10) **Patent No.:** **US D839,629 S**  
**Gilor** (45) **Date of Patent:** **\*\* Feb. 5, 2019**

(54) **RAZOR STAND**

(71) Applicant: **Avraham Gilor**, San Diego, CA (US)

(72) Inventor: **Avraham Gilor**, San Diego, CA (US)

(\*\*) Term: **15 Years**

(21) Appl. No.: **29/638,760**

(22) Filed: **Feb. 28, 2018**

(51) **LOC (11) Cl.** ..... **28-03**

(52) **U.S. Cl.**

USPC ..... **D6/526**

(58) **Field of Classification Search**

USPC ..... D6/526, 527, 512, 524, 528, 534, 540;  
211/13.1, 66, 70.6, 86.01, 87.01, 89.01;  
D3/205; 206/244, 361, 362.1, 362.2,  
206/362.3, 208, 209, 228, 252, 345-360,  
206/493, 775; D9/373, 748, 749, 448;  
248/127, 176.1, 200, 205.5, 309.1, 314;  
30/42-46, 514; D16/202, 219, 242;  
D13/108; D10/70; D24/186

CPC . B26B 19/3806; B26B 19/3853; B26B 21/52;  
B26B 21/10; B26B 21/4006; B26B  
21/522; B26B 21/40; B26B 21/36; B26B  
19/14; B26B 19/38; B26B 19/382; B26B  
19/3813; B65D 73/0064; B65D 73/0014;  
B65D 77/26; B65D 85/1081; B65D  
5/5016; B65D 71/70; B65D 25/106;  
B65D 25/22

See application file for complete search history.

(56) **References Cited**

**U.S. PATENT DOCUMENTS**

D174,919 S \* 6/1955 Paine ..... D6/310  
D210,135 S \* 2/1968 Barber ..... D6/534  
4,141,445 A \* 2/1979 Korich ..... B65D 83/40  
132/289  
D278,777 S \* 5/1985 Martin ..... D6/534  
D280,582 S \* 9/1985 DelGarbino ..... D28/73  
D287,916 S \* 1/1987 DelGarbino ..... D6/567

D296,401 S \* 6/1988 Danial ..... D6/527  
D305,083 S \* 12/1989 White ..... D6/526  
D314,109 S \* 1/1991 Jordan ..... D6/528  
D340,161 S \* 10/1993 Regidor ..... D6/528  
D379,509 S \* 5/1997 Macko ..... D24/128  
5,941,399 A \* 8/1999 Wang ..... F16B 12/32  
211/187  
D419,018 S \* 1/2000 Jeynes ..... D6/534  
D424,350 S \* 5/2000 Daansen ..... D6/542  
6,308,838 B1 \* 10/2001 Endean ..... A47F 7/08  
211/205  
D455,925 S \* 4/2002 Carlson ..... D6/531  
6,382,436 B1 \* 5/2002 Wang ..... A47B 57/26  
211/187  
D458,576 S \* 6/2002 McCoy ..... D12/162  
D474,057 S \* 5/2003 Knox ..... D6/534  
6,585,119 B2 \* 7/2003 Palder ..... A47F 5/02  
211/163  
D719,013 S \* 12/2014 St. John ..... D8/356  
D725,999 S \* 4/2015 Wu ..... D8/373

(Continued)

*Primary Examiner* — David G Muller  
*Assistant Examiner* — Nathan M Johnston  
(74) *Attorney, Agent, or Firm* — Klarquist Sparkman,  
LLP

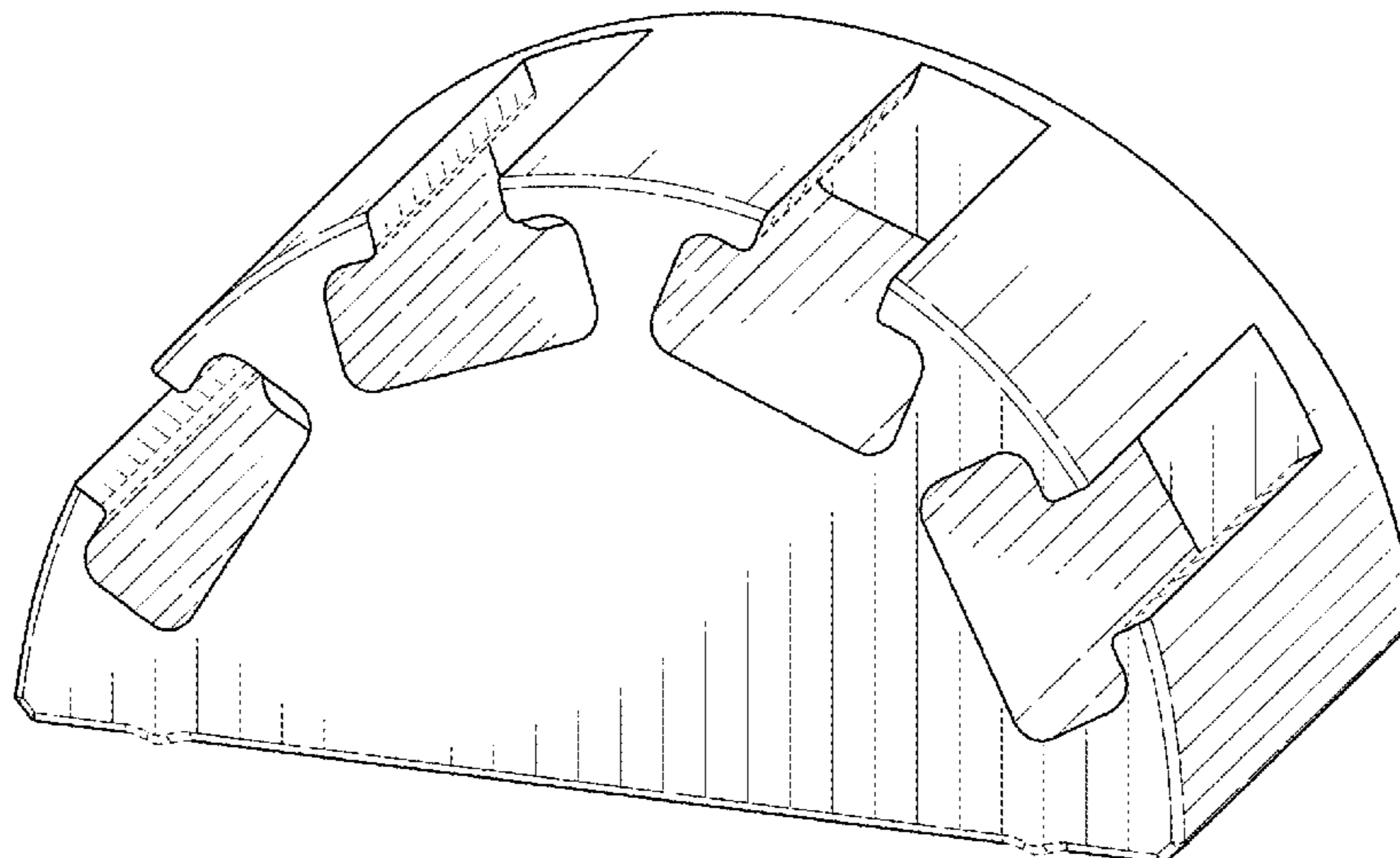
(57) **CLAIM**

The ornamental design for a razor stand, as shown and described.

**DESCRIPTION**

FIG. 1 is a perspective view of the razor stand showing my new design  
FIG. 2 is a front elevation view thereof.  
FIG. 3 is a rear elevation view thereof.  
FIG. 4 is a left side elevation view thereof.  
FIG. 5 is a right side elevation view thereof.  
FIG. 6 is a top plan view thereof; and,  
FIG. 7 is a bottom plan view thereof.  
The broken lines shown in the drawings depict portions of the razor stand that form no part of the claim.

**1 Claim, 4 Drawing Sheets**



(56)

**References Cited**

U.S. PATENT DOCUMENTS

D760,032 S *	6/2016	Thompson .....	D7/600.4
9,692,220 B2 *	6/2017	Schrader .....	F16L 3/12
9,920,858 B2 *	3/2018	Harnetiaux .....	H02G 3/32
2011/0147542 A1 *	6/2011	Hoek .....	248/68.1

\* cited by examiner

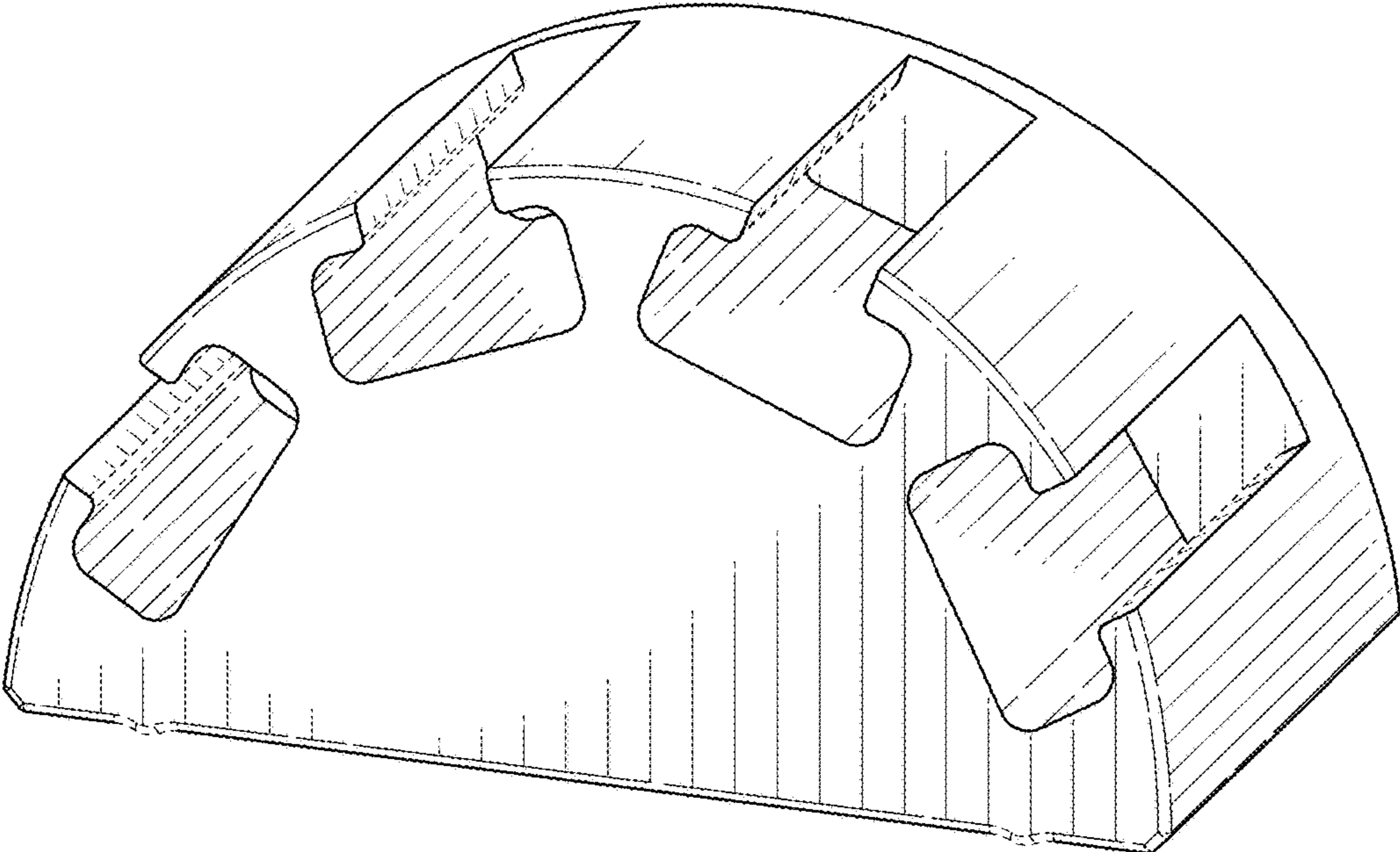


FIG. 1

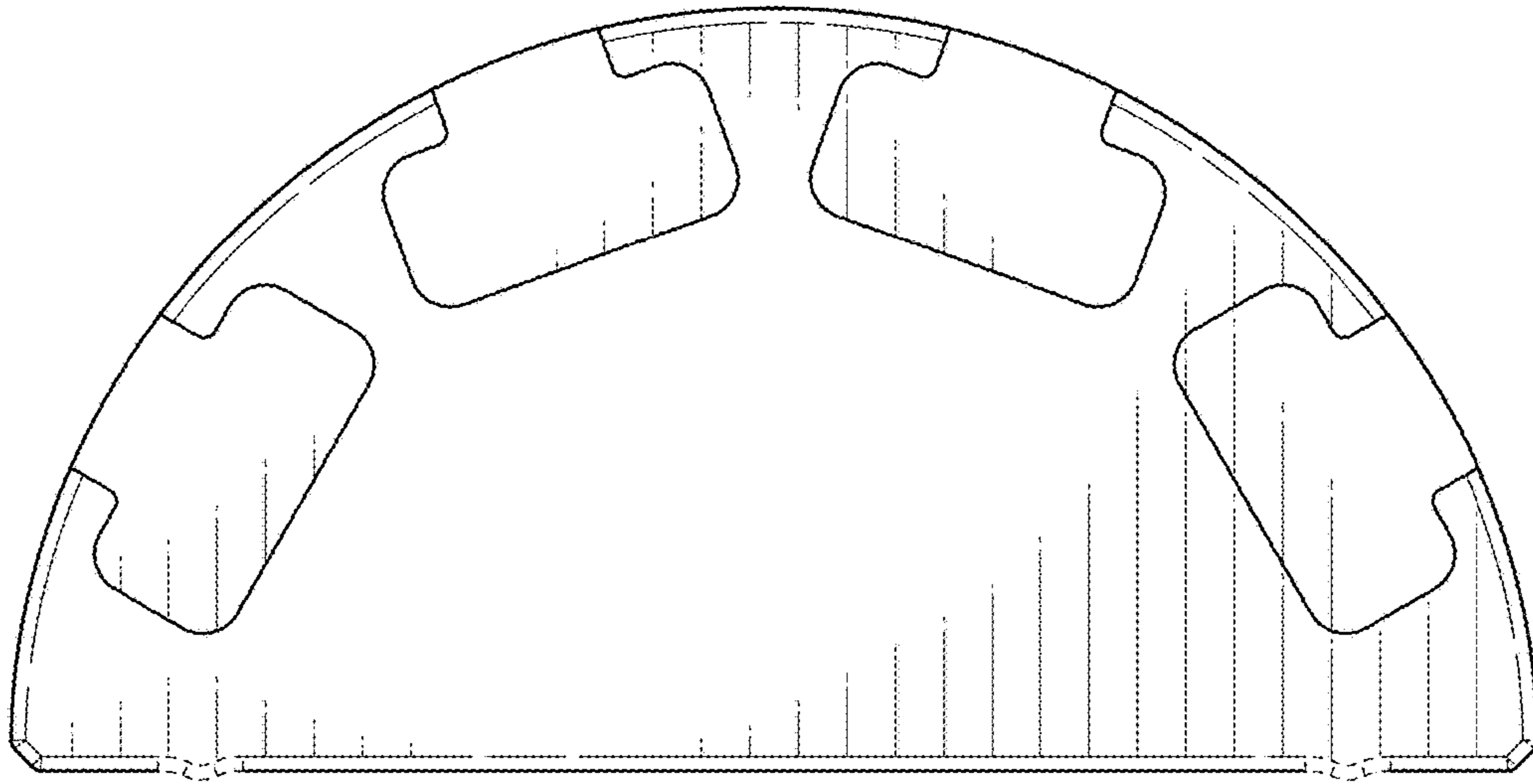


FIG. 2

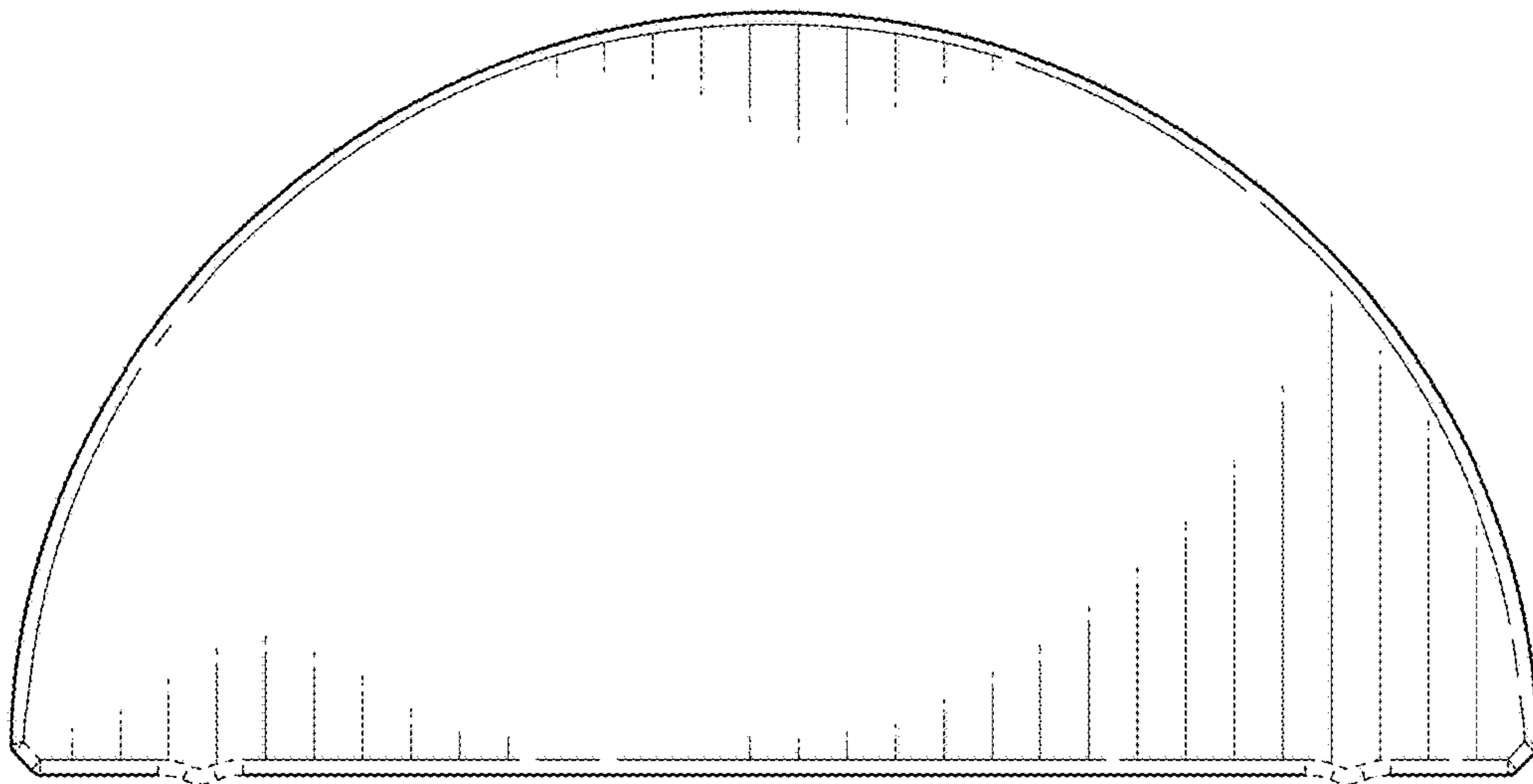


FIG. 3

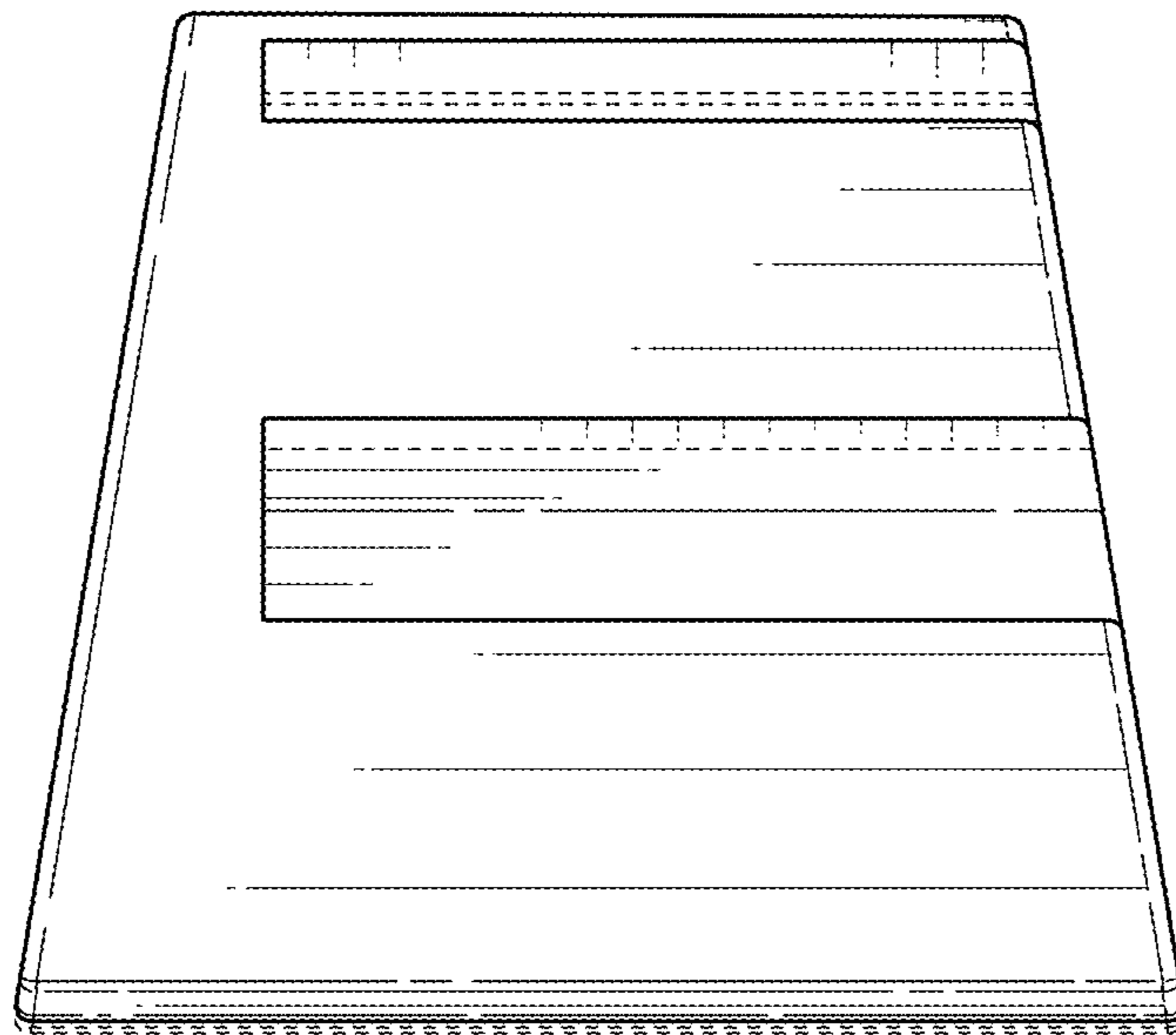


FIG. 4

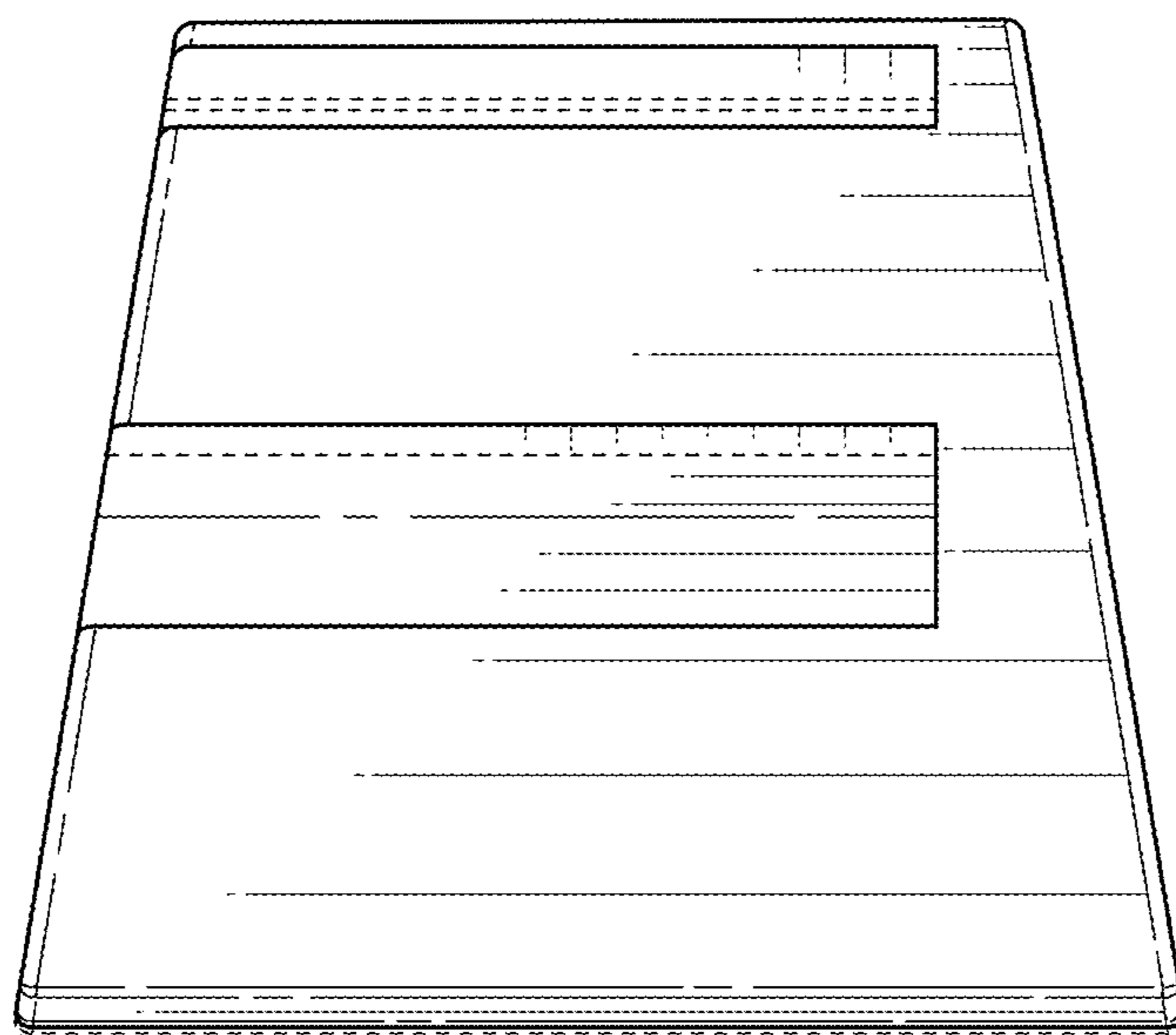


FIG. 5




FIG. 6

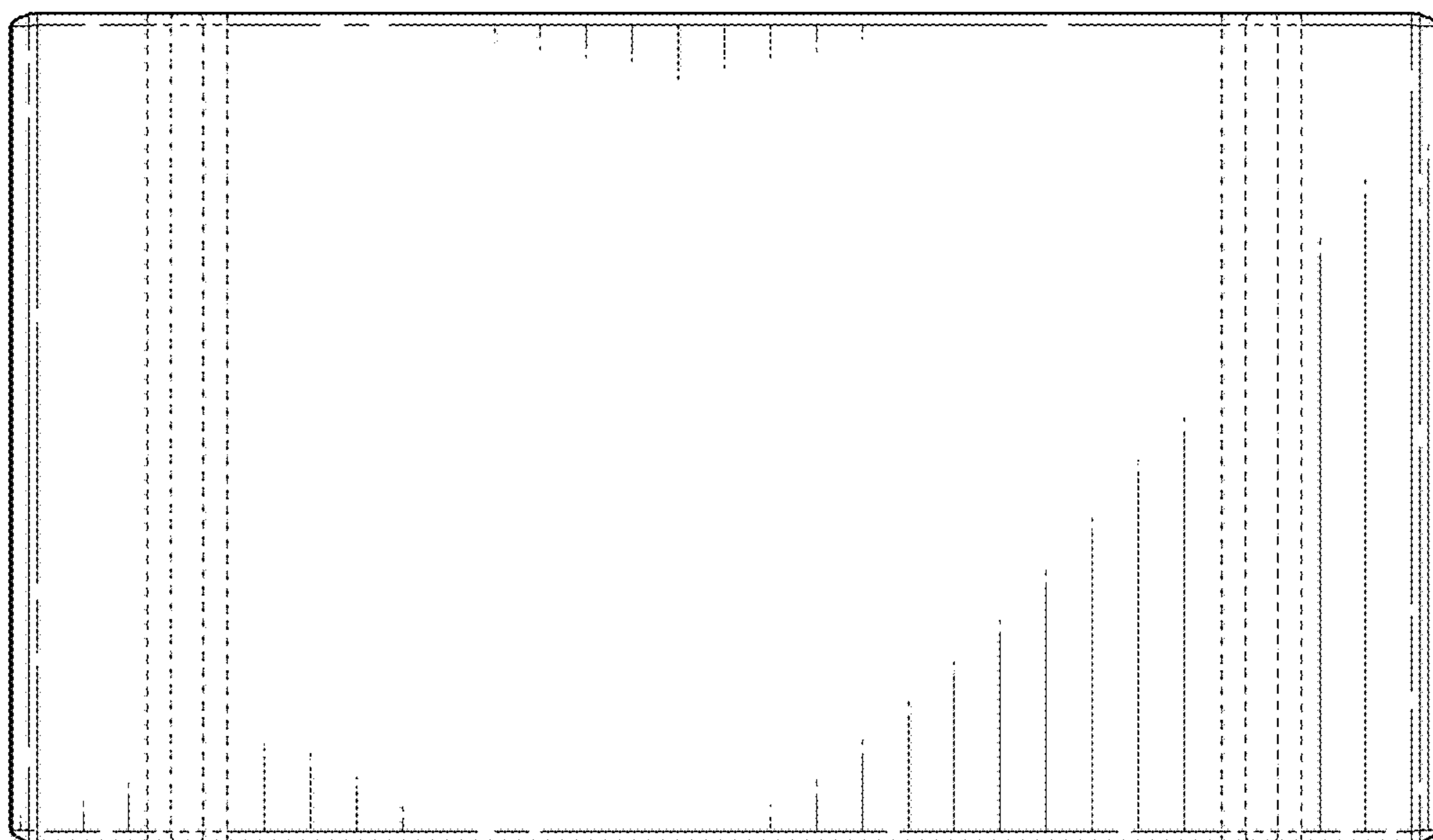


FIG. 7