



US00D839624S

(12) **United States Design Patent** (10) **Patent No.:** **US D839,624 S**  
**Aubry** (45) **Date of Patent:** **\*\* Feb. 5, 2019**

- (54) **ARMCHAIR**
- (71) Applicant: **RH US, LLC**, Corte Madera, CA (US)
- (72) Inventor: **Clodagh Aubry**, New York, NY (US)
- (73) Assignee: **RH US, LLC**, Corte Madera, CA (US)
- (\*\*) Term: **15 Years**
- (21) Appl. No.: **29/630,415**
- (22) Filed: **Dec. 20, 2017**
- (51) **LOC (11) Cl.** ..... **06-01**
- (52) **U.S. Cl.**  
USPC ..... **D6/369**
- (58) **Field of Classification Search**  
USPC ..... D6/334-336, 369, 370, 371, 372, 373,  
D6/374, 716, 716.1, 716.2, 716.4  
CPC .... A47C 5/02; A47C 7/18; A47C 7/24; A47C  
7/282; A47C 7/285; A47C 7/54  
See application file for complete search history.

- D266,639 S \* 10/1982 Thorpe ..... D6/369
- D410,800 S \* 6/1999 Gomez ..... D6/369
- D422,422 S \* 4/2000 Black ..... D6/334
- D601,819 S \* 10/2009 Marin ..... D6/369

\* cited by examiner

*Primary Examiner* — Mimoso De  
(74) *Attorney, Agent, or Firm* — Lewis Roca Rothgerber  
Christie LLP

(57) **CLAIM**

The ornamental design for an armchair, as shown and described.


**DESCRIPTION**

FIG. 1 is a front and right side perspective view of an exemplary armchair showing my new design; FIG. 2 is a front elevation view thereof; FIG. 3 is a right side elevation view thereof, the left side being a mirror image; FIG. 4 is a top plan view thereof; and, FIG. 5 is a rear elevation view thereof. The broken lines show environmental subject matter and form no part of the claimed design.

(56) **References Cited**  
U.S. PATENT DOCUMENTS

- D234,331 S \* 2/1975 Rocchia ..... D6/369
- D239,990 S \* 5/1976 Olko ..... D6/369

**1 Claim, 5 Drawing Sheets**



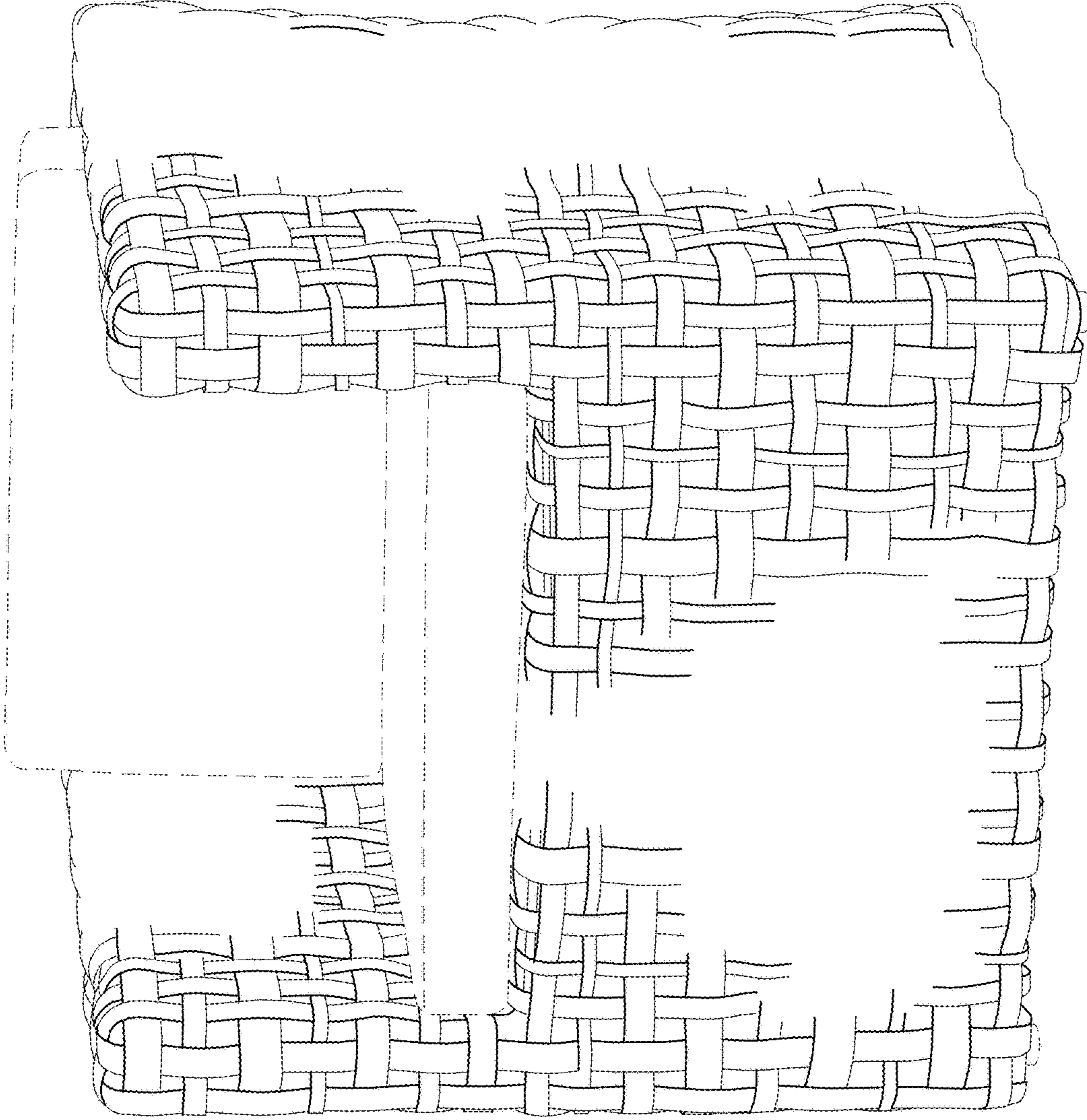


FIG. 1

FIG. 2

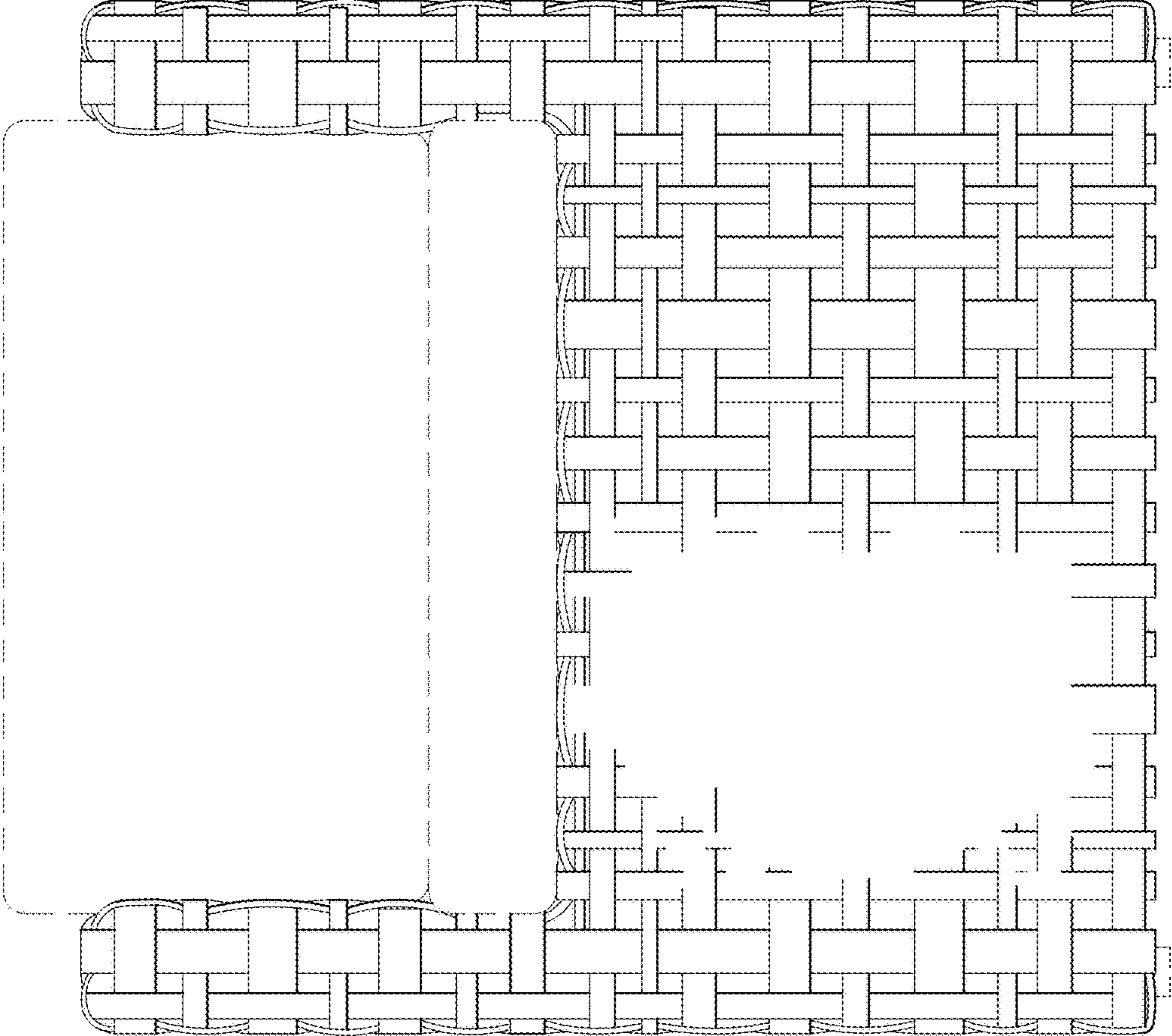


FIG. 3

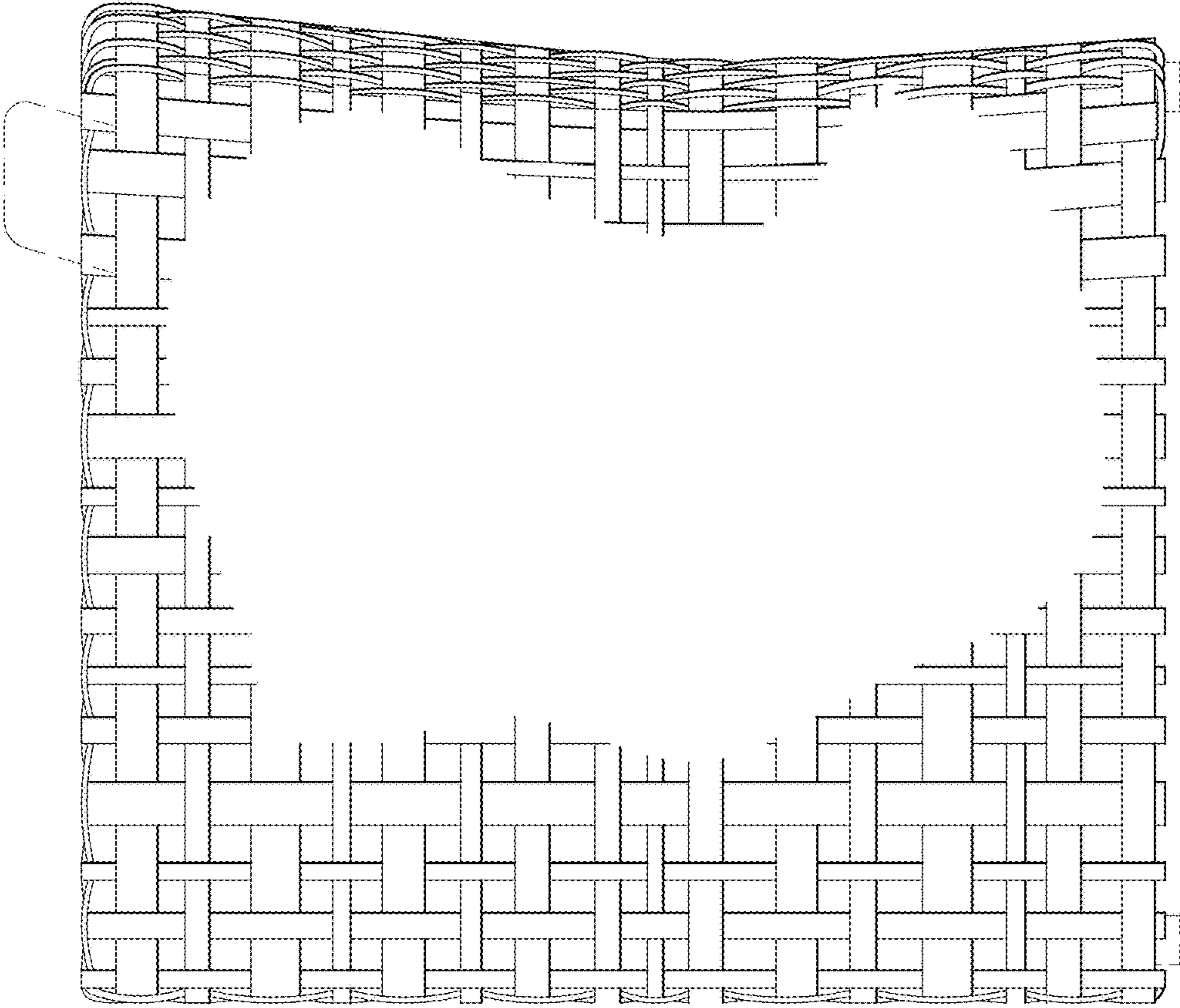


FIG. 4

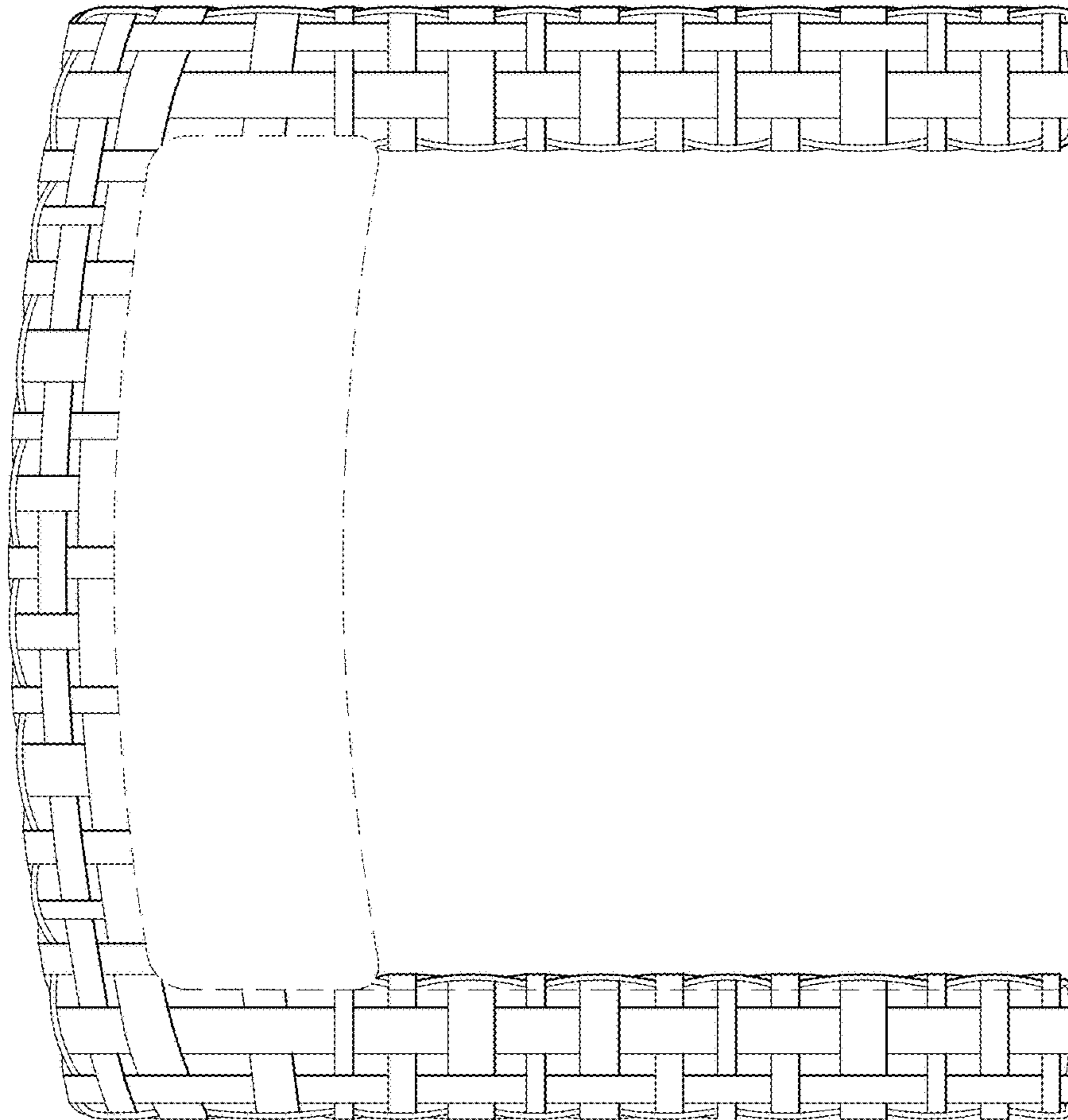


FIG. 5

