



US00D839621S

(12) **United States Design Patent** (10) **Patent No.:** **US D839,621 S**  
**Lauter** (45) **Date of Patent:** **\*\* Feb. 5, 2019**

(54) **VEHICLE SEAT**  
(71) Applicant: **Dr. Ing. h.c. F. Porsche**  
**Aktiengesellschaft, Stuttgart (DE)**  
(72) Inventor: **Katharina Lauter, Remseck-Pattonville**  
**(DE)**  
(73) Assignee: **Dr. Ing. h.c. F. Porsche**  
**Aktiengesellschaft, Stuttgart (DE)**  
(\*\*) Term: **15 Years**  
(21) Appl. No.: **29/615,434**  
(22) Filed: **Aug. 29, 2017**  
(30) **Foreign Application Priority Data**

Mar. 1, 2017 (DE) ..... 40 2017 100 253

(51) **LOC (11) Cl.** ..... **06-04**

(52) **U.S. Cl.**  
USPC ..... **D6/356**

(58) **Field of Classification Search**  
USPC ..... D6/334, 356, 360, 369, 370, 374, 376,  
D6/716, 716.1, 716.2, 716.3, 716.4,  
D6/716.5, 716.7; D21/521, 533, 548  
CPC .... A61H 2201/0149; B60N 2/06; B60N 2/20;  
B60N 2/22; B60N 2/58; B60N 2/68;  
B60N 2/80; B60N 2/643; B60N 2/888;  
B60N 2/859; B60N 2/1615; B60N  
2/7035; B60N 2/42745; B60N 2002/0272;  
B60N 2205/35  
See application file for complete search history.

(56) **References Cited**

**U.S. PATENT DOCUMENTS**

D317,534 S \* 6/1991 Hansel ..... D6/333  
D396,152 S \* 7/1998 Beermann ..... D6/356  
D453,078 S \* 1/2002 Yamazaki ..... D6/356  
D504,579 S \* 5/2005 Beermann ..... D6/356

D506,084 S \* 6/2005 Beermann ..... D6/356  
D574,619 S \* 8/2008 Maezono ..... D6/356  
D587,025 S \* 2/2009 Juraschek  
D591,964 S \* 5/2009 Pohanka ..... D6/356  
8,100,472 B2 \* 1/2012 Humer ..... B60N 2/4228  
297/216.12  
D655,097 S 3/2012 Paetzel  
D657,579 S 4/2012 Klein  
D677,067 S \* 3/2013 Yamanaka ..... D6/356  
D696,035 S 12/2013 Hatter  
D710,119 S 8/2014 Tilscher et al.  
D721,895 S \* 2/2015 Beermann ..... D6/356  
D723,824 S \* 3/2015 Persson ..... D6/356  
D748,925 S \* 2/2016 Paetzel ..... D6/356  
D771,399 S \* 11/2016 Buffery ..... D6/356

(Continued)

**OTHER PUBLICATIONS**

Design U.S. Appl. No. 29/579,834, by Varga, filed Oct. 4, 2016.

(Continued)

*Primary Examiner* — Kevin K Rudzinski

*Assistant Examiner* — Paul D Bohannon

(74) *Attorney, Agent, or Firm* — RatnerPrestia


(57) **CLAIM**

The ornamental design for a vehicle seat, as shown and described.

**DESCRIPTION**

FIG. 1 is a front and right side perspective view of a vehicle seat;  
FIG. 2 is a rear and right side perspective view thereof;  
FIG. 3 is a front elevation view thereof;  
FIG. 4 is a rear elevation view thereof;  
FIG. 5 is an elevation view thereof from the left side; and,  
FIG. 6 is an elevation view thereof from the right side.  
The broken line showing of the vehicle seat is for the purpose of illustrating portions of the vehicle seat and forms no part of the claimed design.

**1 Claim, 6 Drawing Sheets**



(56)

**References Cited**

U.S. PATENT DOCUMENTS

9,637,035 B2 \* 5/2017 Abe ..... B60N 2/646  
D804,205 S \* 12/2017 Godard ..... D6/356  
D805,313 S \* 12/2017 Varga ..... D6/356  
9,849,817 B2 \* 12/2017 Line ..... B60N 2/62  
D808,185 S \* 1/2018 Kondo ..... D6/356  
D817,652 S \* 5/2018 Nunn ..... D6/356  
9,987,959 B2 \* 6/2018 Hayashi ..... B60N 2/80  
D822,397 S \* 7/2018 Waterhouse ..... D6/356  
10,059,226 B2 \* 8/2018 Inoue ..... B60N 2/002  
10,059,232 B2 \* 8/2018 Frye ..... B60N 2/0248  
2008/0088168 A1 \* 4/2008 Beermann ..... B60N 2/20  
297/354.12

OTHER PUBLICATIONS

Design U.S. Appl. No. 29/579,835, by Varga, filed Oct. 4, 2016; and.  
Design U.S. Appl. No. 29/579,837, by Varga, filed Oct. 4, 2016.

\* cited by examiner



FIG. 1



FIG. 2

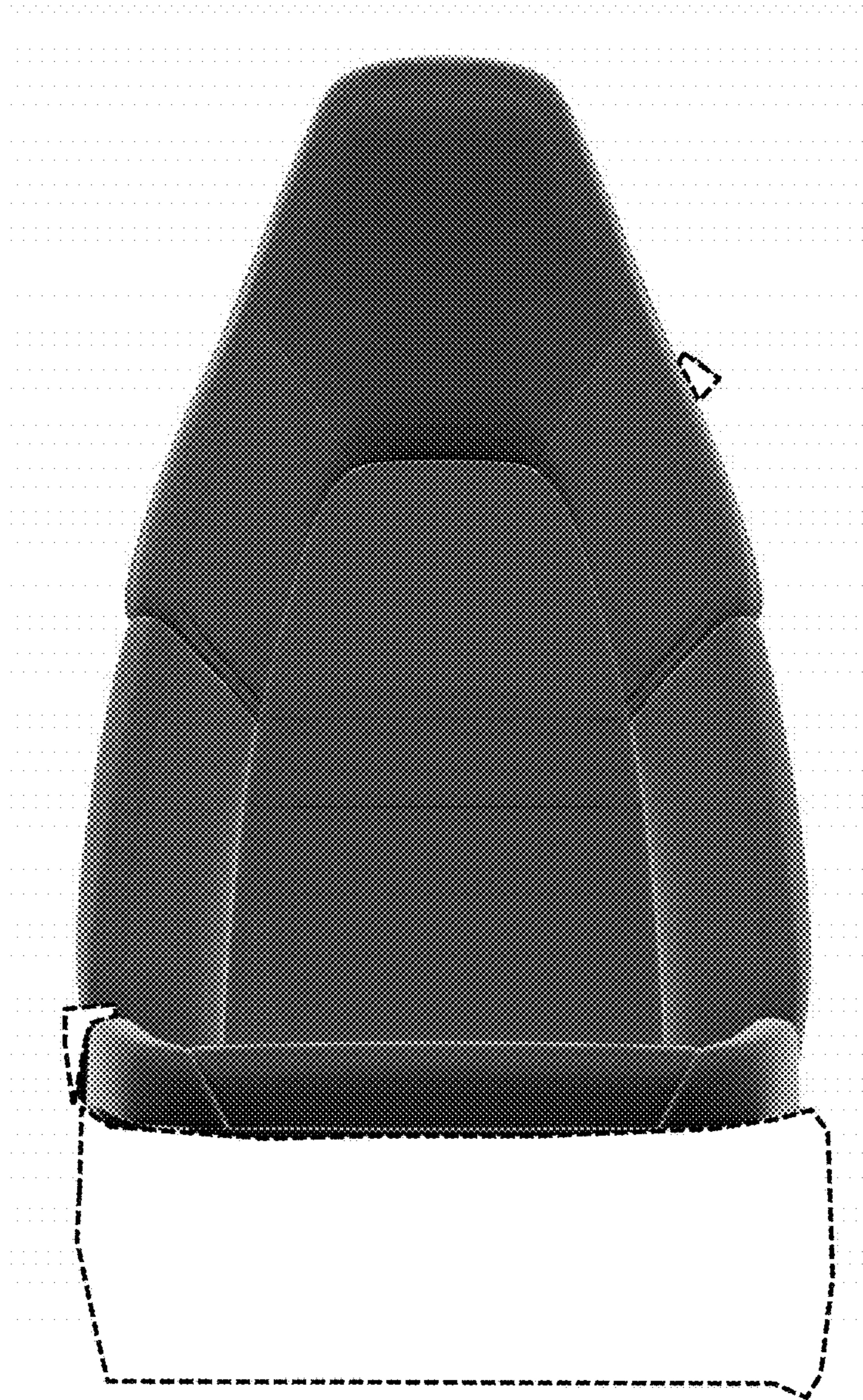


FIG. 3

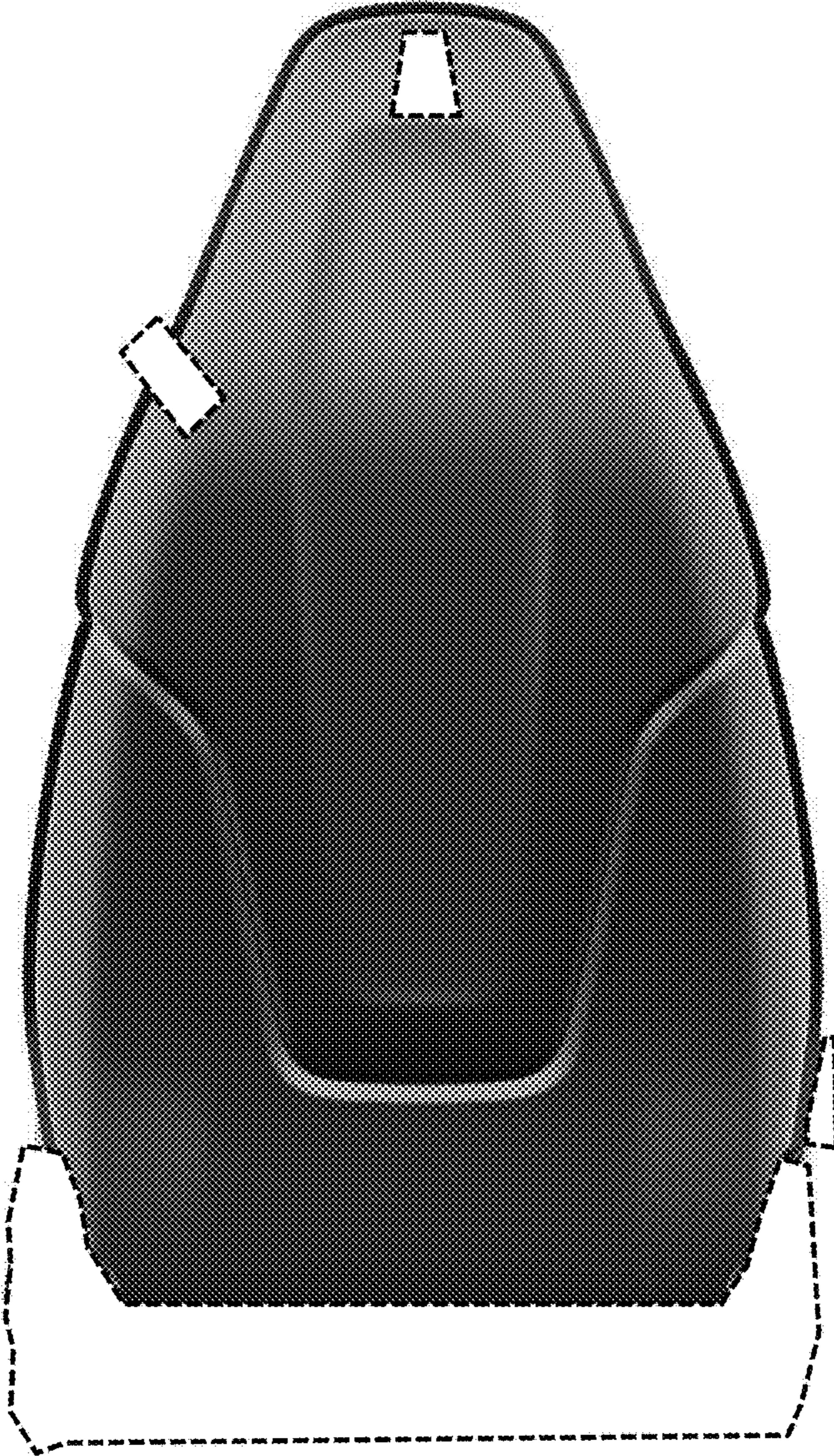


FIG. 4




FIG. 5




FIG. 6