

US00D839614S

(12) **United States Design Patent** (10) **Patent No.:** **US D839,614 S**
Ho (45) **Date of Patent:** **** Feb. 5, 2019**

- (54) **COLLAPSIBLE PLASTIC HOOK FOR PLASTIC GARMENT HANGER**
- (71) Applicant: **Sourcing Solutions International Limited**, Kowloon (HK)
- (72) Inventor: **Leung Ho**, Kowloon (HK)
- (73) Assignee: **Sourcing Solutions International Limited**, Kowloon (HK)
- (**) Term: **15 Years**
- (21) Appl. No.: **29/603,439**
- (22) Filed: **May 9, 2017**
- (51) **LOC (11) Cl.** **06-08**
- (52) **U.S. Cl.**
USPC **D6/328**
- (58) **Field of Classification Search**
USPC D6/315-328; D8/367
CPC A47G 25/32; A47G 25/28; A47G 25/40;
A47G 25/442; A47G 25/743; A47G 25/4023; A47G 25/1457; A47G 25/403;
A47G 25/44; A47G 25/1414; A47G 25/38
See application file for complete search history.

(56) **References Cited**

U.S. PATENT DOCUMENTS

- 881,818 A 3/1908 Morrison
- 2,921,728 A * 1/1960 Cavin A47G 25/325
223/93
- D210,259 S * 2/1968 Holtzman 223/88
- 3,870,206 A * 3/1975 Feinberg A47G 25/32
223/88
- D245,748 S * 9/1977 Ostroll D32/61
- 4,063,670 A 12/1977 Faarbech
- 4,450,639 A * 5/1984 Duester A47G 25/1414
223/85
- 4,951,855 A * 8/1990 Jacobson A47G 25/28
223/88

- 5,085,357 A * 2/1992 Chen A47G 25/4038
223/85
- D409,899 S * 5/1999 Schrader D8/367
- D506,078 S * 6/2005 Leung D6/328
- D509,073 S * 9/2005 Leung D6/328
- D518,653 S 4/2006 de Groot
- D541,537 S 5/2007 Cresap

(Continued)

Primary Examiner — Lauren R Calve

(74) *Attorney, Agent, or Firm* — Schroeder Law PC

(57) **CLAIM**

The ornamental design for a collapsible plastic hook for a plastic garment hanger, as shown and described.

DESCRIPTION

FIG. 1 is a front perspective view of a collapsible plastic hook for a plastic garment hanger hook showing my new design;

FIG. 2 is a front elevation view thereof;

FIG. 3 is a right side elevation view thereof;

FIG. 4 is a rear elevation view thereof;

FIG. 5 is a left side elevation view thereof;

FIG. 6 is a front perspective view thereof showing the collapsible plastic hook in a collapsed position;

FIG. 7 is a top view of the collapsible plastic hook in the collapsed position;

FIG. 8 is a front elevation view of the collapsible plastic hook in the collapsed position;

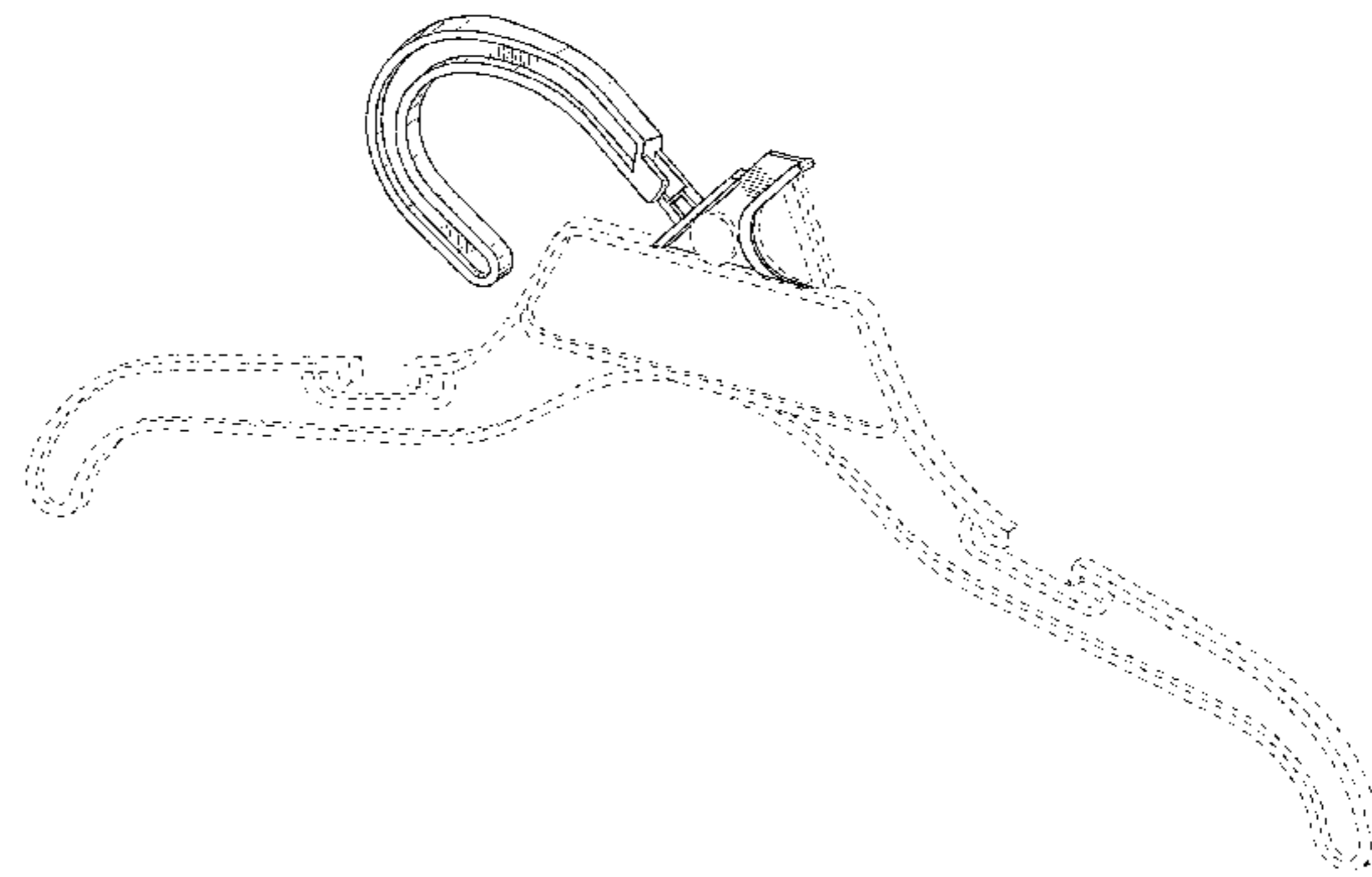

FIG. 9 is a partial enlarged view of the collapsible plastic hook in the collapsed position taken from the broken circle of FIG. 8 and shown from the top view thereof in the direction of Arrow 9;

FIG. 10 is a rear elevation view of the collapsible plastic hook in the collapsed position; and,

FIG. 11 is an enlarged sectional view taken along lines 11-11 of FIG. 10.

The broken lines shown represent unclaimed subject matter and form no part of the claimed design.

1 Claim, 11 Drawing Sheets



(56)

References Cited

U.S. PATENT DOCUMENTS

7,246,729	B2	7/2007	Harvey	
7,249,699	B2	7/2007	Hill	
D605,417	S *	12/2009	Warren	D6/328
D625,113	S *	10/2010	Niccol	D6/328
D627,980	S *	11/2010	Chan	D6/328
7,828,179	B2	11/2010	Spovieri	
7,837,074	B2	11/2010	Rude	
D631,672	S	2/2011	Kaleta	
D649,365	S *	11/2011	Young	D6/318
D650,176	S *	12/2011	Gadsby	D6/315
8,113,393	B2	2/2012	Ho	
8,181,832	B2 *	5/2012	Ho	G09F 3/20 223/85
8,381,952	B2	2/2013	Mainetti	
8,523,026	B2	9/2013	Tseng	
D755,529	S *	5/2016	Schlang	D6/328
9,392,898	B2	7/2016	Tsukada	
9,445,679	B2	9/2016	Hansen	
2009/0127298	A1 *	5/2009	Sprovieri	A47G 25/4023 223/94
2011/0284597	A1 *	11/2011	Kaleta	A47G 25/4023 223/85
2013/0200113	A1 *	8/2013	Tashkin	A47G 25/32 223/85
2013/0299527	A1 *	11/2013	Mazyck	A47G 25/16 223/88
2014/0252048	A1 *	9/2014	Mainetti	A47G 25/40 223/85
2015/0297012	A1	10/2015	Yamada	
2016/0088965	A1 *	3/2016	Hansen	A47G 25/32 223/85
2017/0000278	A1 *	1/2017	Hansen	A47G 25/40

* cited by examiner

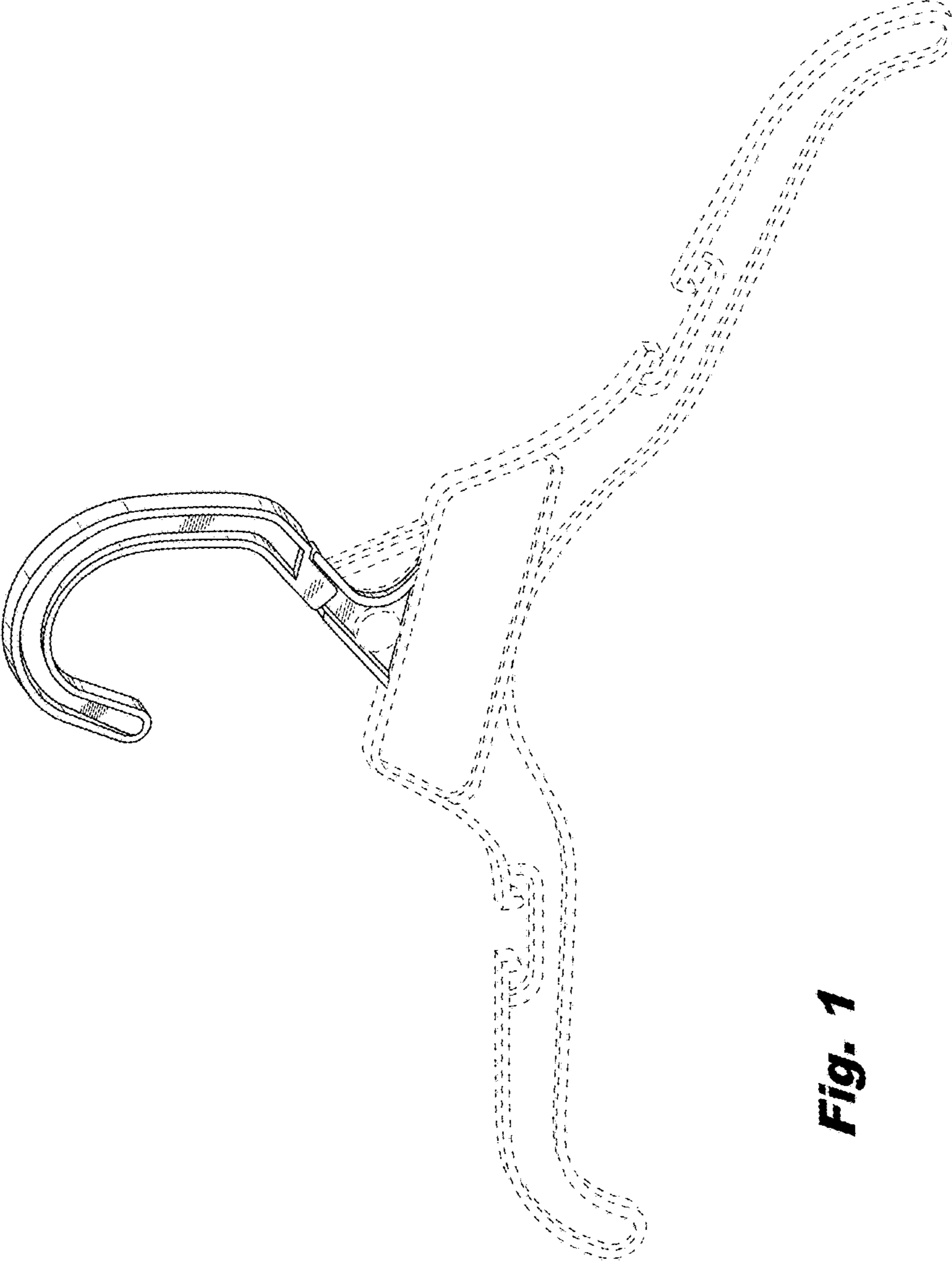


Fig. 1

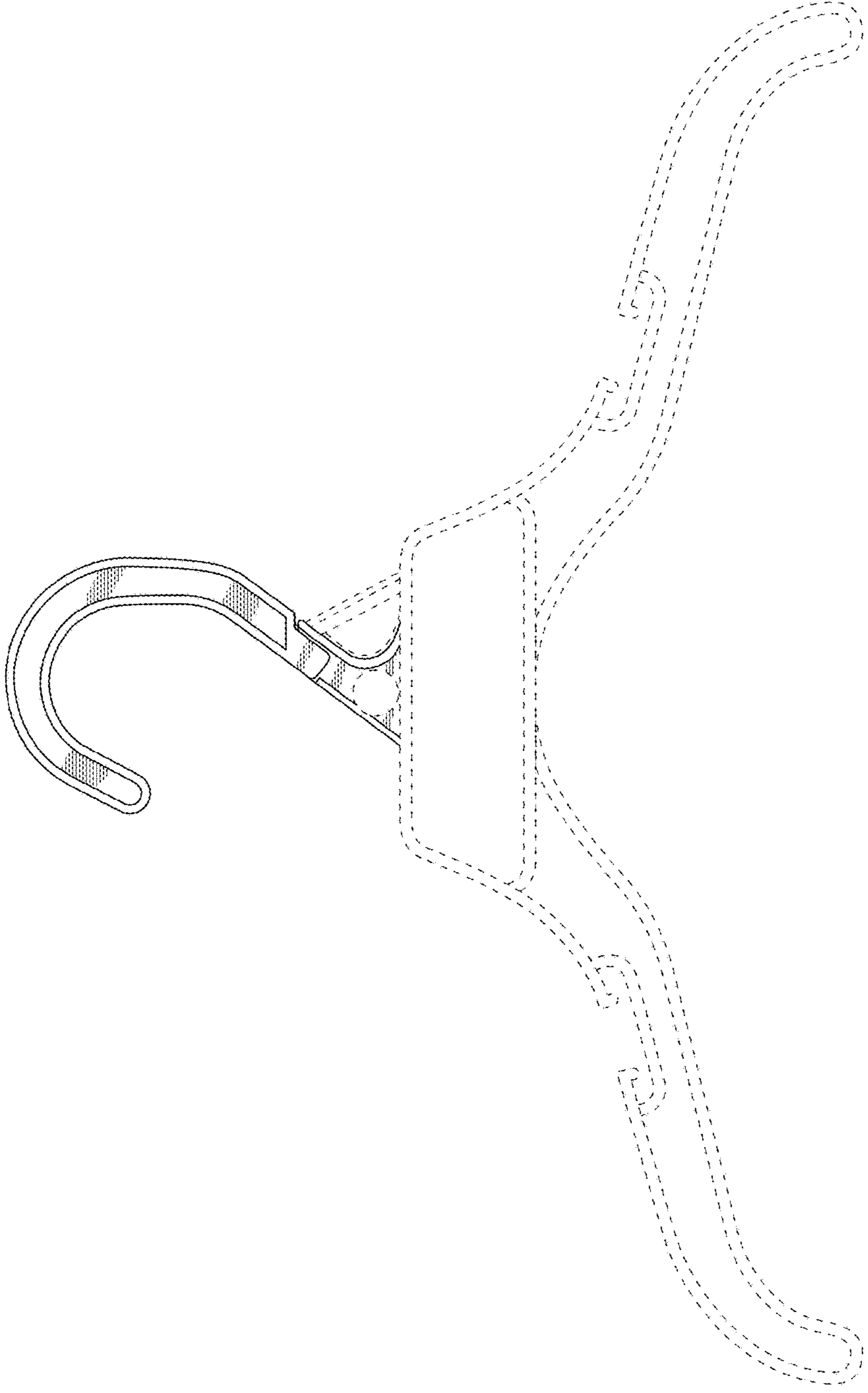


Fig. 2

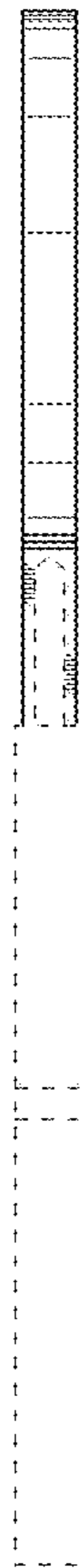


Fig. 3




Fig. 4




Fig. 5

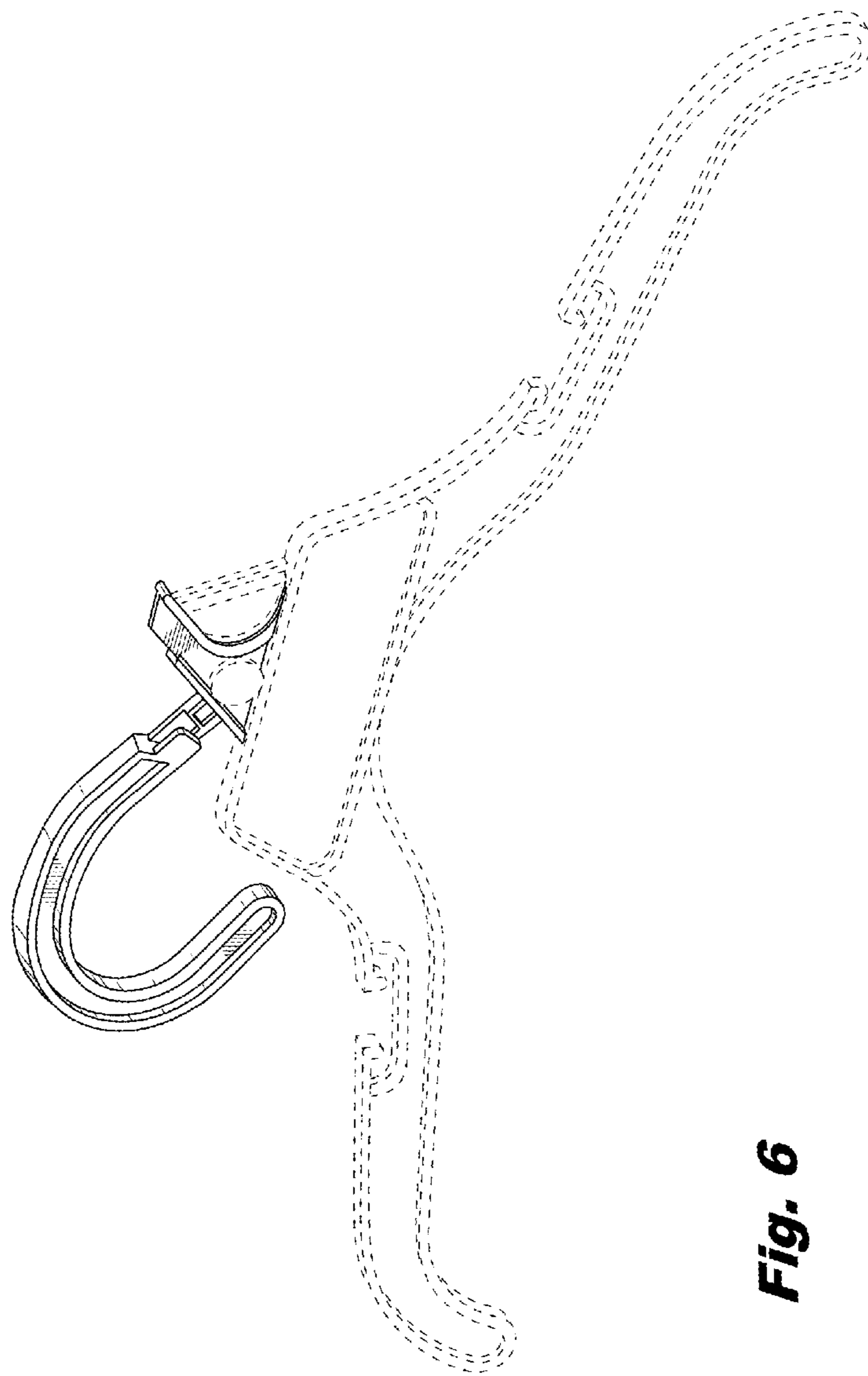


Fig. 6



Fig. 7

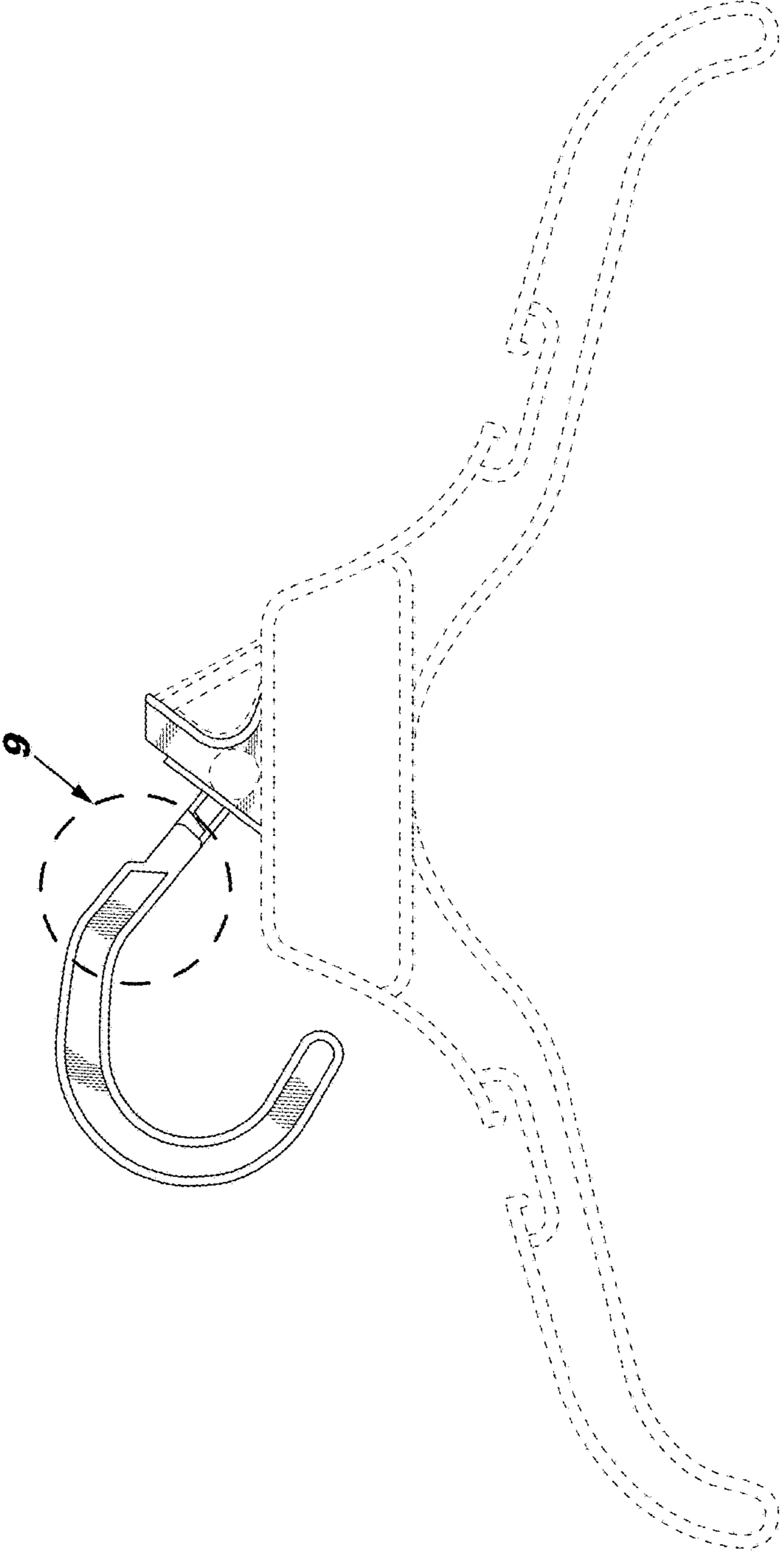


Fig. 8



Fig. 9

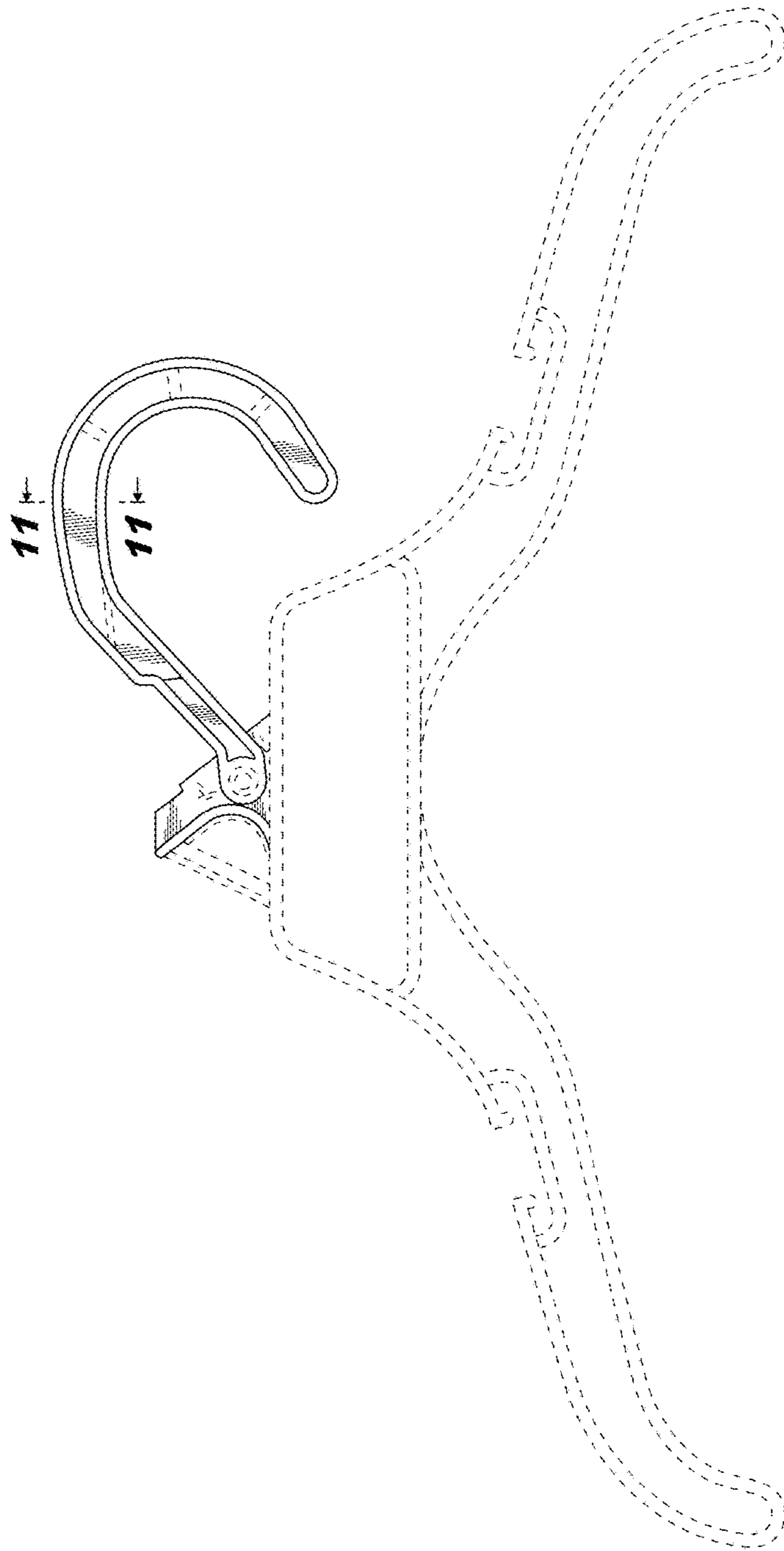


Fig. 10

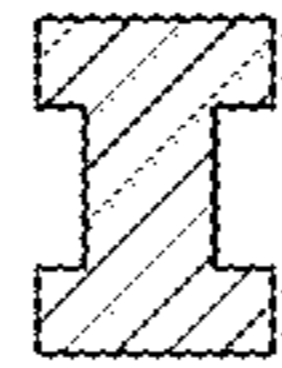


Fig. 11