



US00D839612S

(12) **United States Design Patent** (10) **Patent No.:** **US D839,612 S**  
**Lee** (45) **Date of Patent:** **\*\* Feb. 5, 2019**

(54) **HANGER**

(71) Applicant: **Seung Hwan Lee**, Seoul (KR)

(72) Inventor: **Seung Hwan Lee**, Seoul (KR)

(\*\*) Term: **15 Years**

(21) Appl. No.: **29/605,096**

(22) Filed: **May 23, 2017**

(30) **Foreign Application Priority Data**

Mar. 28, 2017 (KR) ..... 30-2017-0014368

(51) **LOC (11) Cl.** ..... **06-08**

(52) **U.S. Cl.**  
USPC ..... **D6/318**

(58) **Field of Classification Search**  
USPC ..... D6/315-328  
CPC ..... A47G 25/28; A47G 25/38; A47G 25/14;  
A47G 25/442; A47G 25/483; A47G  
25/485; A47G 25/4023; Y10S 223/04;  
A47F 5/0006  
See application file for complete search history.

(56) **References Cited**

U.S. PATENT DOCUMENTS

- 2,435,301 A \* 2/1948 Wingate ..... A47G 25/4023  
223/94
- 2,724,533 A \* 11/1955 Hansen ..... A47G 25/4053  
223/94
- 3,171,576 A \* 3/1965 Graham ..... A47G 25/32  
223/88
- 4,988,021 A \* 1/1991 Adams ..... A47G 25/4023  
223/85
- 6,540,121 B1 \* 4/2003 Harvey ..... A47G 25/4023  
223/85
- 7,036,696 B2 \* 5/2006 Lam ..... A47G 25/4023  
223/94
- D604,516 S \* 11/2009 Scott ..... D6/317

- D631,672 S \* 2/2011 Kaleta ..... D6/318
- D654,704 S \* 2/2012 Hanson ..... D6/317
- D796,852 S \* 9/2017 Iliev ..... D6/318
- 2006/0054646 A1 \* 3/2006 Nathanmanna .... A47G 25/4023  
223/89
- 2007/0158374 A1 \* 7/2007 Chan ..... A47G 25/4023  
223/85
- 2009/0127298 A1 \* 5/2009 Sprovieri ..... A47G 25/4023  
223/94
- 2010/0059557 A1 \* 3/2010 Temali ..... A47G 25/4023  
223/94
- 2011/0139832 A1 \* 6/2011 Camp ..... A47G 25/18  
223/85
- 2011/0259927 A1 \* 10/2011 Lagzdins ..... A47G 25/32  
223/86

\* cited by examiner

*Primary Examiner* — Lauren R Calve

(74) *Attorney, Agent, or Firm* — Lewis Roca Rothgerber  
Christie LLP

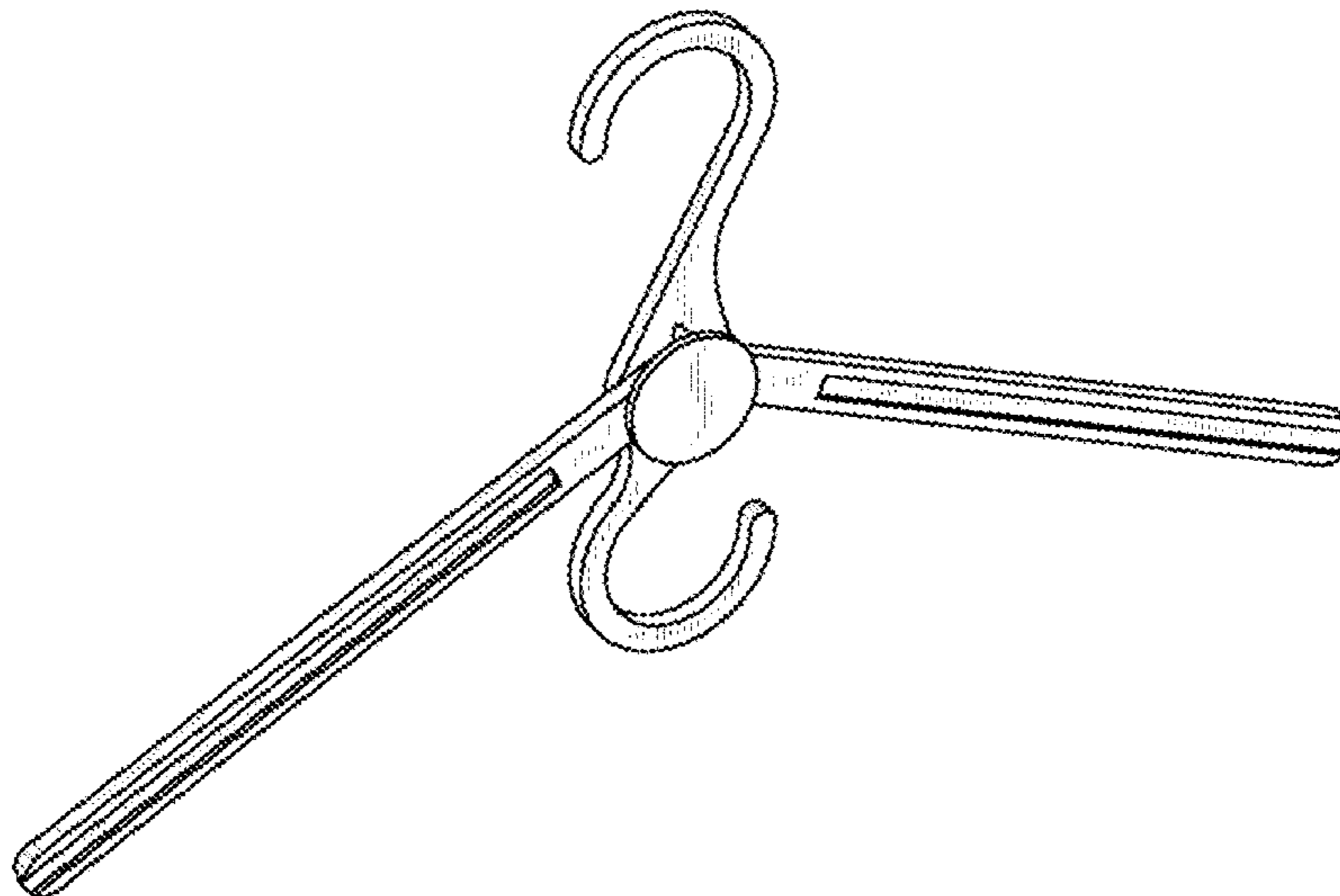
(57) **CLAIM**

The ornamental design for a hanger, as shown and described.

**DESCRIPTION**

FIG. 1 is a perspective view of a hanger in a first configuration;  
 FIG. 2 is a front view thereof;  
 FIG. 3 is a rear view thereof;  
 FIG. 4 is a left-side view thereof;  
 FIG. 5 is a right-side view thereof;  
 FIG. 6 is a top view thereof;  
 FIG. 7 is a bottom view thereof; and,  
 FIG. 8 is a front view of the hanger in a second configuration.  
 The broken lines shown represent subject matter that forms no part of the claimed design.

**1 Claim, 8 Drawing Sheets**



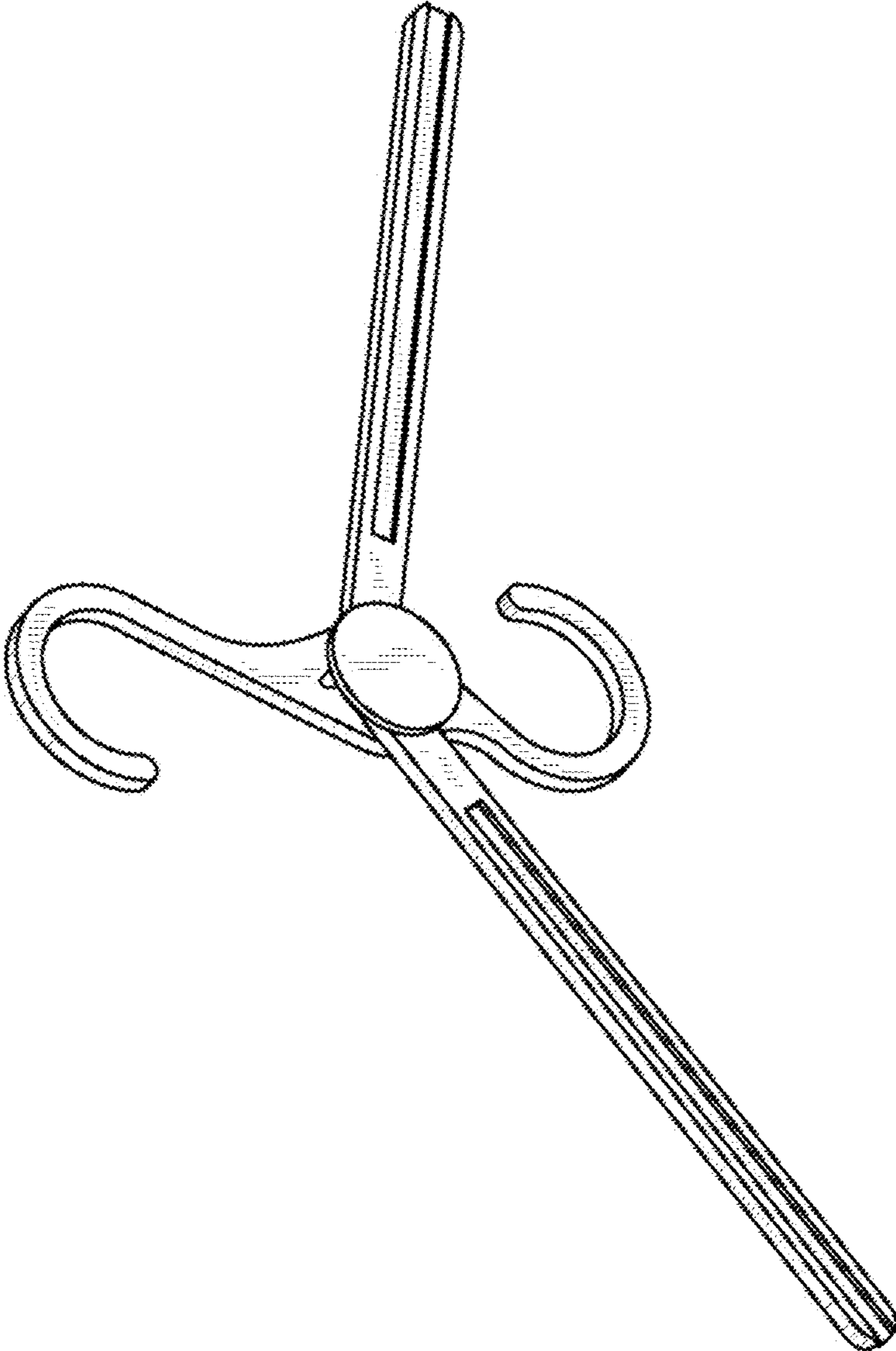


FIG. 1

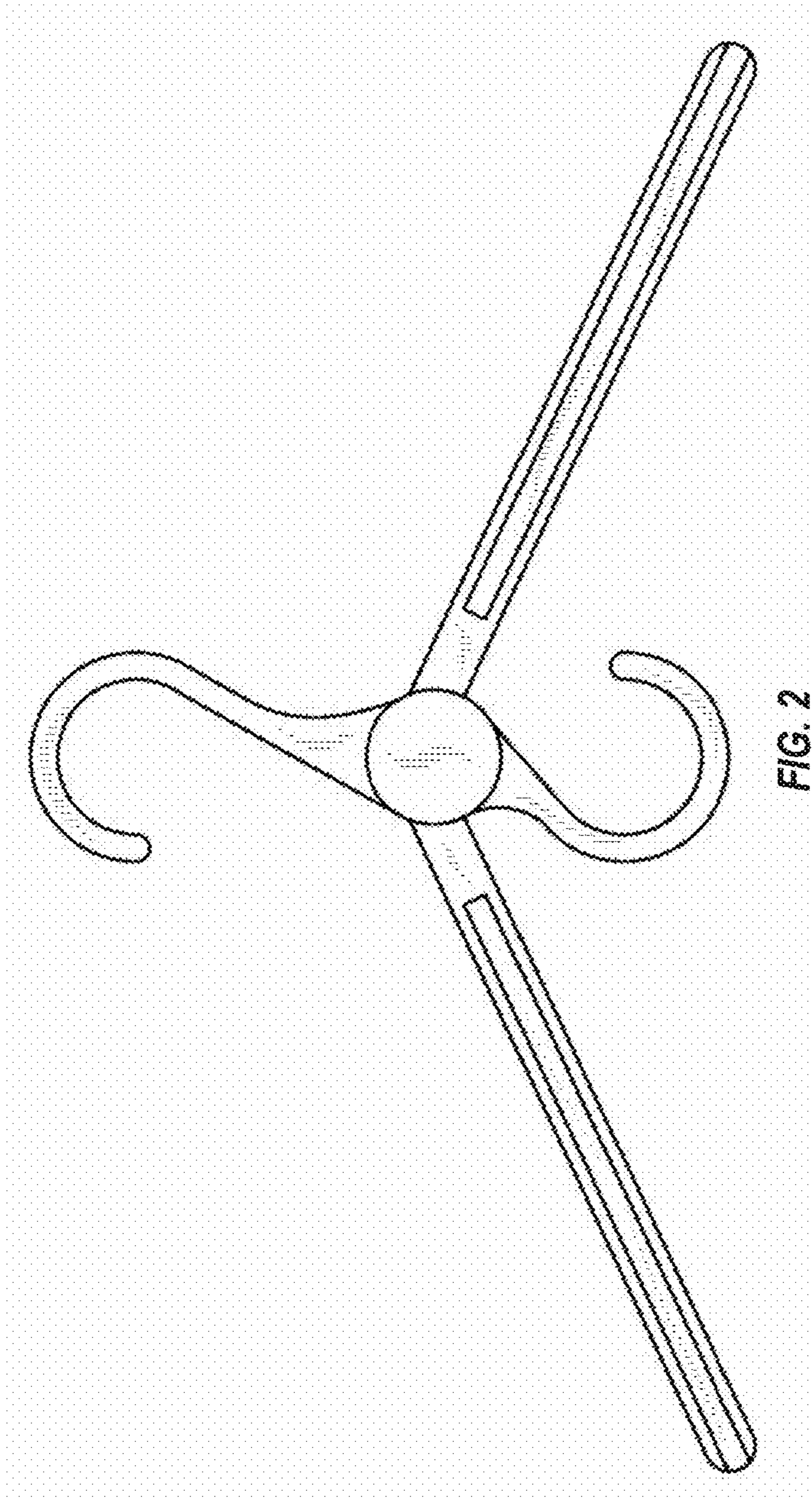


FIG. 2

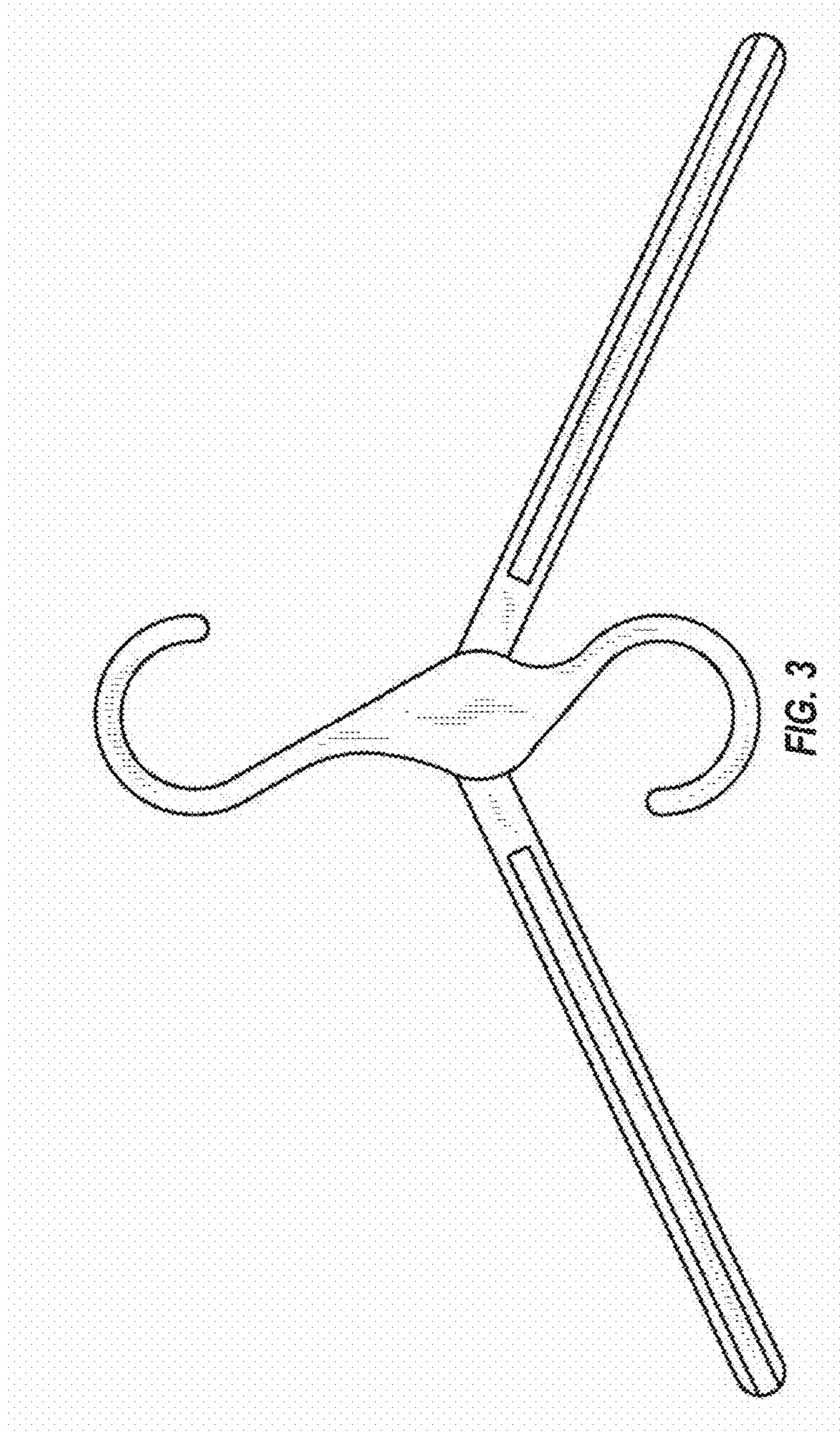




FIG. 4



FIG. 5



FIG. 6



FIG. 7



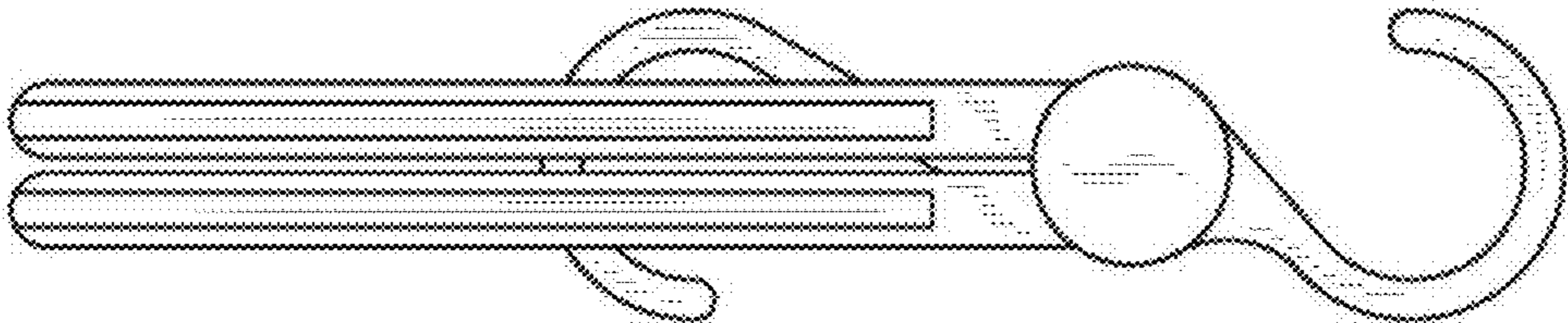


FIG. 8