



US00D839586S

(12) **United States Design Patent** (10) **Patent No.:** **US D839,586 S**
Li (45) **Date of Patent:** **** Feb. 5, 2019**

(54) **VANITY CASES**
(71) Applicant: **Zhuoshu Li**, Guangdong (CN)
(72) Inventor: **Zhuoshu Li**, Guangdong (CN)
(**) Term: **15 Years**
(21) Appl. No.: **29/614,230**
(22) Filed: **Aug. 17, 2017**
(51) **LOC (11) Cl.** **03-02**
(52) **U.S. Cl.**
USPC **D3/205**
(58) **Field of Classification Search**
USPC D3/205, 206, 315-317
CPC A45C 11/00
See application file for complete search history.

(56) **References Cited**
U.S. PATENT DOCUMENTS
2,000,302 A * 5/1935 Solomon A45C 11/008
132/312
2,143,062 A * 1/1939 Ericson A45C 11/008
190/109
2,556,066 A * 6/1951 Cline A45C 11/008
190/111
2,778,397 A * 1/1957 Carrasco B42D 5/005
190/119

D396,750 S * 8/1998 Slater D3/284
6,183,133 B1 * 2/2001 Roegner A45C 3/00
150/113
D449,158 S * 10/2001 Banks D3/205
D455,005 S * 4/2002 Wolf D3/205
D461,046 S * 8/2002 Cohen D3/205
D632,079 S * 2/2011 Spencer D3/301
D723,804 S * 3/2015 Coleman D3/301
D790,211 S * 6/2017 Constantini D3/205
D811,723 S * 3/2018 Chen D3/206

* cited by examiner

Primary Examiner — Charles D Hanson

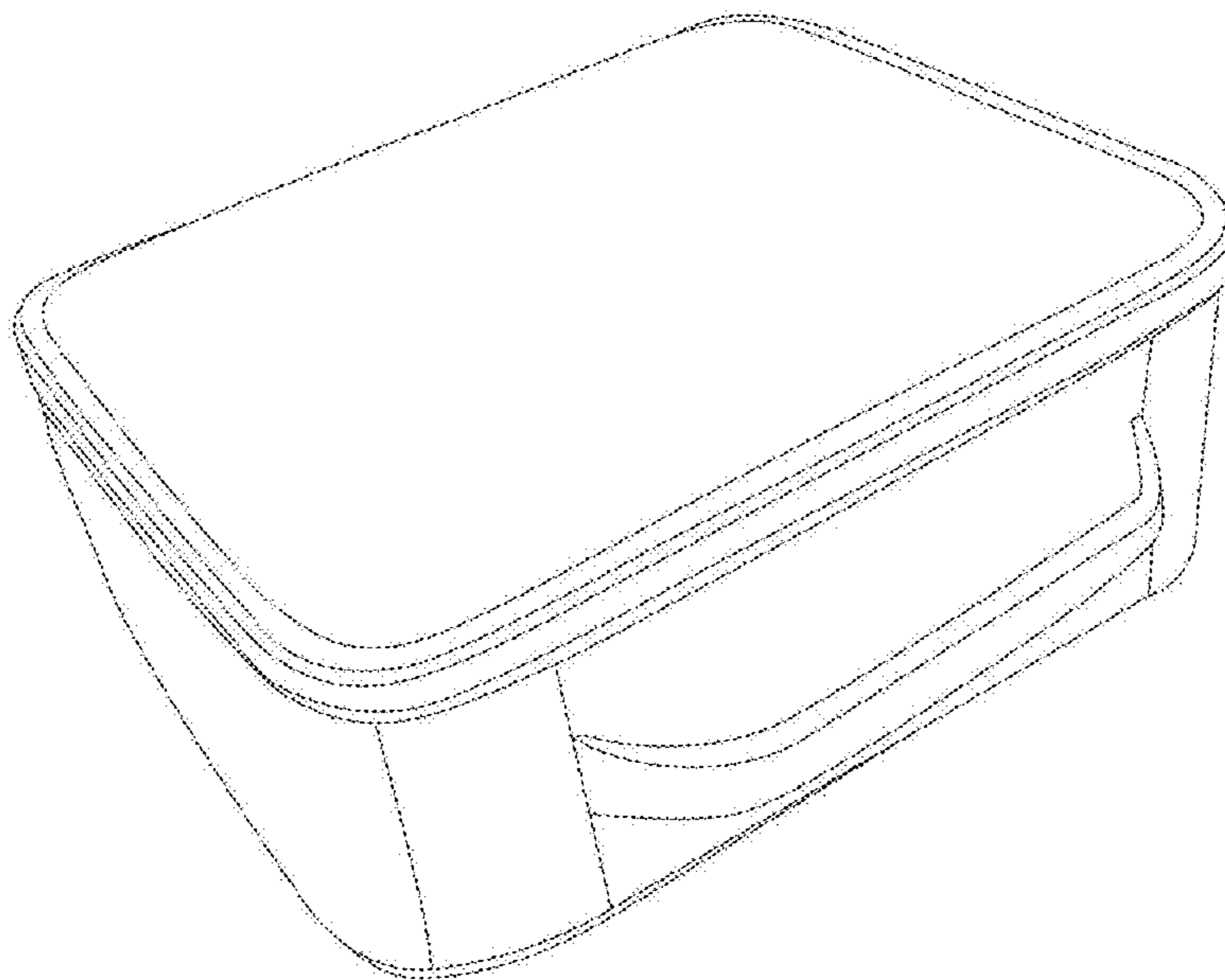
(57) **CLAIM**

The ornamental design for vanity cases, as shown and described.

DESCRIPTION

FIG. 1 is a perspective view of vanity cases showing my new design;
FIG. 2 is a front elevational view thereof;
FIG. 3 is a rear elevational view thereof;
FIG. 4 is a left side elevational view thereof;
FIG. 5 is a right side elevational view thereof;
FIG. 6 is a top plan view thereof;
FIG. 7 is a bottom plan view thereof; and,
FIG. 8 is another perspective view thereof, showing the status while in use.

1 Claim, 8 Drawing Sheets



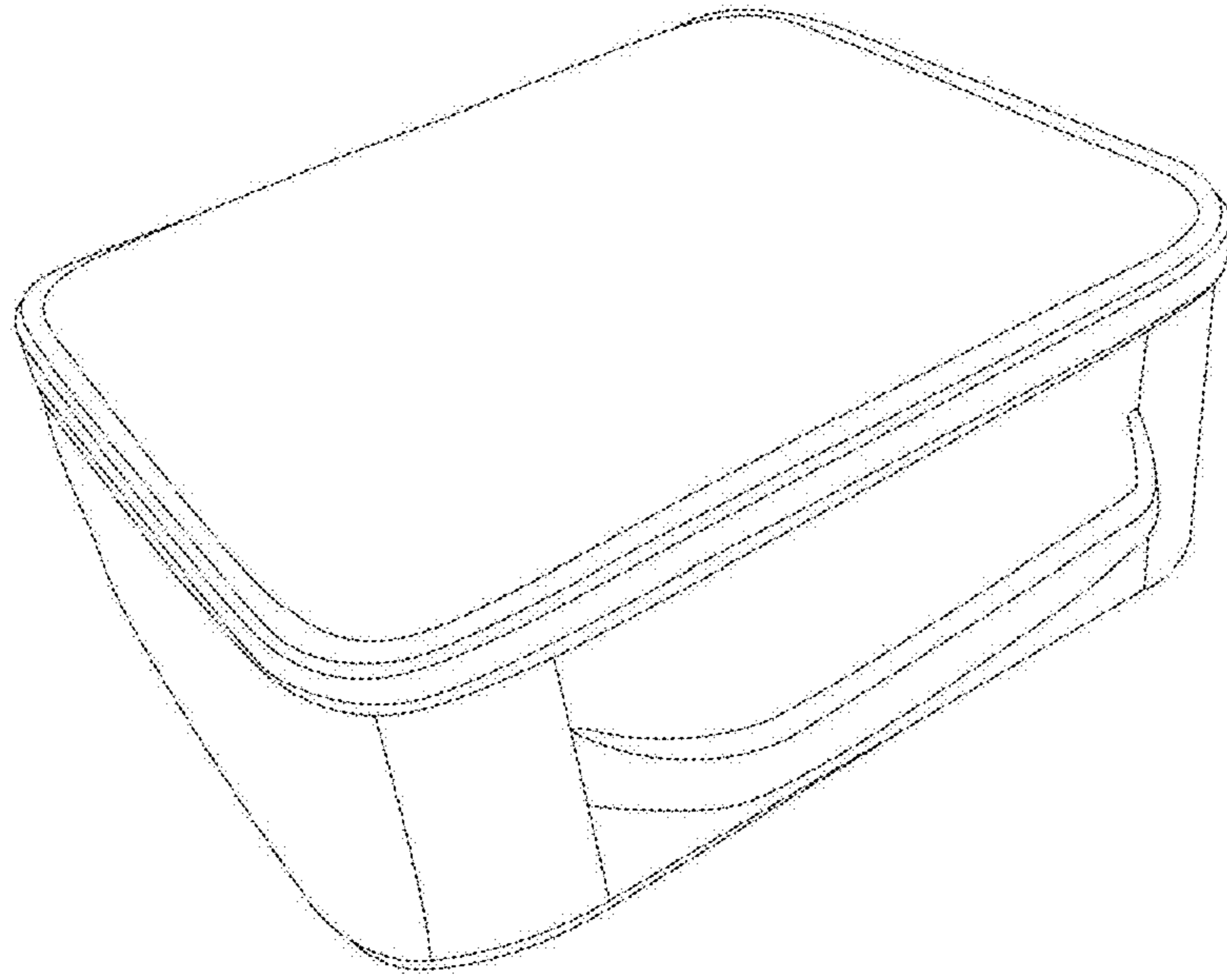


FIG.1




FIG.2




FIG.3




FIG.4




FIG.5




FIG.6




FIG.7

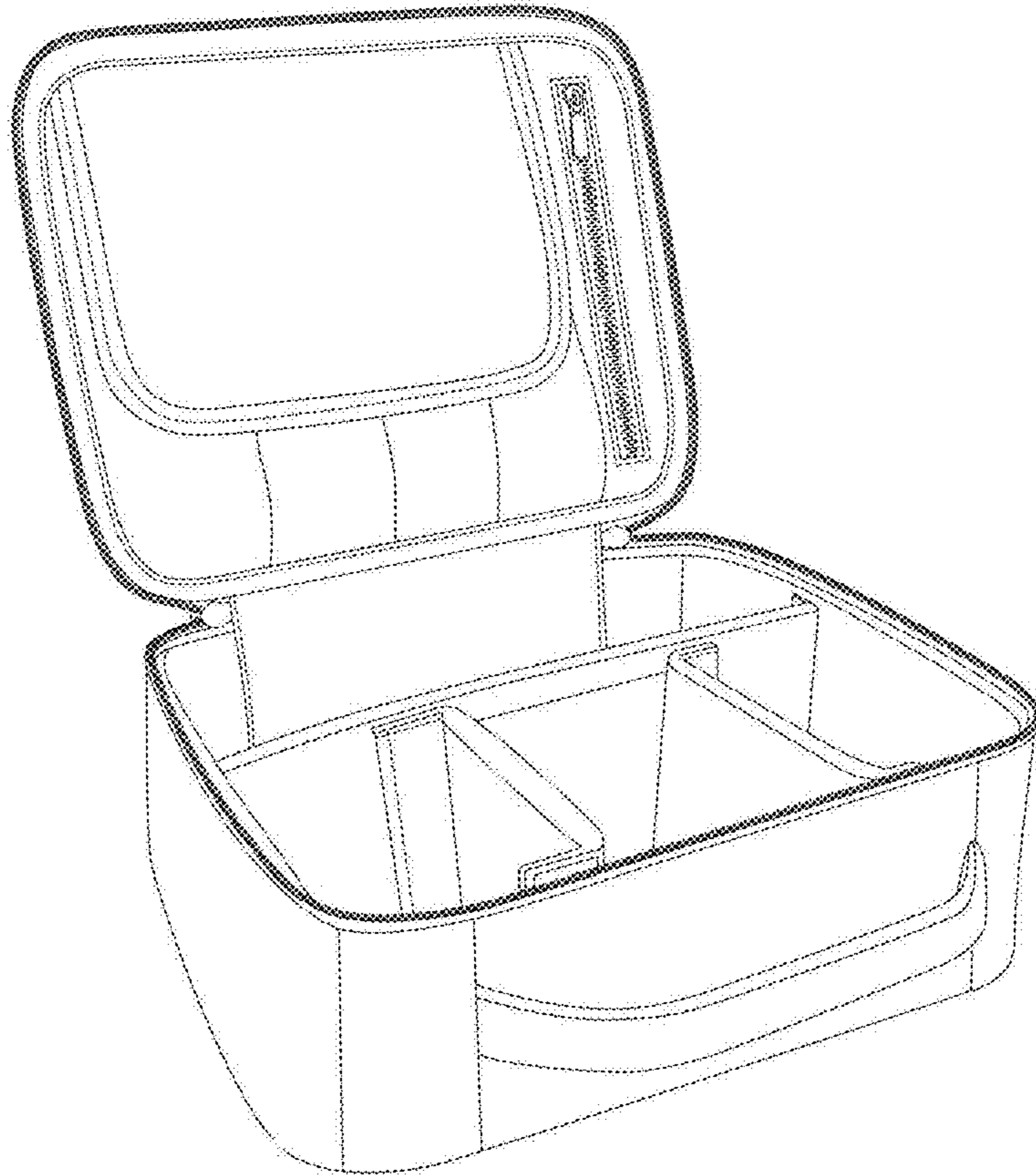


FIG.8