



US00D839577S

(12) **United States Design Patent** (10) **Patent No.:** **US D839,577 S**
Prochmann (45) **Date of Patent:** **** Feb. 5, 2019**

- (54) **SHOE UPPER**
- (71) Applicant: **Dynasty Footwear, Ltd.**, El Segundo, CA (US)
- (72) Inventor: **Jose Prochmann**, Los Angeles, CA (US)
- (73) Assignee: **Dynasty Footwear, Ltd.**, El Segundo, CA (US)
- (**) Term: **15 Years**
- (21) Appl. No.: **29/630,641**
- (22) Filed: **Dec. 21, 2017**

Related U.S. Application Data

- (62) Division of application No. 29/528,490, filed on May 28, 2015, now Pat. No. Des. 809,280.
- (51) **LOC (11) Cl.** **02-04**
- (52) **U.S. Cl.**
USPC **D2/969**; D2/946
- (58) **Field of Classification Search**
USPC D6/601, 607, 610, 611; D11/200–237,
D11/77, 97; D2/896–900, 909–912, 946,
D2/969–972, 976
CPC A44B 1/14; A43B 3/0078; A43B 23/24;
A43B 7/20; A43B 3/08
See application file for complete search history.

(56) **References Cited**

U.S. PATENT DOCUMENTS

- 387,119 A * 7/1888 Stevens A43B 7/20
36/89
- 895,522 A 8/1908 Weil
- 1,640,665 A * 8/1927 Muscente A43B 3/0078
2/245
- D84,116 S 3/1931 Smith
- D206,146 S 11/1966 Hendershot
- D283,990 S 5/1986 Davidson

- D287,782 S * 1/1987 Palacio 36/136
 - 5,136,726 A * 8/1992 Kellin A41D 27/08
2/115
 - D333,031 S * 2/1993 Devezin D2/972
 - D342,819 S * 1/1994 Serna D2/972
- (Continued)

OTHER PUBLICATIONS

Prosecution history of parent U.S. Appl. No. 29/528,490.

Primary Examiner — Rashida C. Walshon

(74) *Attorney, Agent, or Firm* — Joseph G. Swan, P.C.

(57) **CLAIM**

The ornamental design for a shoe upper, as shown and described.

DESCRIPTION

FIG. 1 is a side elevational view of the shoe upper according to a first embodiment of the present invention.

FIG. 2 is a perspective view of the shoe upper according to the first embodiment.

FIG. 3 is a side elevational view of the shoe upper according to a second embodiment of the present invention.

FIG. 4 is a perspective view of the shoe upper according to the second embodiment.

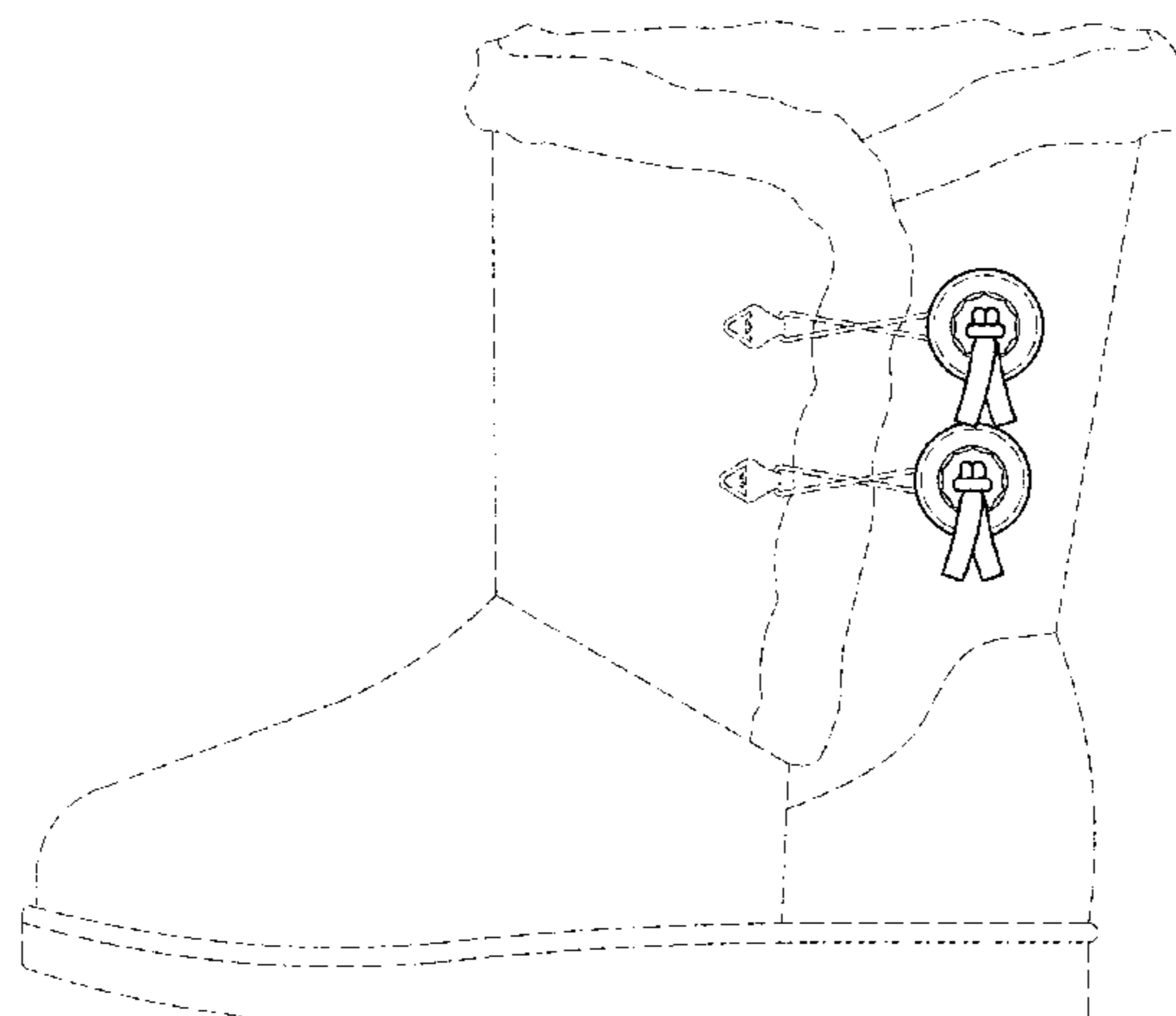
FIG. 5 is a side elevational view of the shoe upper according to a third embodiment of the present invention.

FIG. 6 is a perspective view of the shoe upper according to the third embodiment.

FIG. 7 is a side elevational view of the shoe upper according to a fourth embodiment of the present invention; and, FIG. 8 is a perspective view of the shoe upper according to the fourth embodiment.

The circles shown in broken lines within the solid-line circular design elements form no part of the claimed design. The other broken lines illustrate environment and also form no part of the claimed design.

1 Claim, 8 Drawing Sheets



(56)

References Cited

U.S. PATENT DOCUMENTS

D345,448 S * 3/1994 Selbiger D2/912
D351,934 S 11/1994 Devoe
D394,140 S * 5/1998 Loverin A43B 7/20
D2/946
D394,822 S 6/1998 Swenson et al.
D403,848 S * 1/1999 Collias D2/962
D420,504 S * 2/2000 Avar D2/972
D426,943 S * 6/2000 Hernandez D2/946
D428,550 S * 7/2000 Hernandez D2/946
D428,687 S * 8/2000 Hernandez D2/946
D434,214 S * 11/2000 Burns D2/976
D446,837 S * 8/2001 Tate D21/794
D460,857 S 7/2002 Milroy
D482,853 S * 12/2003 Peabody D2/962
D535,810 S 1/2007 Simpson et al.
D547,034 S * 7/2007 Choi D2/946
D573,329 S 7/2008 Loverin
D591,037 S 4/2009 Ghee
D648,927 S 11/2011 Wolff
D649,340 S 11/2011 Plekker et al.
D677,045 S 3/2013 Voskuil
D715,527 S * 10/2014 Goldman D2/946
D730,637 S 6/2015 Maddocks
D743,160 S * 11/2015 Wise D2/976
D744,226 S * 12/2015 Wise D2/976
D746,039 S 12/2015 Kolumber
D751,281 S * 3/2016 Nickel D2/978
D781,178 S 3/2017 Harpole

* cited by examiner

FIG. 1

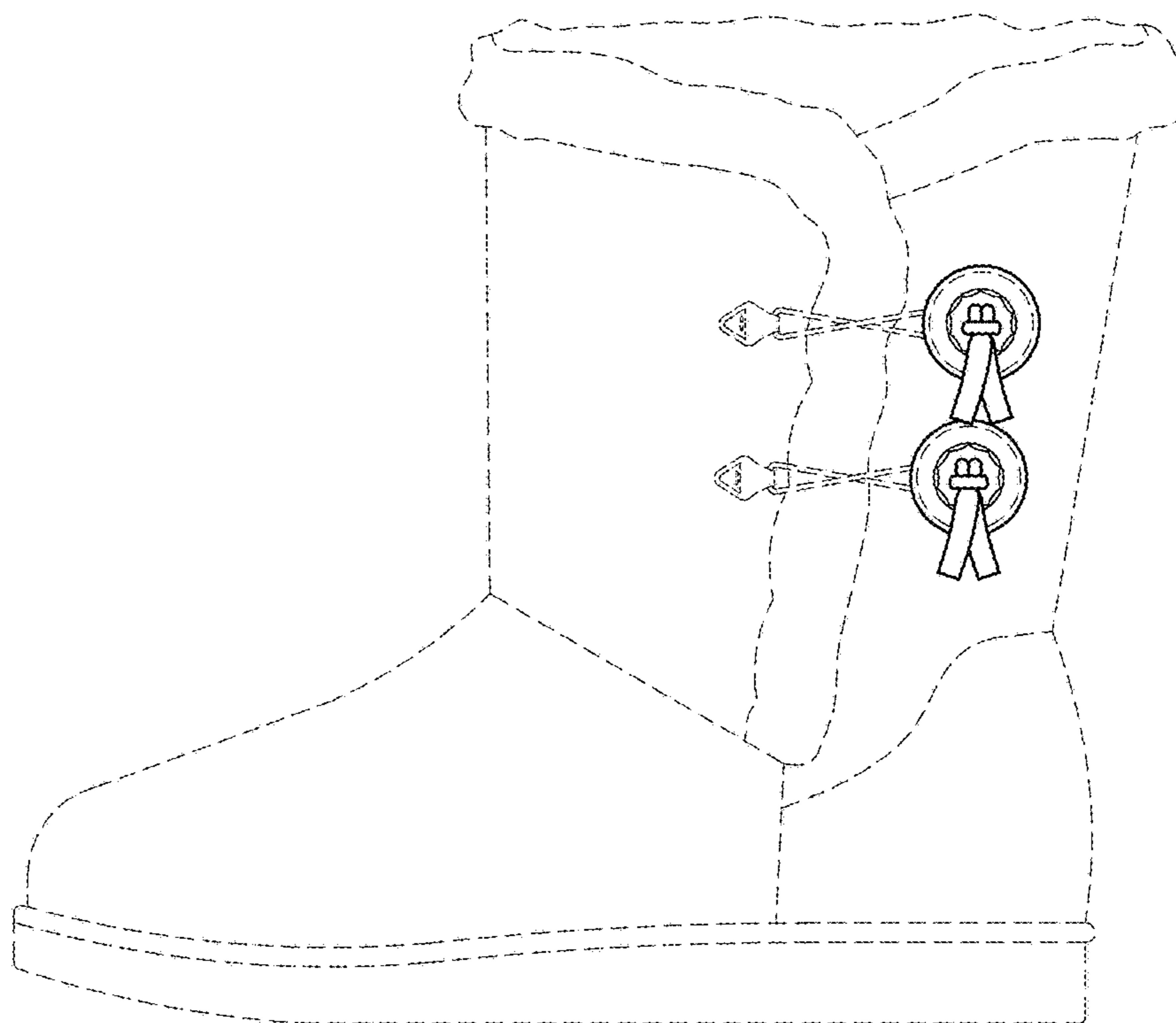


FIG. 2



FIG. 3

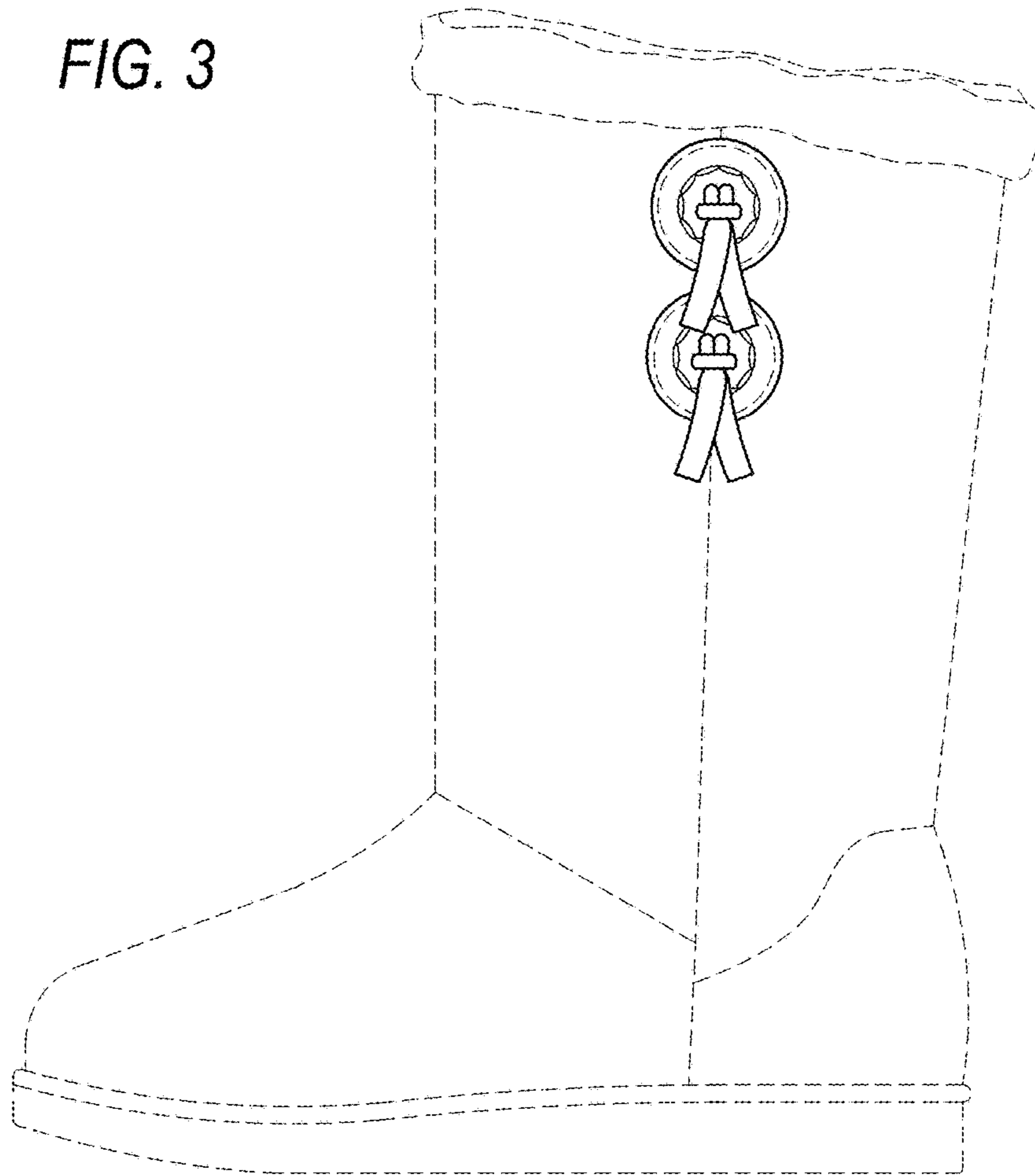


FIG. 4

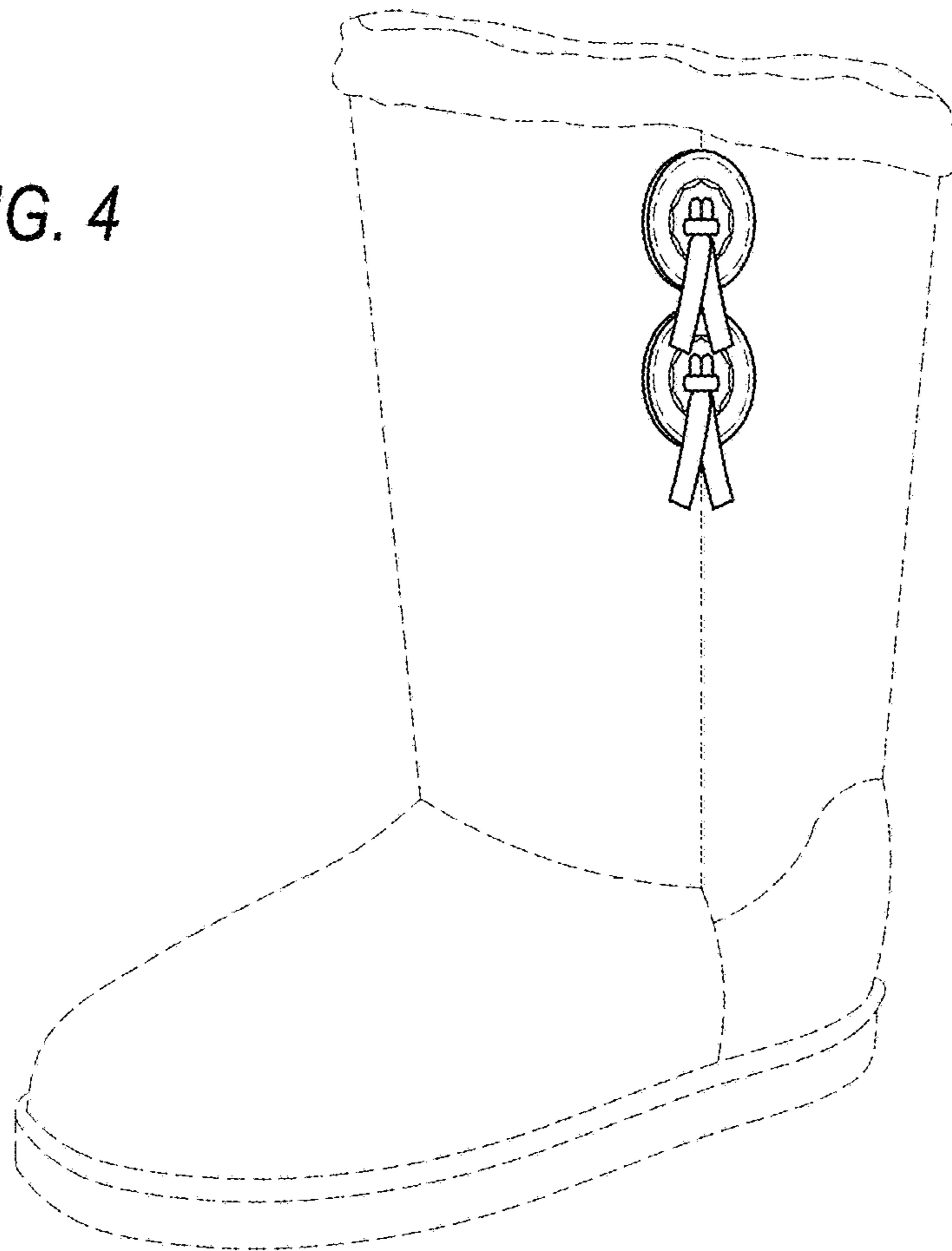


FIG. 5

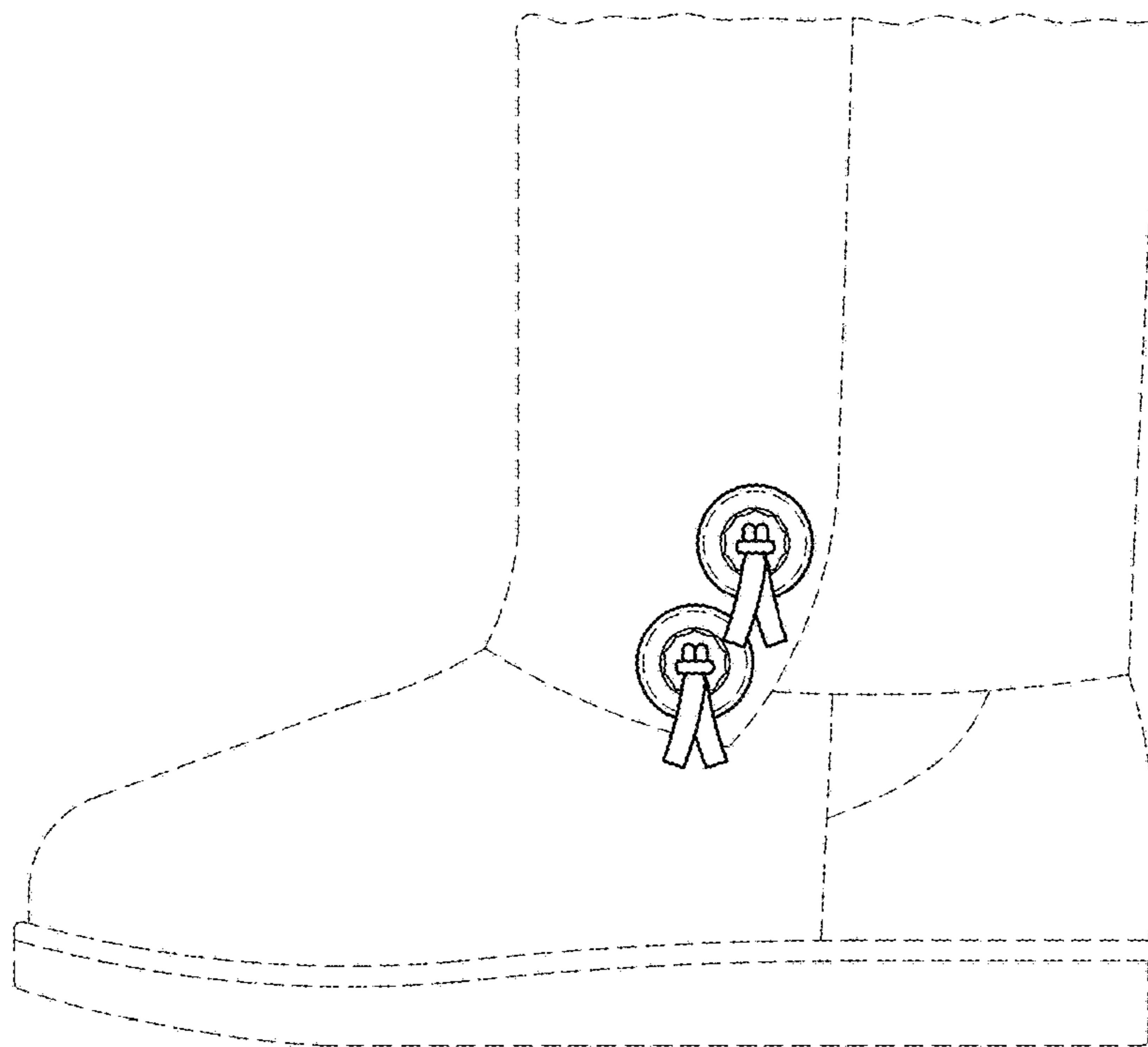


FIG. 6



FIG. 7

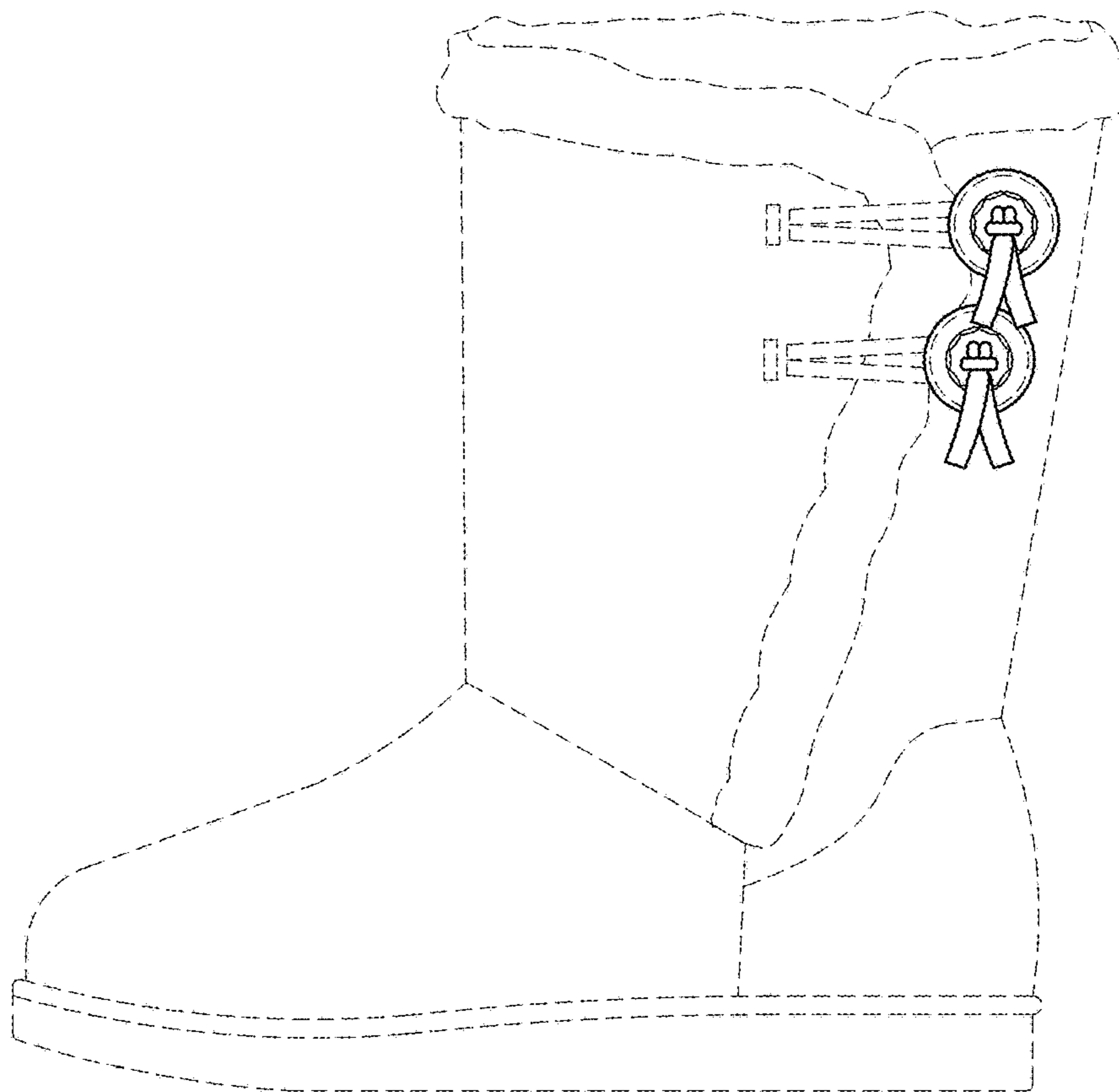


FIG. 8

