



US00D839495S

(12) **United States Design Patent** (10) **Patent No.:** **US D839,495 S**
Mauro (45) **Date of Patent:** **** Jan. 29, 2019**

(54) **HORSE BOOT** 6,076,339 A * 6/2000 Chang A01K 13/006
54/23
(71) Applicant: **ACAVALLO S.R.L.**, Lonato Del Garda D440,363 S * 4/2001 Ford D30/147
(BS) (IT) 6,662,537 B1 * 12/2003 Wilson A01K 13/007
168/18
(72) Inventor: **Benetti Mauro**, Brescia (IT) 7,762,048 B1 * 7/2010 LeCompte A01K 13/007
168/2
(73) Assignee: **ACAVALLO S.R.L.**, Lonato Del Garda 7,818,952 B1 * 10/2010 LeCompte A01K 13/007
(IT) 168/18
(**) Term: **15 Years** D629,977 S * 12/2010 Ford D30/146
D634,902 S * 3/2011 Donnelly D30/146
D644,271 S * 8/2011 Osborne D21/304
D652,178 S * 1/2012 Ford D30/146
(21) Appl. No.: **35/502,924** (Continued)

(22) Filed: **Mar. 3, 2017**

FOREIGN PATENT DOCUMENTS

(80) **Hague Agreement Data**
Int. Filing Date: **Mar. 3, 2017**
Int. Reg. No.: **DM/095769**
Int. Reg. Date: **Mar. 3, 2017**
Int. Reg. Pub. Date: **May 5, 2017**

WO WO-2004071226 A2 * 8/2004 A01K 13/007
WO WO-2006001764 A1 * 1/2006 A01K 13/007
(Continued)

(30) **Foreign Application Priority Data**

Primary Examiner — Richard E Chilcot
(74) *Attorney, Agent, or Firm* — Thomas | Horstemeyer, LLP

Sep. 6, 2016 (IT) 402016000090120
(51) **LOC (11) Cl.** **30-01**
(52) **U.S. Cl.**
USPC **D30/146**
CPC **A01K 13/007** (2013.01)
(58) **Field of Classification Search**
USPC D30/145–150; 119/814, 850, 856;
54/82; 168/1–4, 14–18, 22; 602/6, 8, 23,
602/27–30, 60, 65, 66
CPC A01K 13/007
See application file for complete search history.

(57) **CLAIM**

The ornamental design for horse boot, as shown and described.


(56) **References Cited**

DESCRIPTION

1.1 is a perspective view of a horse boot according to my new design;
1.2 is a front view thereof;
1.3 is a side view thereof;
1.4 is a side view thereof, from a side opposite that of **1.3**;
1.5 is a rear view thereof;
1.6 is a perspective view of another variant of a horse boot according to my new design;
1.7 is a side view thereof;
1.8 is a side view thereof, from a side opposite that of **1.7**;
1.9 is a front view thereof; and
1.10 is a rear view thereof.

U.S. PATENT DOCUMENTS
D352,369 S * 11/1994 Figoni D30/144
D379,251 S * 5/1997 Mezey 36/111
5,715,661 A * 2/1998 Meyers A01K 13/007
168/18

1 Claim, 10 Drawing Sheets



(56)

References Cited

U.S. PATENT DOCUMENTS

D671,693 S * 11/2012 Ford D30/145
D671,694 S * 11/2012 Ford D30/146

FOREIGN PATENT DOCUMENTS

WO WO-2006037196 A1 * 4/2006 A01K 13/007
WO WO-2006065642 A2 * 6/2006 A01K 13/007
WO WO-2007045683 A1 * 4/2007 A01K 13/007
WO WO-2009050750 A1 * 4/2009 A01K 13/007
WO WO-2010023584 A2 * 3/2010 A01K 13/007
WO WO-2010039901 A1 * 4/2010 A01K 13/007

* cited by examiner

1.1




1.2



1.3




1.4




1.5




1.6




1.7



1.8



1.9



1.10

