



US00D839490S

(12) **United States Design Patent**
Watson

(10) **Patent No.:** **US D839,490 S**
(45) **Date of Patent:** **** Jan. 29, 2019**

- (54) **AQUAPONIC TANK**
- (71) Applicant: **PetSmart Home Office, Inc.**, Phoenix, AZ (US)
- (72) Inventor: **Jeffrey Stocker Watson**, Phoenix, AZ (US)
- (73) Assignee: **PetSmart Home Office, Inc.**, Phoenix, AZ (US)
- (**) Term: **15 Years**
- (21) Appl. No.: **29/611,341**
- (22) Filed: **Jul. 20, 2017**
- (51) **LOC (11) Cl.** **30-02**
- (52) **U.S. Cl.**
USPC **D30/101**
- (58) **Field of Classification Search**
USPC D30/101-107; D11/145, 143, 152-153
CPC A01K 63/00; A01K 63/003; A01K 63/006;
A01K 63/02; A01K 63/06
See application file for complete search history.

- D698,499 S * 1/2014 Deng D30/101
- D713,100 S * 9/2014 Salgueiro D30/105
- 9,642,343 B2 * 5/2017 Lutz A01K 63/003
- D815,363 S * 4/2018 Chattin D30/104

OTHER PUBLICATIONS

https://www.ebay.com/itm/Japan-Aquaponics-Betta-Tank-guppy-Aquarium-Kit-Aquarium-hydroponics-pot-fish-/261633981406?_trksid=p2141725.m3662.l6403, Japan Aquaponics Betta Tank Guppy Aquarium Kit Aquarium Hydroponics Pot Fish, Nov. 2016, Ebay.

* cited by examiner

Primary Examiner — Wan Laymon
(74) *Attorney, Agent, or Firm* — Duane Morris LLP

(57) **CLAIM**

I claim the ornamental design for an aquaponic tank, as shown and described.

DESCRIPTION

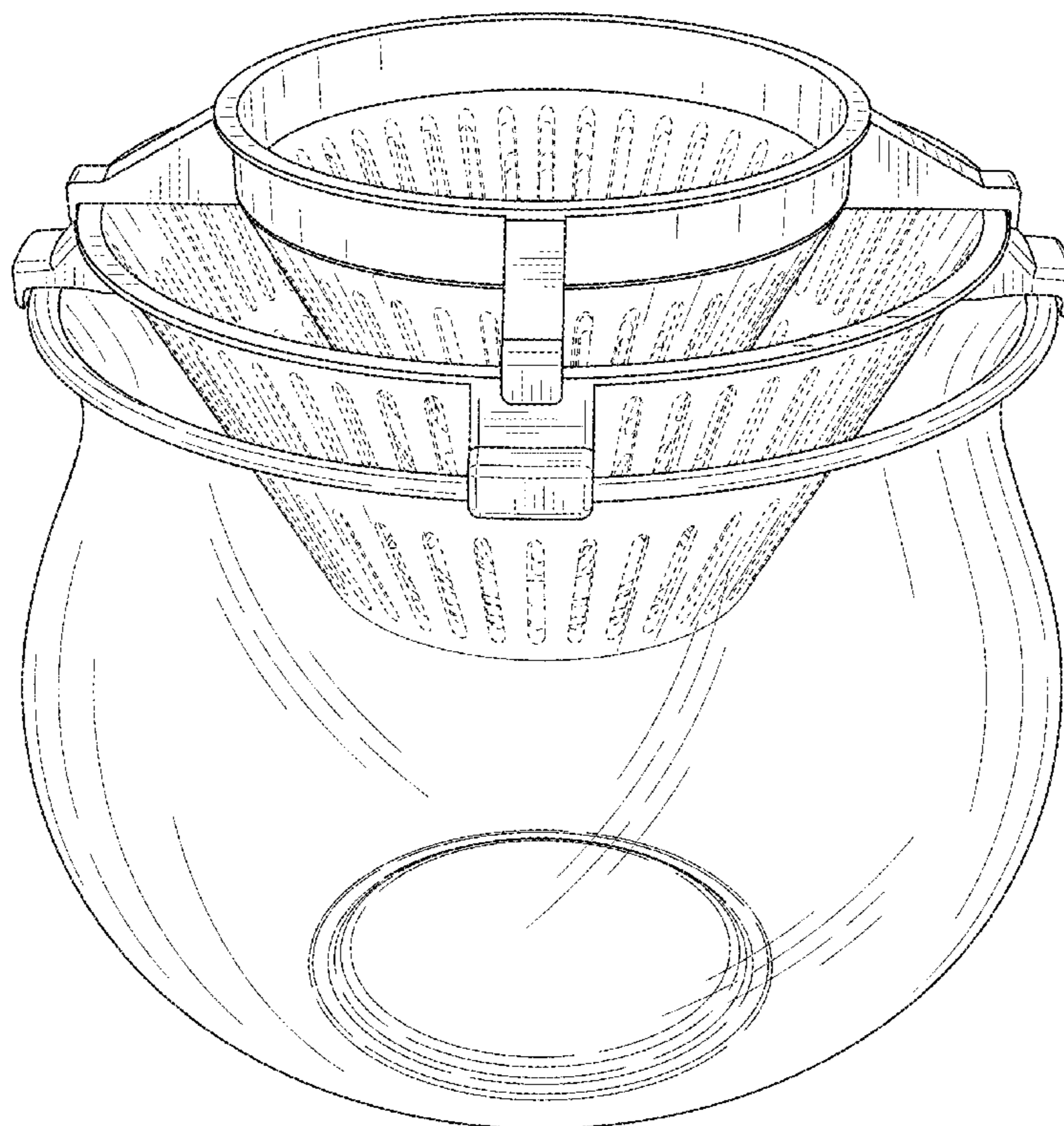
FIG. 1 is a front isometric view of the aquaponic tank. FIG. 2 is a front elevational view of the aquaponic tank. The left, right, and rear elevational views are the same. FIG. 3 is a top plan view of the aquaponic tank; and, FIG. 4 is a bottom plan view of the aquaponic tank. The surface shading in FIGS. 1-4 shows contour of the three-dimensional aspects of the design. The features shown in broken lines form no part of the claimed design. The two stacked funnel components are removable from the tank.

1 Claim, 4 Drawing Sheets

(56) **References Cited**

U.S. PATENT DOCUMENTS

- 6,083,576 A * 7/2000 Gaither A01K 63/006
119/253
- D630,124 S * 1/2011 Connell D11/152
- D635,653 S * 4/2011 Conway D11/152



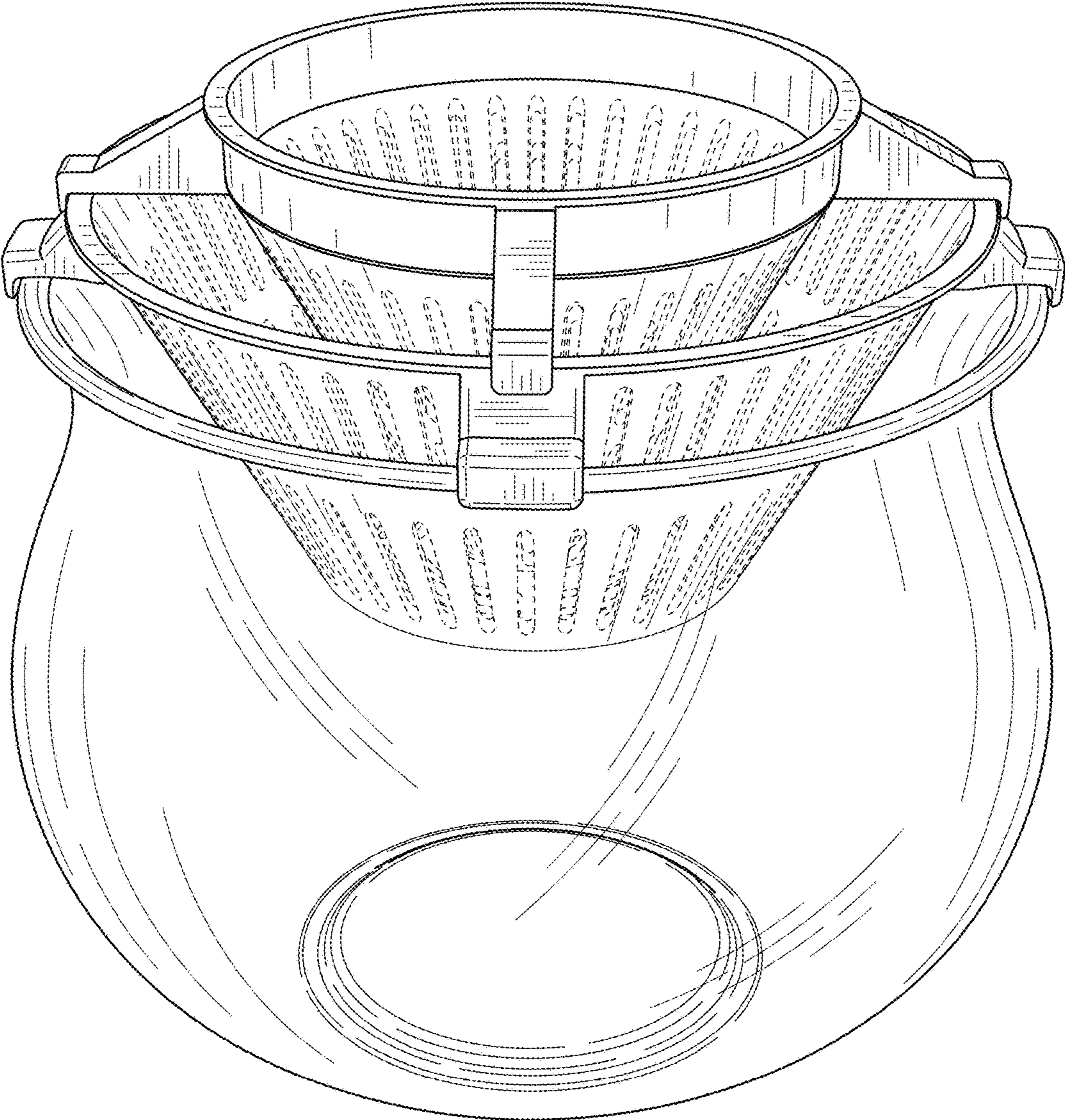


FIG. 1

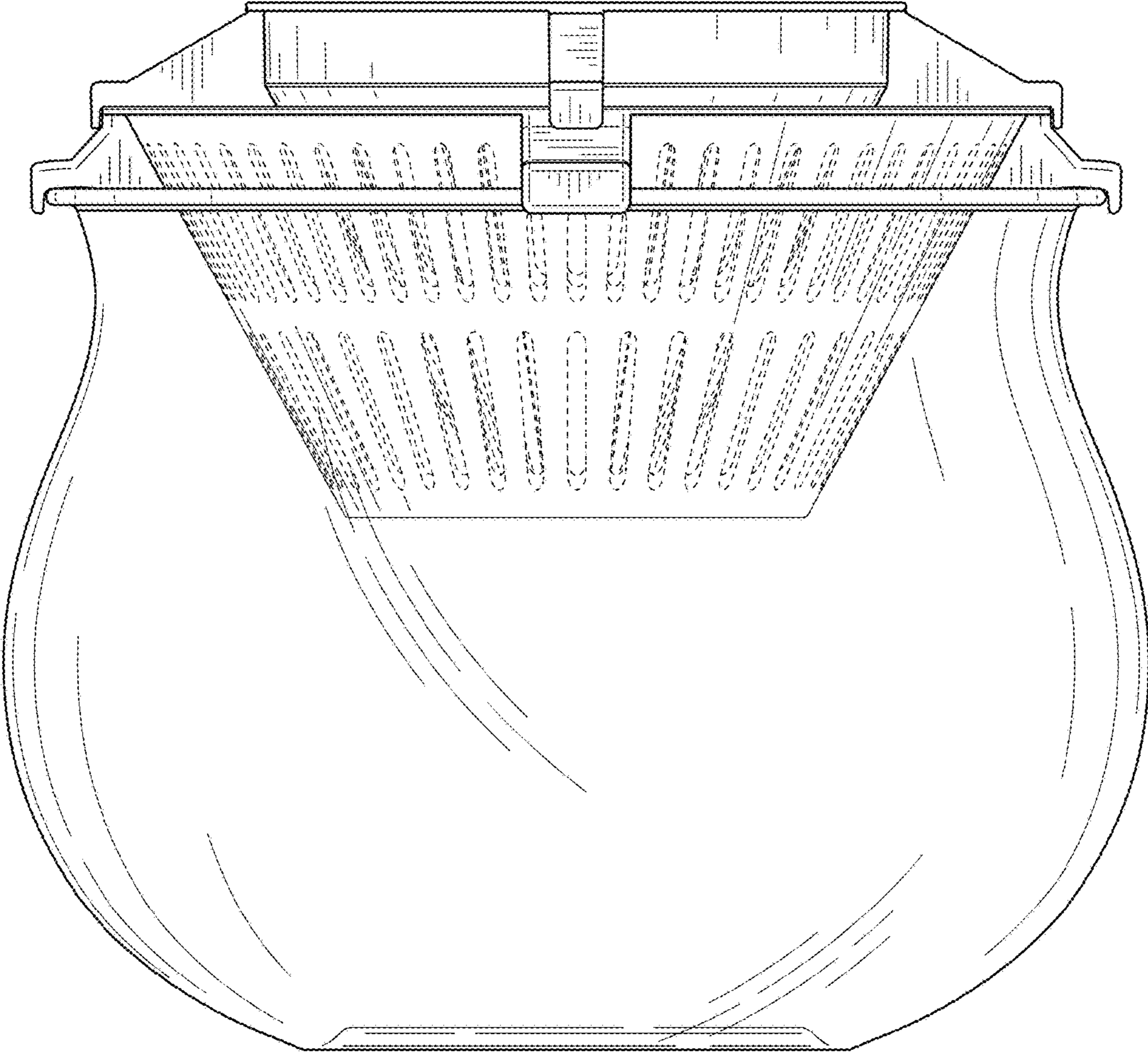


FIG. 2

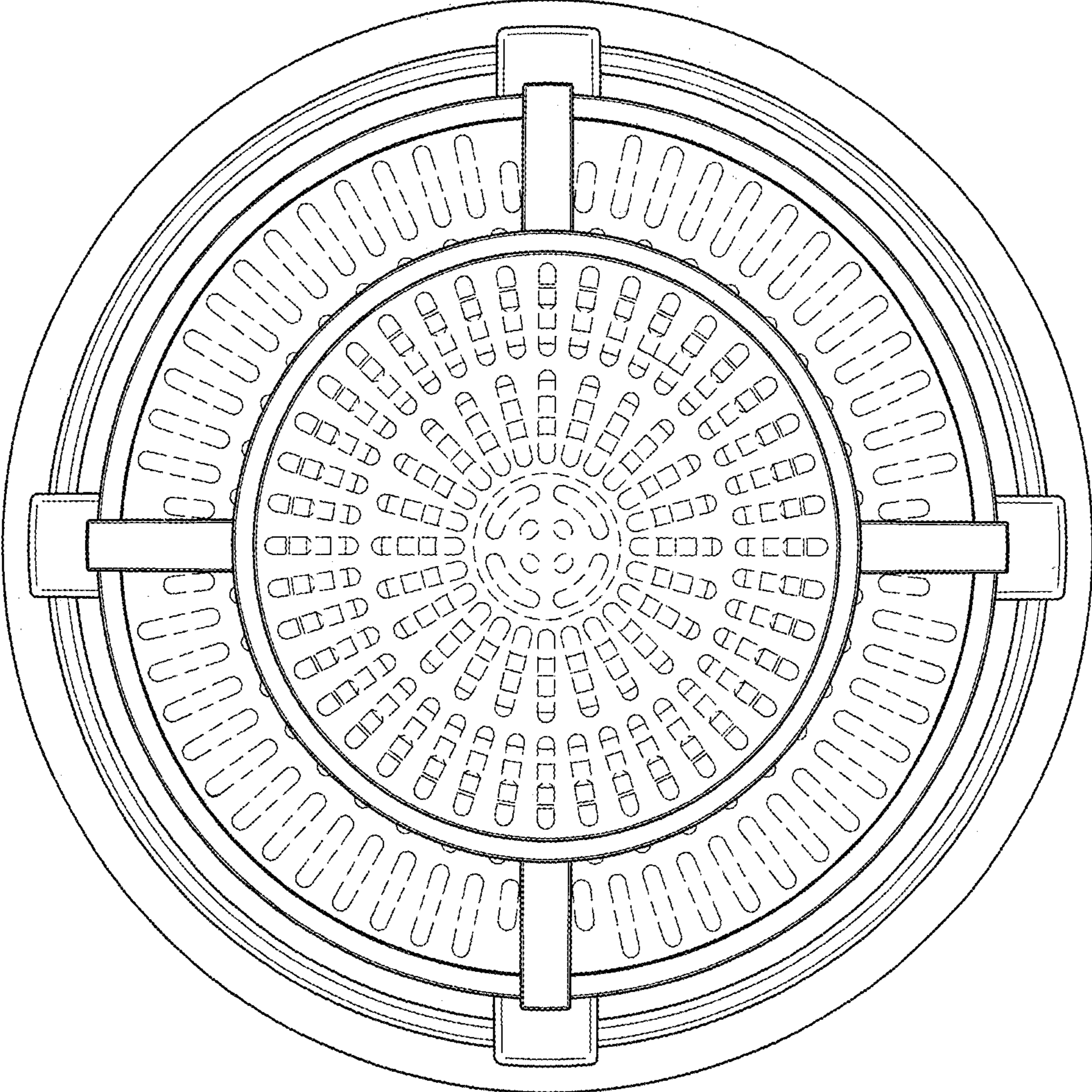


FIG. 3

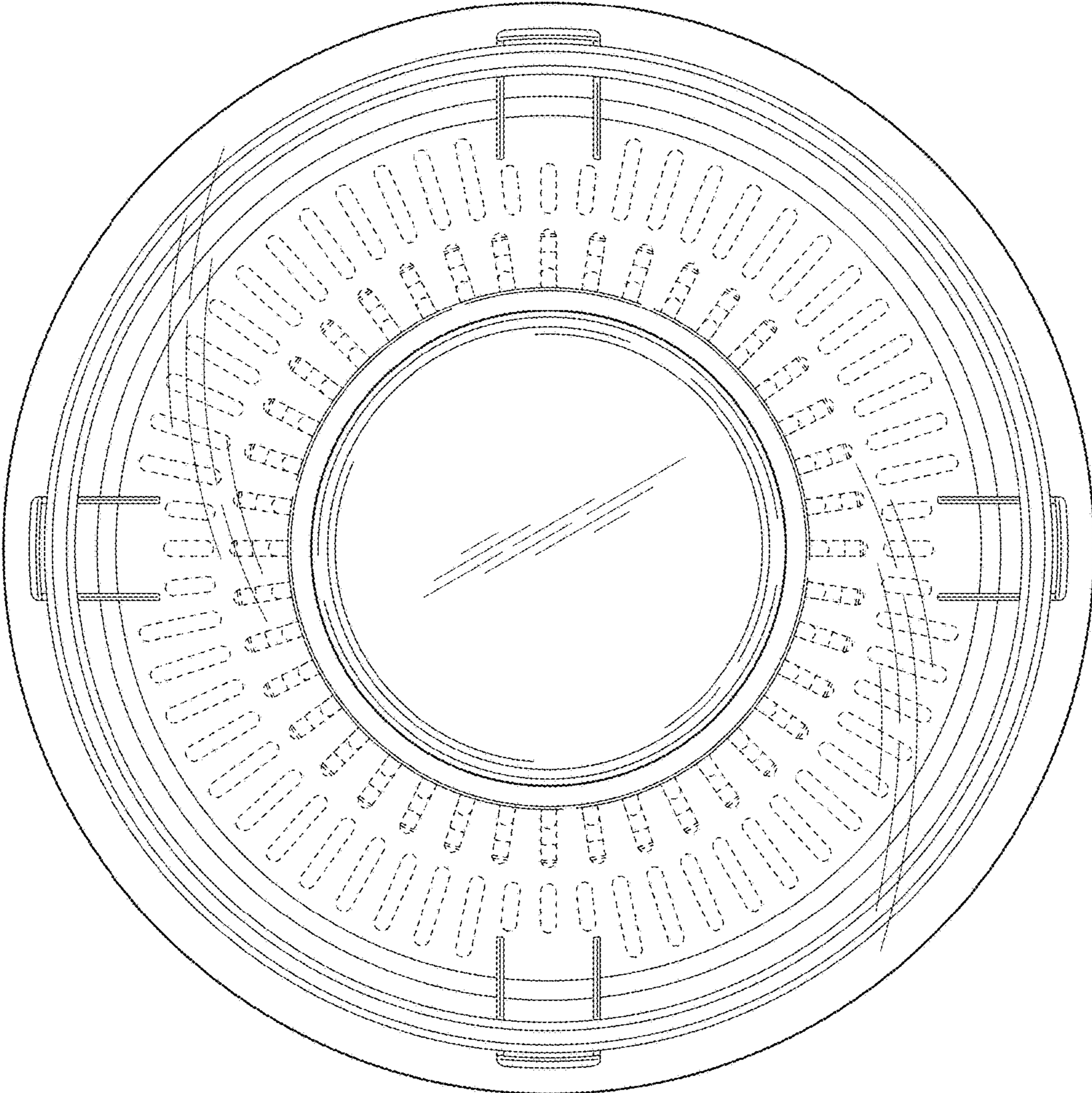


FIG. 4