



US00D839462S

(12) **United States Design Patent**  
**Chen**

(10) **Patent No.:** **US D839,462 S**

(45) **Date of Patent:** **\*\* Jan. 29, 2019**

(54) **AUTOMOTIVE TASK LIGHT**

(71) Applicant: **Huo-Chuan Chen**, New Taipei (TW)

(72) Inventor: **Huo-Chuan Chen**, New Taipei (TW)

(\*\*) Term: **15 Years**

(21) Appl. No.: **29/600,498**

(22) Filed: **Apr. 13, 2017**

(51) **LOC (11) Cl.** ..... **26-02**

(52) **U.S. Cl.**  
USPC ..... **D26/42**

(58) **Field of Classification Search**  
USPC ..... D26/37-51, 63  
CPC ..... F21L 2003/00; F21L 4/00; F21L 4/005;  
F21L 4/02; F21L 4/025; F21L 4/027;  
F21L 4/04; F21L 4/08; F21L 2005/00;  
F21L 7/00; F21L 11/00; F21L 13/00;  
F21L 13/04; F21L 13/08; F21L 14/02;  
F21L 17/00; F21L 19/00; F21L 25/00  
See application file for complete search history.

(56) **References Cited**

**U.S. PATENT DOCUMENTS**

D473,332 S \* 4/2003 Lam ..... D26/49  
D530,843 S \* 10/2006 Yamamoto ..... D26/42  
D637,749 S \* 5/2011 Bayat ..... D26/49

D638,560 S \* 5/2011 Steenstra ..... D26/38  
8,870,408 B2 \* 10/2014 Sharrah ..... F21V 23/026  
362/157  
D732,215 S \* 6/2015 Su ..... D26/37  
D778,475 S \* 2/2017 Bao ..... D26/65  
D794,236 S \* 8/2017 Kovacik ..... D26/42  
D799,095 S \* 10/2017 Bao ..... D26/65  
D799,096 S \* 10/2017 Bao ..... D26/65

\* cited by examiner

*Primary Examiner* — Lakiya G Rogers

*Assistant Examiner* — Carissa C Fitts

(74) *Attorney, Agent, or Firm* — Leong C. Lei

(57) **CLAIM**

The ornamental design for an automotive task light, as shown and described.

**DESCRIPTION**

FIG. 1 is a front perspective view of an automotive task light showing my new design;

FIG. 2 is a front elevational view thereof;

FIG. 3 is a rear elevational view thereof;

FIG. 4 is a right elevational view thereof;

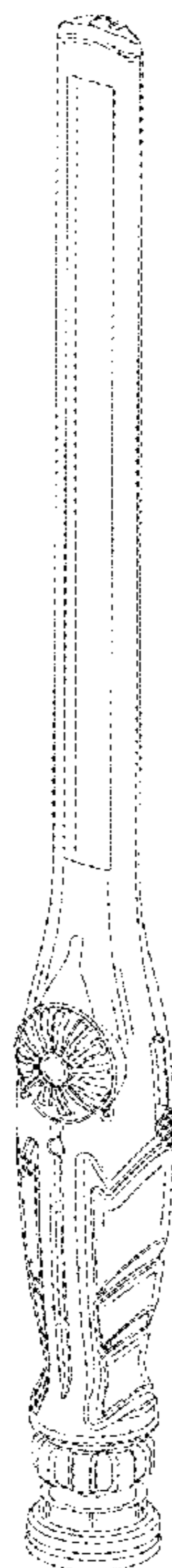
FIG. 5 is a left elevational view thereof;

FIG. 6 is a top plan view thereof; and,

FIG. 7 is a bottom plan view thereof.

The portions shown in broken lines form no part of the claimed design.

**1 Claim, 6 Drawing Sheets**



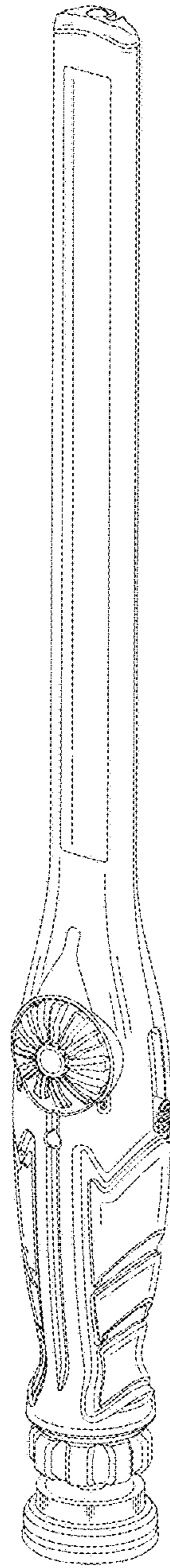


FIG. 1

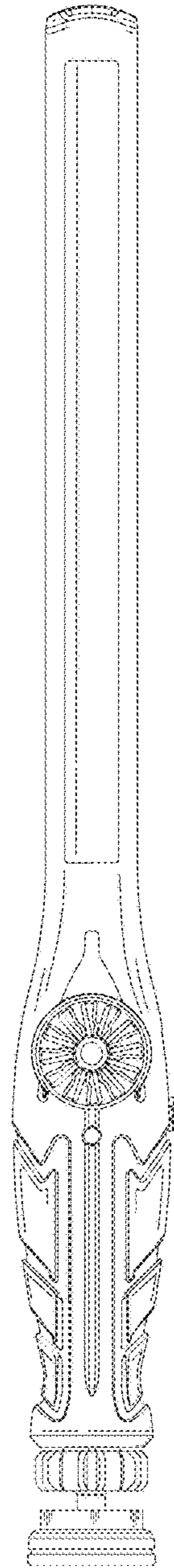


FIG. 2

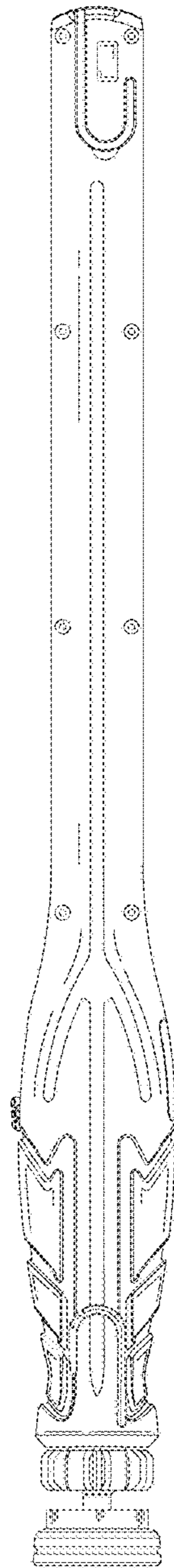


FIG. 3

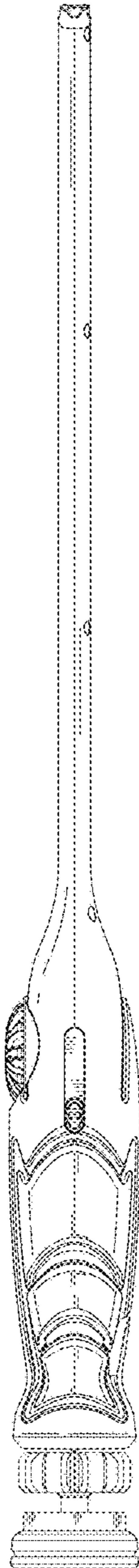


FIG. 4




FIG. 5

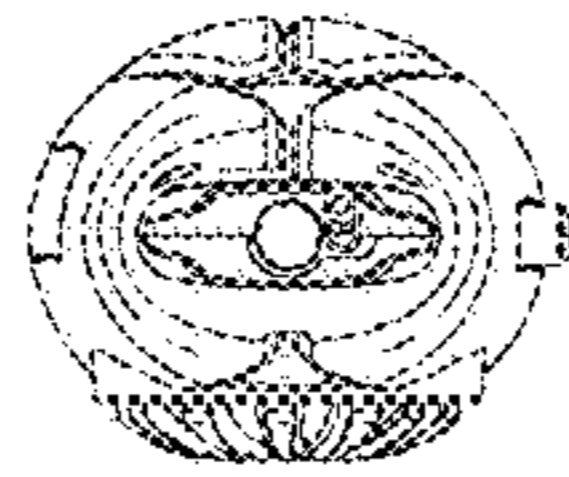


FIG. 6

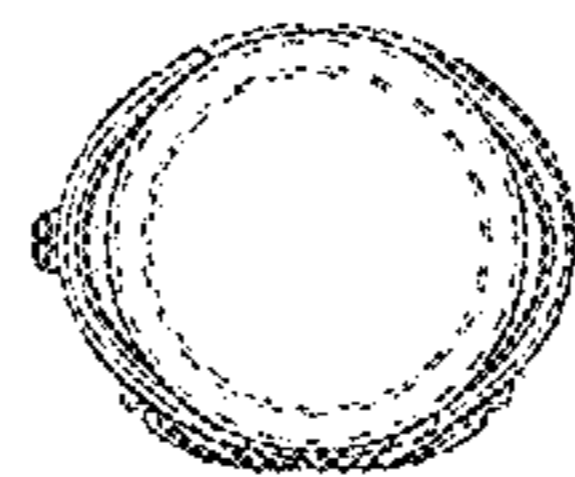


FIG. 7