



US00D839453S

(12) **United States Design Patent**  
**Muszyński**

(10) **Patent No.:** **US D839,453 S**  
(45) **Date of Patent:** **\*\* Jan. 29, 2019**

(54) **FLOOR SURFACE UNDERLAYMENT WITH INDICIA**

(71) Applicant: **Decora S.A.,** Środa Wlkp. (PL)

(72) Inventor: **Maciej Muszyński,** Środa Wielkopolska (PL)

(73) Assignee: **DECORA S.A.,** Sroda Wlkp (PL)

(\*\*) Term: **15 Years**

(21) Appl. No.: **29/566,786**

(22) Filed: **Jun. 2, 2016**

(30) **Foreign Application Priority Data**

Dec. 3, 2015 (EM) ..... 002888867

(51) **LOC (11) Cl.** ..... **25-01**

(52) **U.S. Cl.**  
USPC ..... **D25/157; D5/58**

(58) **Field of Classification Search**  
USPC ..... D25/138, 142, 144, 152, 153, 156, 157,  
D25/158, 159, 160, 161, 162, 163, 199;  
D5/58

CPC ..... H05B 3/00; F24D 3/12; F24D 3/14; F24D  
3/142; F24D 3/146; F24D 13/02; E04C  
2/52; E04F 15/185

See application file for complete search history.

(56) **References Cited**

**U.S. PATENT DOCUMENTS**

D68,669 S \* 11/1925 Strauss ..... D5/58  
3,615,474 A \* 10/1971 Rosenberger ..... G03F 1/90  
430/22  
D352,833 S \* 11/1994 Schulz ..... D5/37  
5,573,830 A \* 11/1996 Schulz ..... B31F 1/07  
162/109  
D391,400 S \* 3/1998 Enderby ..... D5/37  
6,033,523 A \* 3/2000 Dwiggins ..... B31F 1/07  
162/109

D422,416 S \* 4/2000 Schulz ..... D5/25  
6,158,777 A \* 12/2000 Twardosz ..... B42D 15/008  
281/2  
D450,934 S \* 11/2001 Duritsch ..... D5/58  
D465,094 S \* 11/2002 Kuehn ..... D5/53  
D517,816 S \* 3/2006 Dwiggins ..... D5/25  
D546,069 S \* 7/2007 Walther ..... D5/37  
D613,949 S \* 4/2010 Mercer ..... D5/37  
D630,025 S \* 1/2011 Spitzer ..... D21H 27/02  
D5/58  
8,511,686 B2 \* 8/2013 Davis ..... A63F 3/00  
273/281  
D694,024 S \* 11/2013 Dwiggins ..... D5/39  
D728,390 S \* 5/2015 Tucker ..... D10/64  
D742,122 S \* 11/2015 Hurley ..... D5/41  
2003/0073556 A1 \* 4/2003 Carbone ..... B31B 50/00  
493/160

(Continued)

**FOREIGN PATENT DOCUMENTS**

CA 163735 \* 3/2016

*Primary Examiner* — Katie Jane Stofko

*Assistant Examiner* — Kimberly Barnes

(74) *Attorney, Agent, or Firm* — Leason Ellis LLP

(57) **CLAIM**

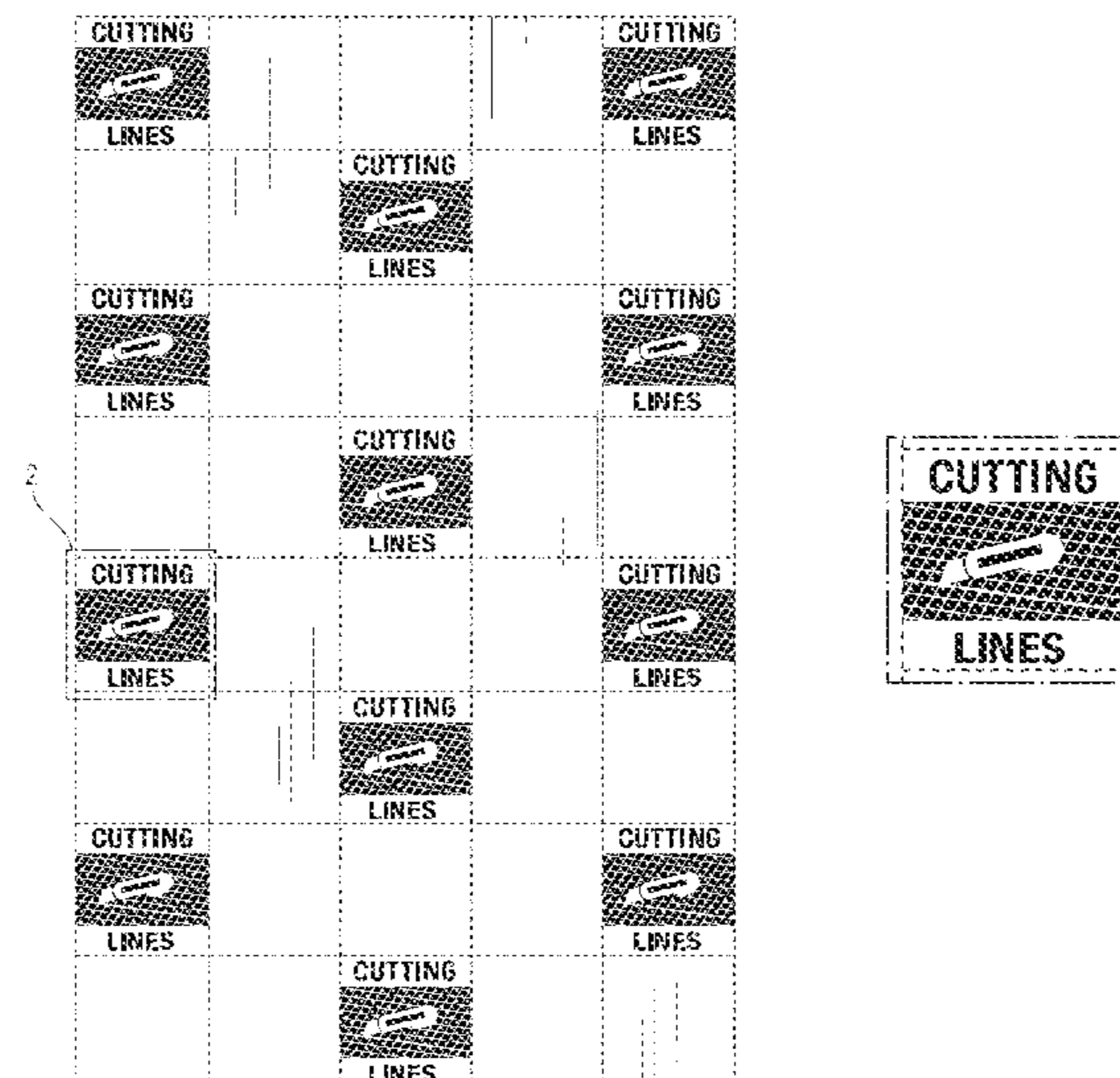
The ornamental design for a floor surface underlayment with indicia, as shown and described.

**DESCRIPTION**

FIG. 1 is a top plan view of a floor surface underlayment with indicia showing my new design; and, FIG. 2 is an enlarged view of the circumscribed area in FIG. 1.

The depicted surface of the floor underlayment is flat. The perimeter broken line represents the boundary of the claim and forms no part of the claimed design. The remaining broken lines in the drawings depict guide lines that form a part of the claimed design.

**1 Claim, 2 Drawing Sheets**



(56)

**References Cited**

U.S. PATENT DOCUMENTS

2005/0016100 A1\* 1/2005 Weiss ..... E04F 15/02405  
52/389  
2015/0210037 A1\* 7/2015 Todd ..... B32B 5/245  
83/13  
2015/0345155 A1\* 12/2015 Pastrana ..... E04F 15/187  
428/40.5

\* cited by examiner

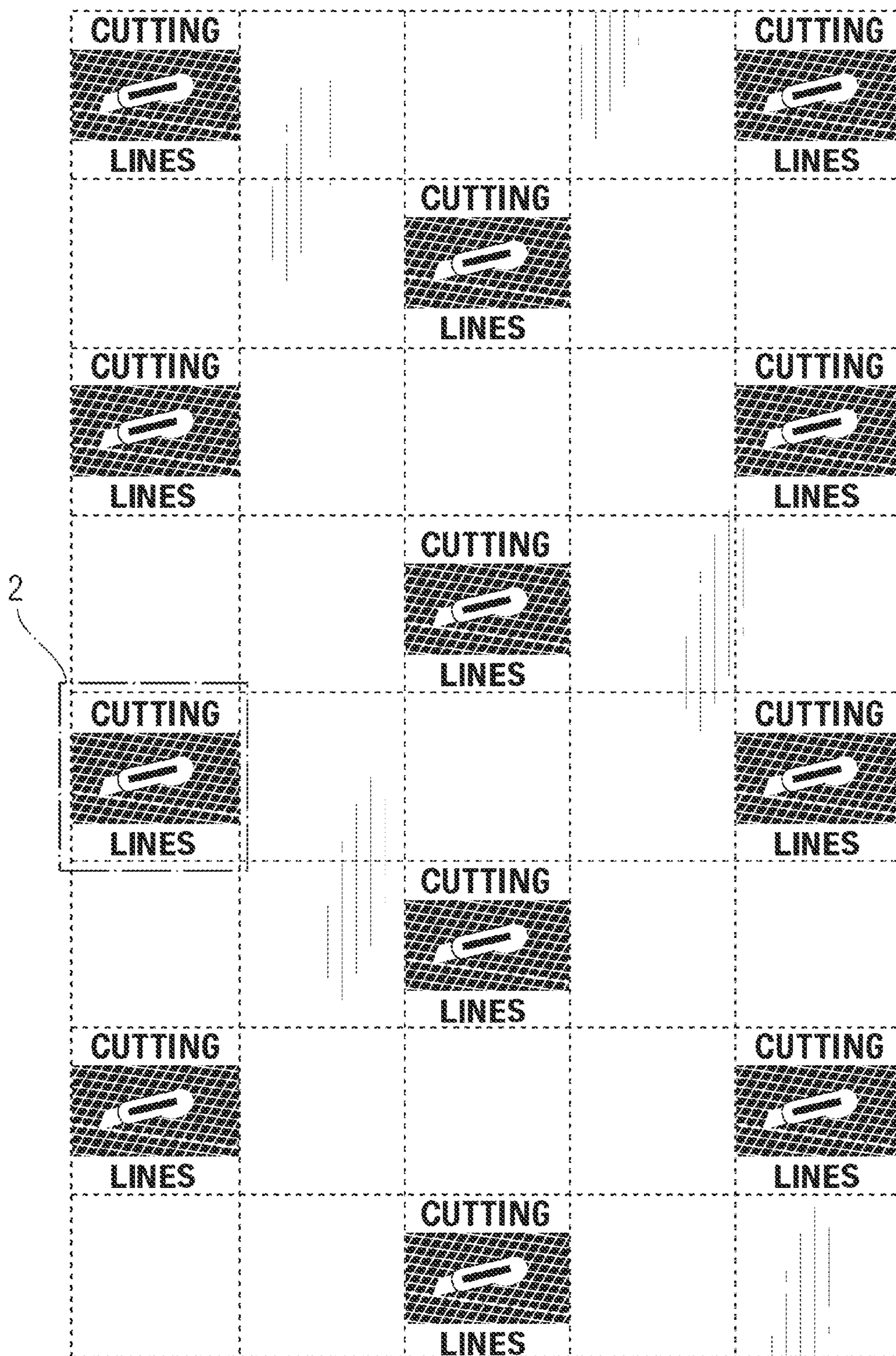


Fig. 1




Fig. 2