



US00D839369S

(12) **United States Design Patent**  
**Bray**

(10) **Patent No.:** **US D839,369 S**

(45) **Date of Patent:** **\*\* Jan. 29, 2019**

- (54) **COURT TENNIS RACQUET**
- (71) Applicant: **Christopher John Bray**, Cambridge (GB)
- (72) Inventor: **Christopher John Bray**, Cambridge (GB)
- (\*\*) Term: **15 Years**
- (21) Appl. No.: **29/619,591**
- (22) Filed: **Sep. 29, 2017**
- (30) **Foreign Application Priority Data**  
Mar. 30, 2017 (EM) ..... 003831429-0001
- (51) **LOC (11) Cl.** ..... **21-02**
- (52) **U.S. Cl.**  
USPC ..... **D21/729**
- (58) **Field of Classification Search**  
USPC ..... D21/729-732  
CPC ..... A63B 49/00-49/14; A63B 2049/0201-2049/103; A63B 59/80; A63B 59/00; A63B 59/40; A63B 59/42; A63B 59/45; A63B 60/00; A63B 60/46; A63B 51/00; A63B 2102/00; A63B 2102/10; A63B 2102/12; A63B 2102/16; A63B 2102/26; A63B 2102/28; A63B 2102/30; A63B 2102/38  
See application file for complete search history.

- (56) **References Cited**  
U.S. PATENT DOCUMENTS  
3,545,755 A \* 12/1970 Owada ..... A63B 49/00 473/526  
D247,059 S \* 1/1978 Simmoneau ..... D21/729  
D250,181 S \* 11/1978 Nagy ..... D11/157  
4,147,348 A \* 4/1979 Lee ..... A63B 49/08 473/526  
D252,888 S \* 9/1979 Jones ..... D21/731

- D255,137 S \* 5/1980 Bowen ..... 473/527
- 4,221,383 A \* 9/1980 Cappelli ..... A63B 49/08 473/526
- 4,360,201 A \* 11/1982 Biehl ..... A63B 49/02 473/526
- D268,854 S \* 5/1983 Benedict ..... D11/131
- 4,478,416 A \* 10/1984 Gibello ..... A63B 49/08 473/526
- D279,397 S \* 6/1985 Gibello ..... D21/730
- D279,398 S \* 6/1985 Gibello ..... D21/730
- D279,496 S \* 7/1985 Gibello ..... D21/730
- 4,659,080 A \* 4/1987 Stoller ..... A63B 49/08 473/526
- D291,222 S \* 8/1987 Kiraly ..... D21/730
- 4,759,546 A \* 7/1988 Steele, Jr. .... A63B 49/08 473/526
- D362,704 S \* 9/1995 Lee ..... D21/729
- D363,099 S \* 10/1995 Cudlip ..... D21/730
- D364,432 S \* 11/1995 Cudlip ..... D21/729
- 6,083,125 A \* 7/2000 West ..... A63B 49/08 473/549

(Continued)

*Primary Examiner* — Mitchell I. Siegel  
(74) *Attorney, Agent, or Firm* — Reising Ethington, P.C.

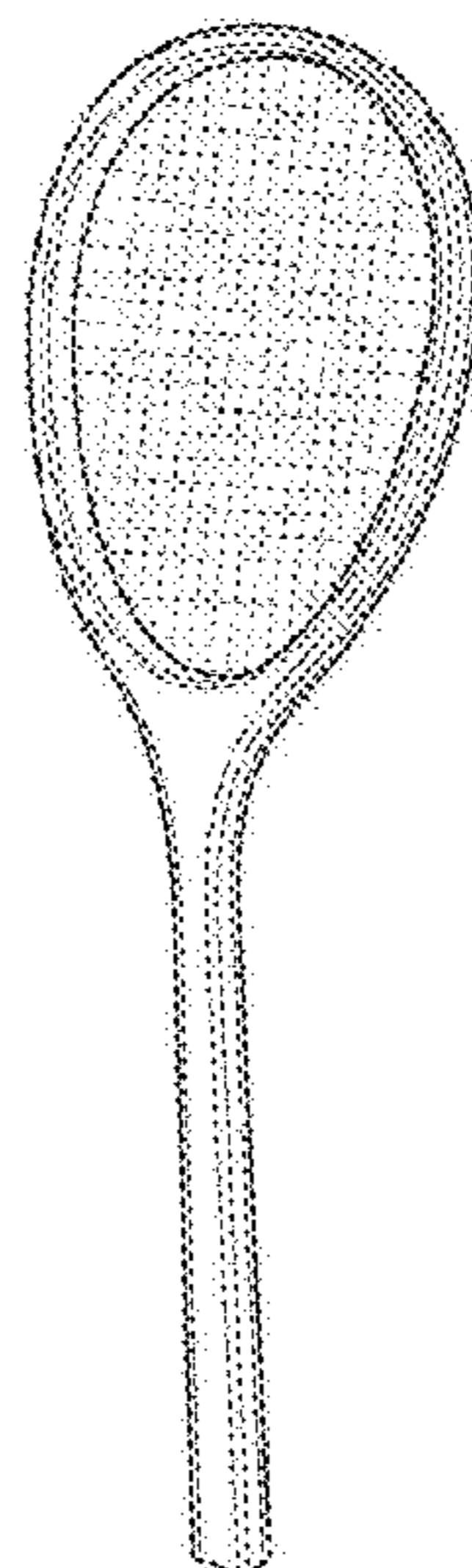
(57) **CLAIM**

The ornamental design for a court tennis racquet, as shown and described.

**DESCRIPTION**

FIG. 1 is a perspective view of the court tennis racquet; FIG. 2 is a front view thereof; FIG. 3 is a rear view thereof; FIG. 4 is a right side view thereof; FIG. 5 is a left side view thereof; FIG. 6 is a top view thereof; and, FIG. 7 is a bottom view thereof.  
The broken lines shown in the drawings depict portions of the court tennis racquet that form no part of the claimed design.

**1 Claim, 6 Drawing Sheets**




(56)

**References Cited**


U.S. PATENT DOCUMENTS

D443,663 S *	6/2001	Kuncz .....	D21/729
D448,436 S *	9/2001	Kuncz .....	D21/729
D591,805 S *	5/2009	Harms .....	D21/729
8,210,969 B2 *	7/2012	Clancy .....	B25G 1/102 473/551
2006/0073923 A1 *	4/2006	Turzer .....	A63B 49/08 473/526


\* cited by examiner



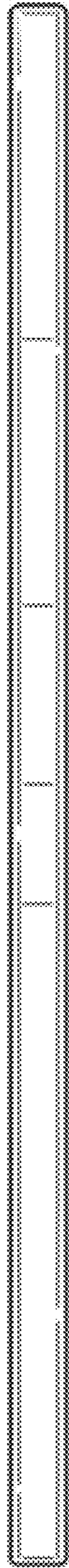
**FIG. 1**



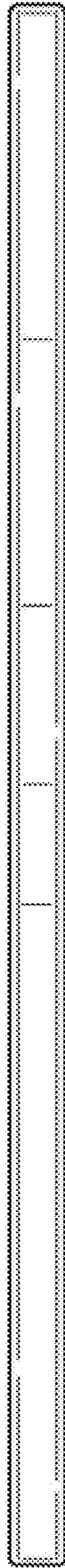
**FIG. 2**



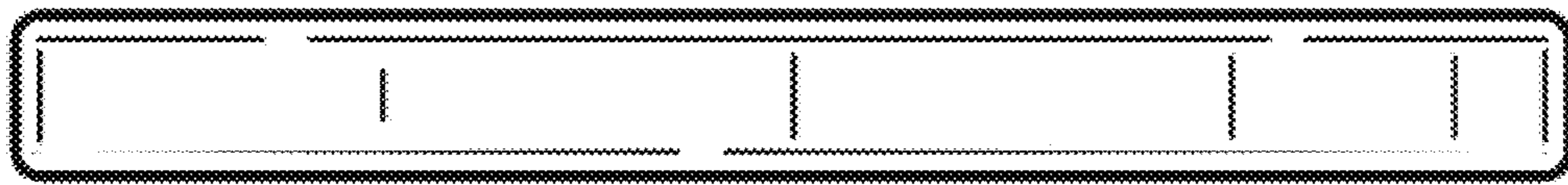
**FIG. 3**



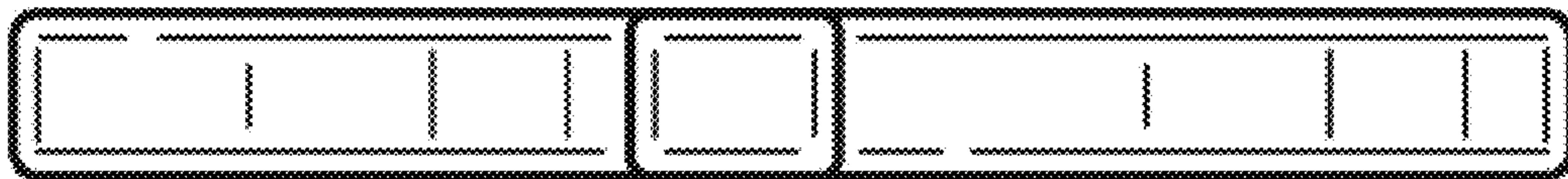
***FIG. 4***



***FIG. 5***



***FIG. 6***



***FIG. 7***