



US00D839367S

(12) **United States Design Patent**
Warren

(10) **Patent No.:** **US D839,367 S**
(45) **Date of Patent:** **** Jan. 29, 2019**

- (54) **BALL FOR RECREATIONAL USE**
- (71) Applicant: **William J Warren**, Frisco, TX (US)
- (72) Inventor: **William J Warren**, Frisco, TX (US)
- (**) Term: **15 Years**
- (21) Appl. No.: **29/627,214**
- (22) Filed: **Nov. 23, 2017**
- (51) **LOC (11) Cl.** **21-02**
- (52) **U.S. Cl.**
USPC **D21/712**
- (58) **Field of Classification Search**
USPC D21/398, 466, 707-714; D30/160;
473/569-577, 593-615; 119/707-711
CPC . A63B 37/00; A63B 37/0001; A63B 37/0005;
A63B 37/007; A63B 37/0098; A63B
39/00; A63B 2039/003; A63B 43/00;
A63B 43/002; A63B 43/004; A63B
43/005; A63B 43/007; A63B 43/008;
A63B 43/02; A63B 43/04; A63B 43/06;
A63B 2043/001; A63B 65/00; A63B
65/06; A63B 65/12; A63B 65/122; A63B
65/125; A63H 33/005; A63H 33/006;
A63H 33/18; A01K 15/025; A01K 15/026
See application file for complete search history.

(56) **References Cited**

U.S. PATENT DOCUMENTS

- D33,270 S * 9/1900 Avery 473/592
- 2,011,760 A * 8/1935 Gallinant A63B 41/08
273/DIG. 25
- 2,020,484 A 11/1935 Turner
- 3,688,538 A 9/1972 Hoyne
- D236,013 S * 7/1975 Lombardi, Jr. D21/707
- 4,923,196 A * 5/1990 Rohring A63B 43/00
273/DIG. 20
- 5,066,012 A * 11/1991 Stark A63B 43/06
273/DIG. 20

- 5,785,571 A * 7/1998 Camp A63H 33/003
403/3
- D452,977 S * 1/2002 Frisina D21/712
- D453,240 S * 1/2002 Simon D30/160
- D473,683 S * 4/2003 Willinger A01K 15/026
D30/160
- D562,419 S * 2/2008 Crane D21/712
- D565,125 S * 3/2008 Collier D21/405
- 7,740,551 B2 6/2010 Nurnberg et al.
- D637,666 S * 5/2011 Erickson D21/712
- D755,450 S * 5/2016 Setser D30/160
- 9,428,354 B1 8/2016 Makida et al.
- 2008/0039246 A1* 2/2008 Martino A63B 43/00
473/569
- 2008/0090486 A1* 4/2008 Zawitz A63H 33/008
446/124
- 2009/0156092 A1* 6/2009 Zawitz A63B 39/00
446/438

(Continued)

FOREIGN PATENT DOCUMENTS

- CN 303012533 * 11/2014
- EM 000188560-0001 * 8/2004

Primary Examiner — Catherine A Tuttle

(74) *Attorney, Agent, or Firm* — Carr & Ferrell LLP

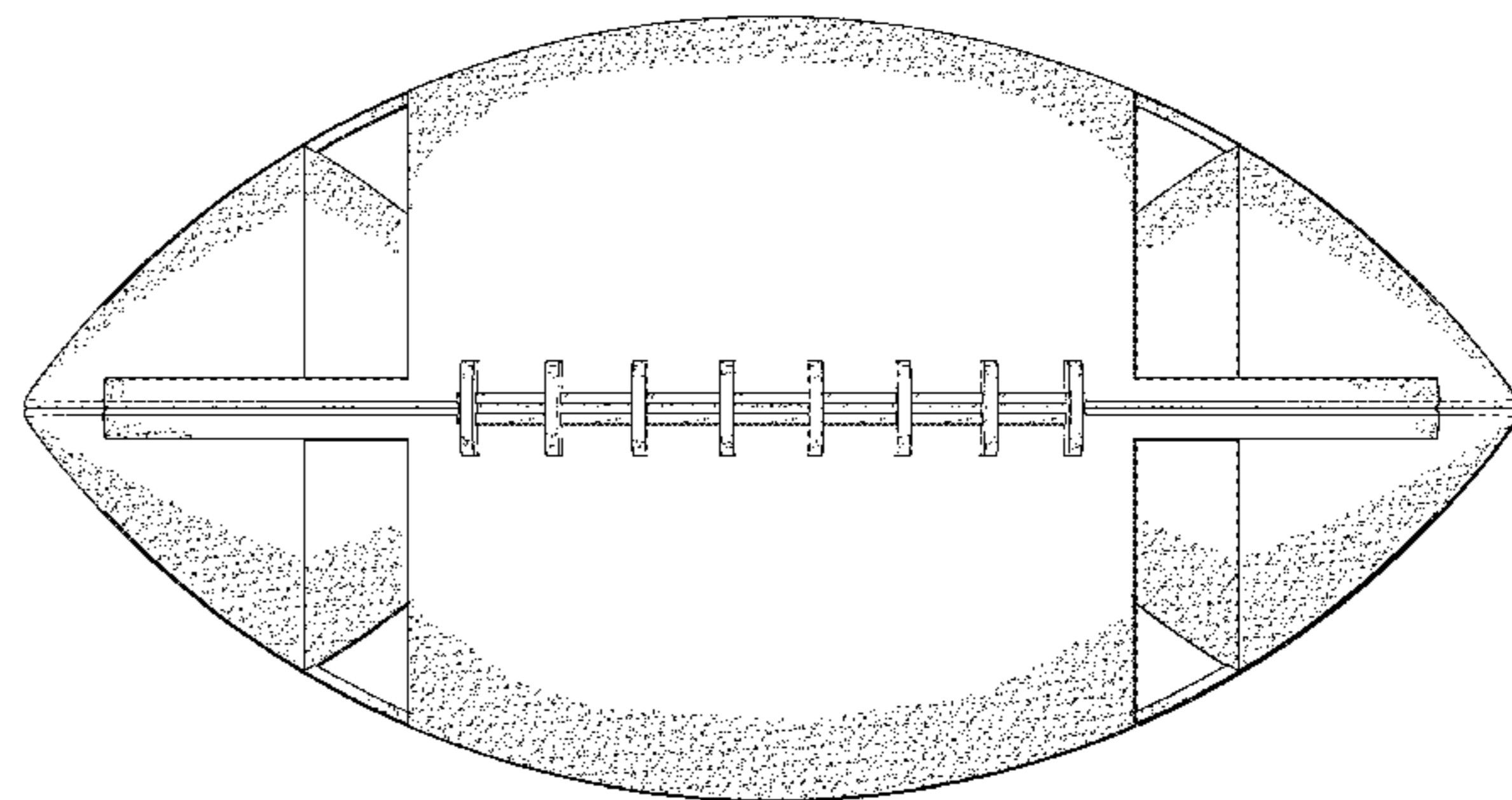
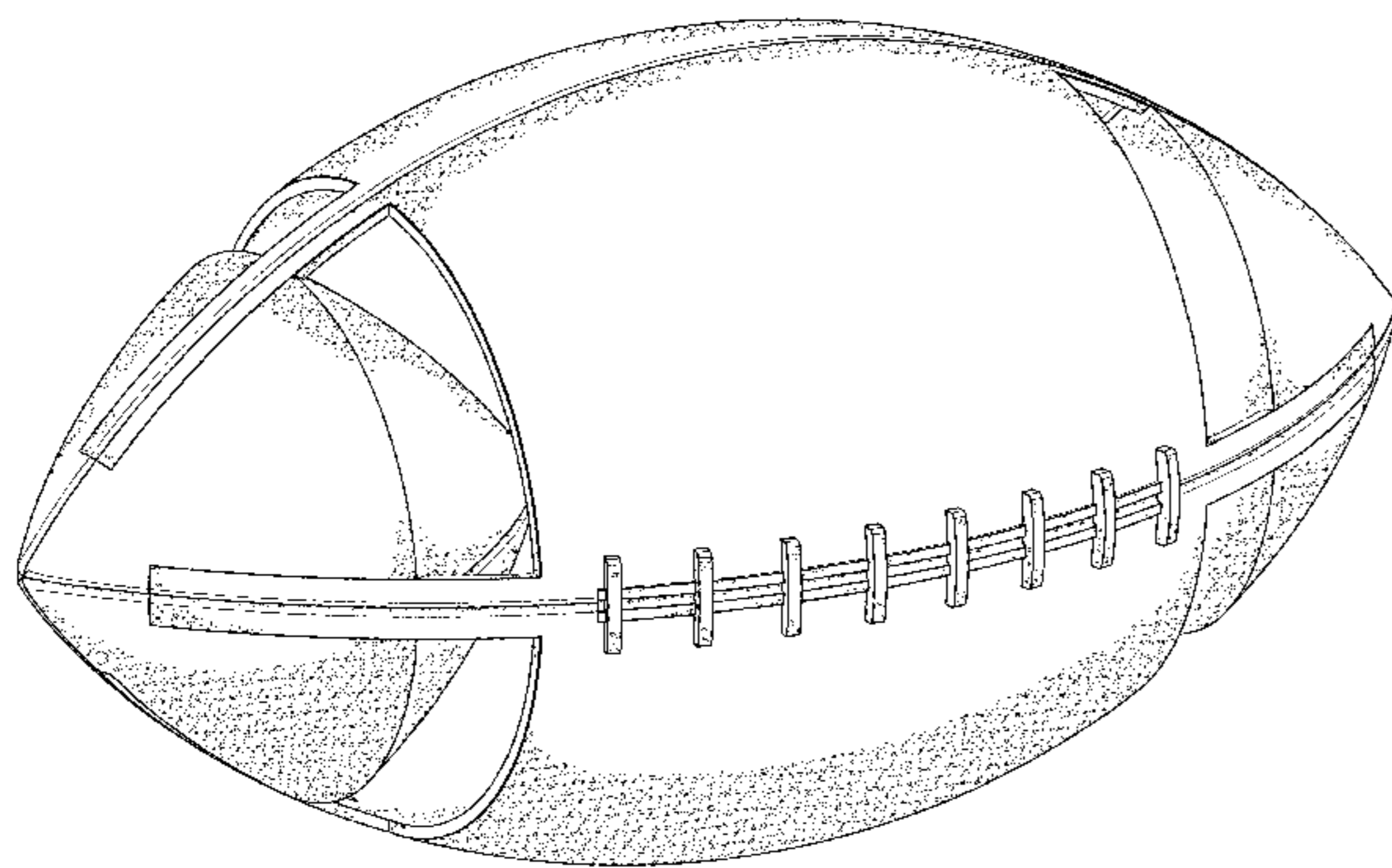
(57) **CLAIM**

I claim the ornamental design for the ball for recreational use, as shown.

DESCRIPTION

FIG. 1 is a front perspective view of a ball for recreational use showing my new design;
 FIG. 2 is a front elevation view thereof;
 FIG. 3 is a rear elevation view thereof;
 FIG. 4 is a right side elevation view thereof;
 FIG. 5 is a left side elevation view thereof;
 FIG. 6 is a top view thereof; and,
 FIG. 7 is a bottom view thereof.

1 Claim, 7 Drawing Sheets



(56)

References Cited

U.S. PATENT DOCUMENTS

2010/0069181 A1 3/2010 Lin
2017/0008360 A1 1/2017 Kraus et al.

* cited by examiner

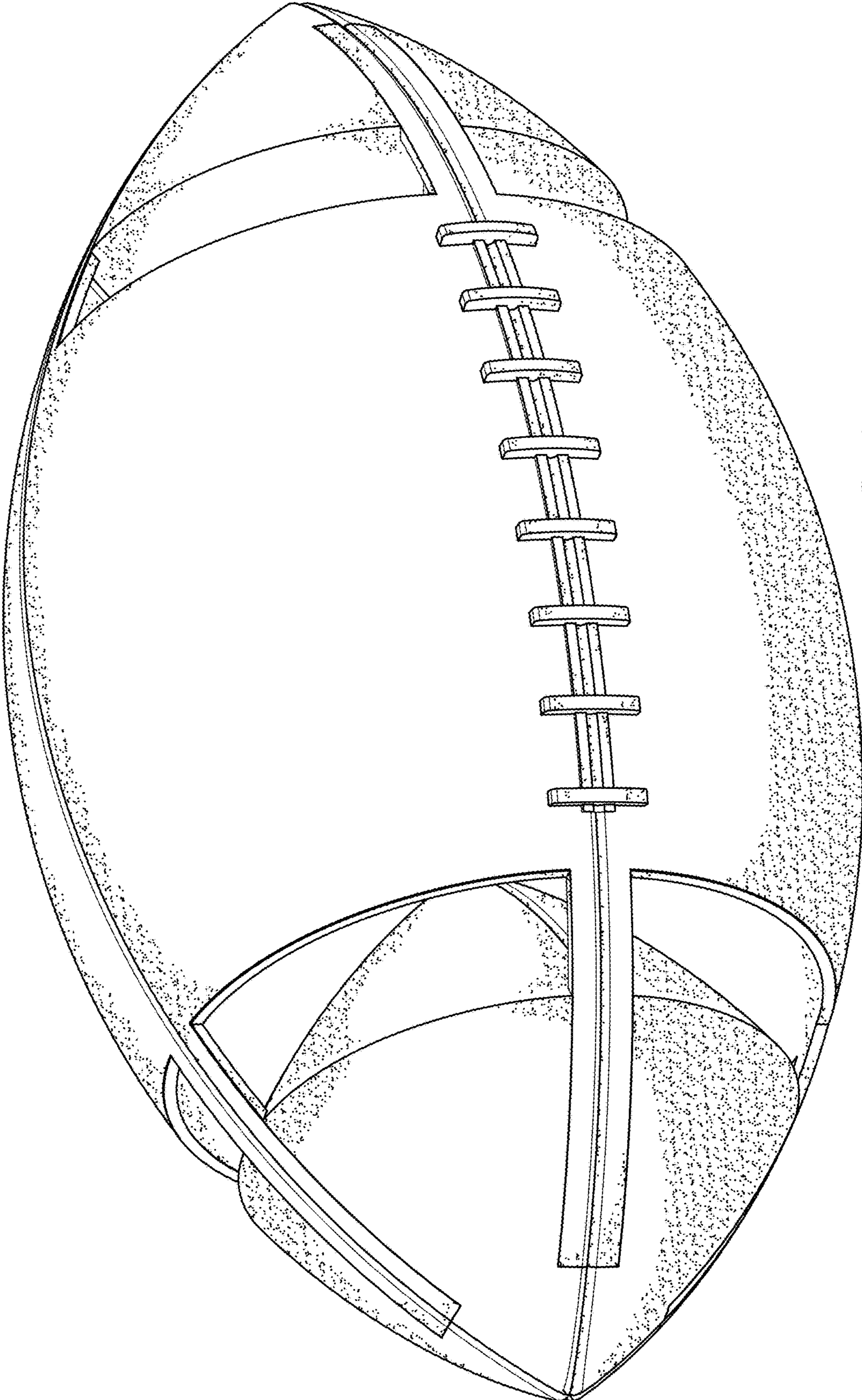


FIG. 1

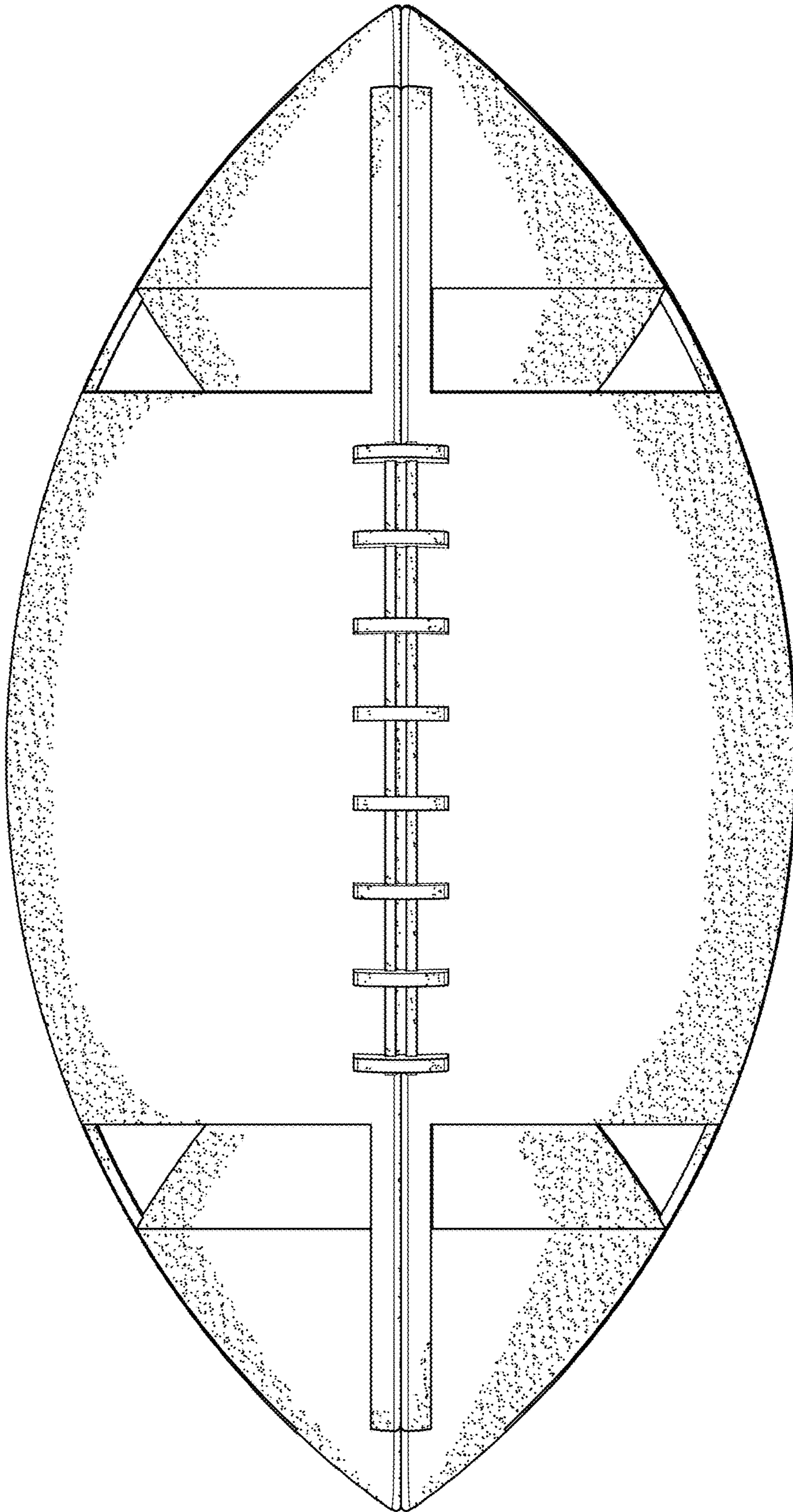


FIG. 2

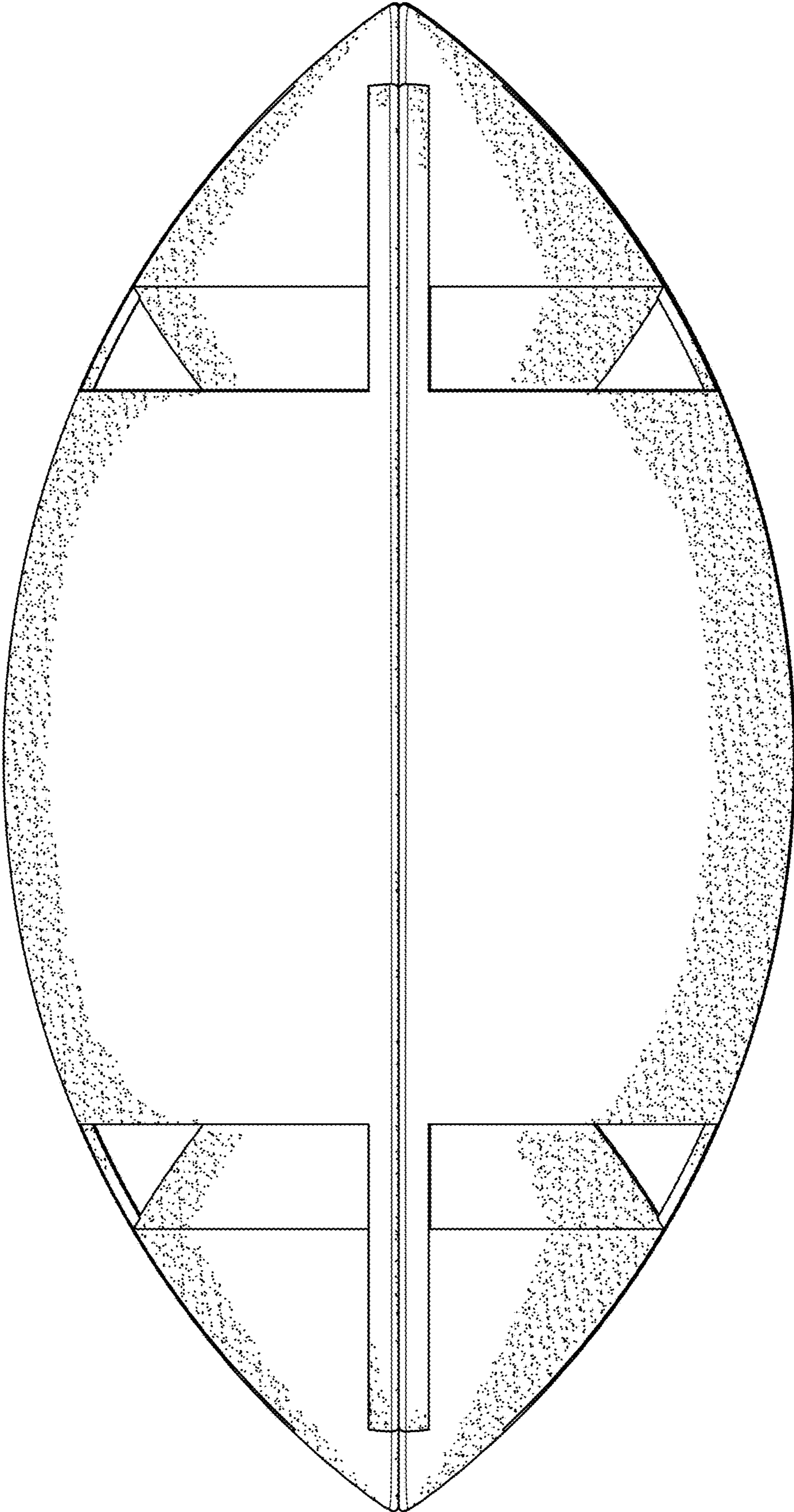


FIG. 3




FIG. 4

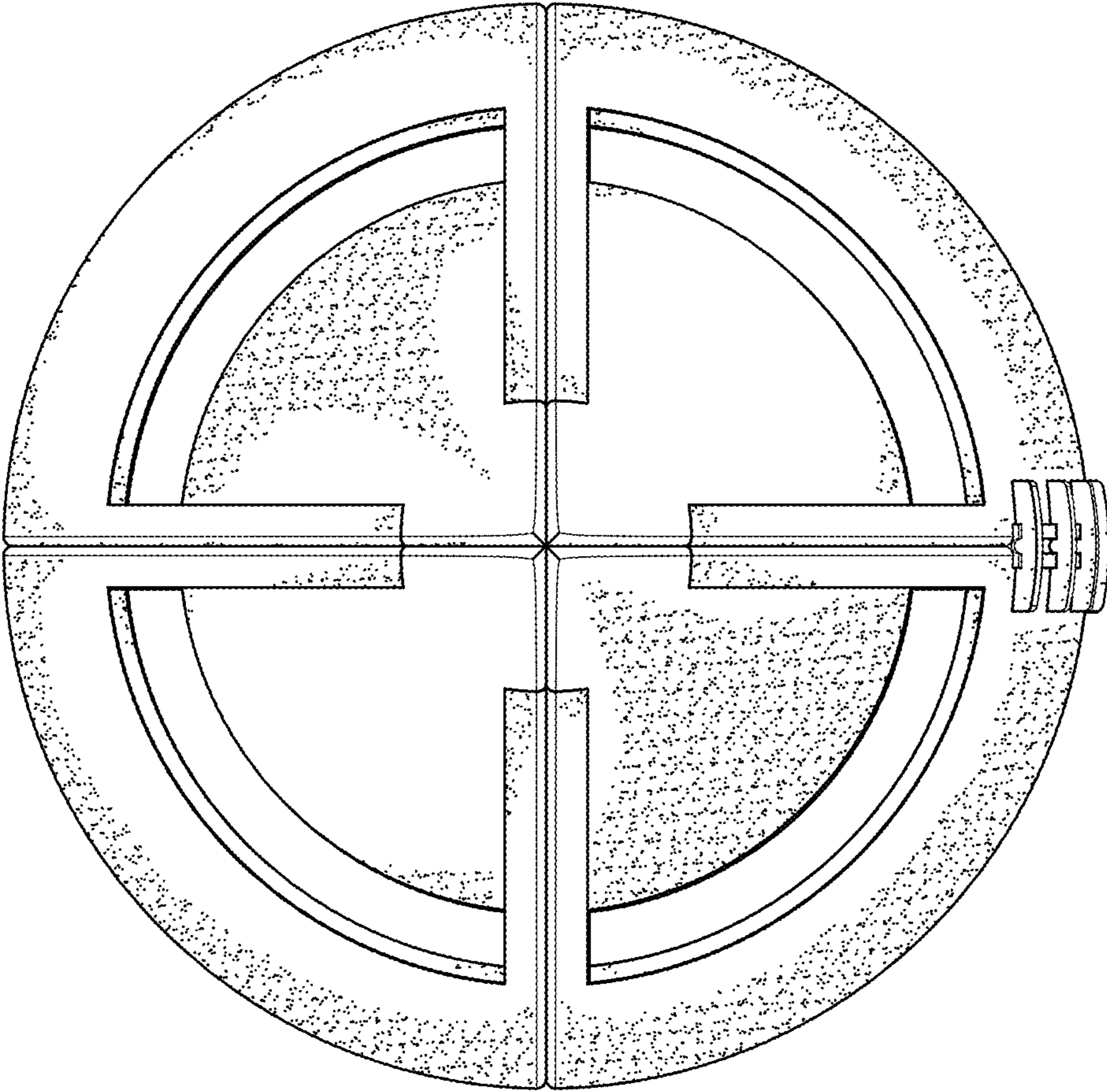


FIG. 5

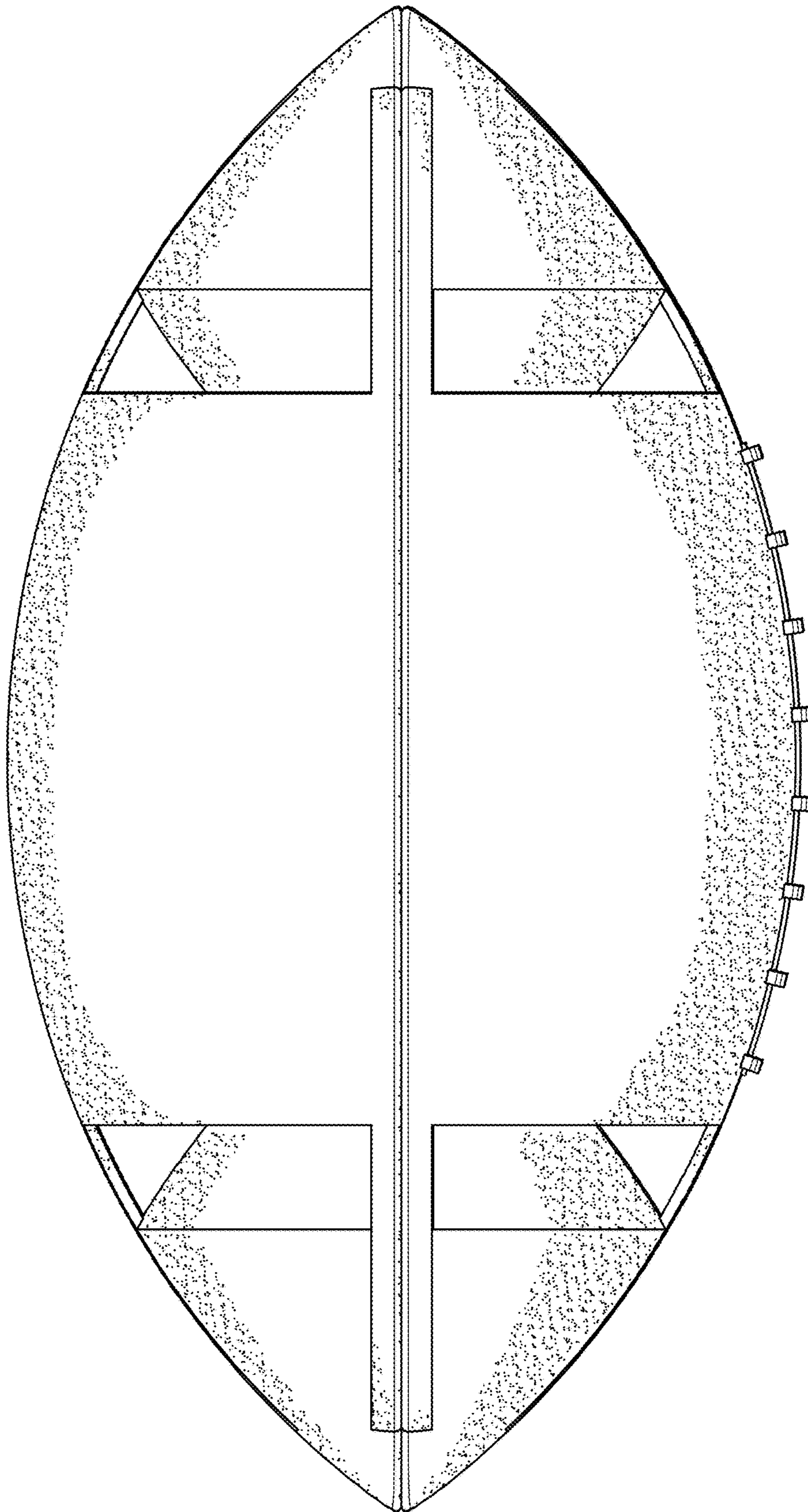


FIG. 6

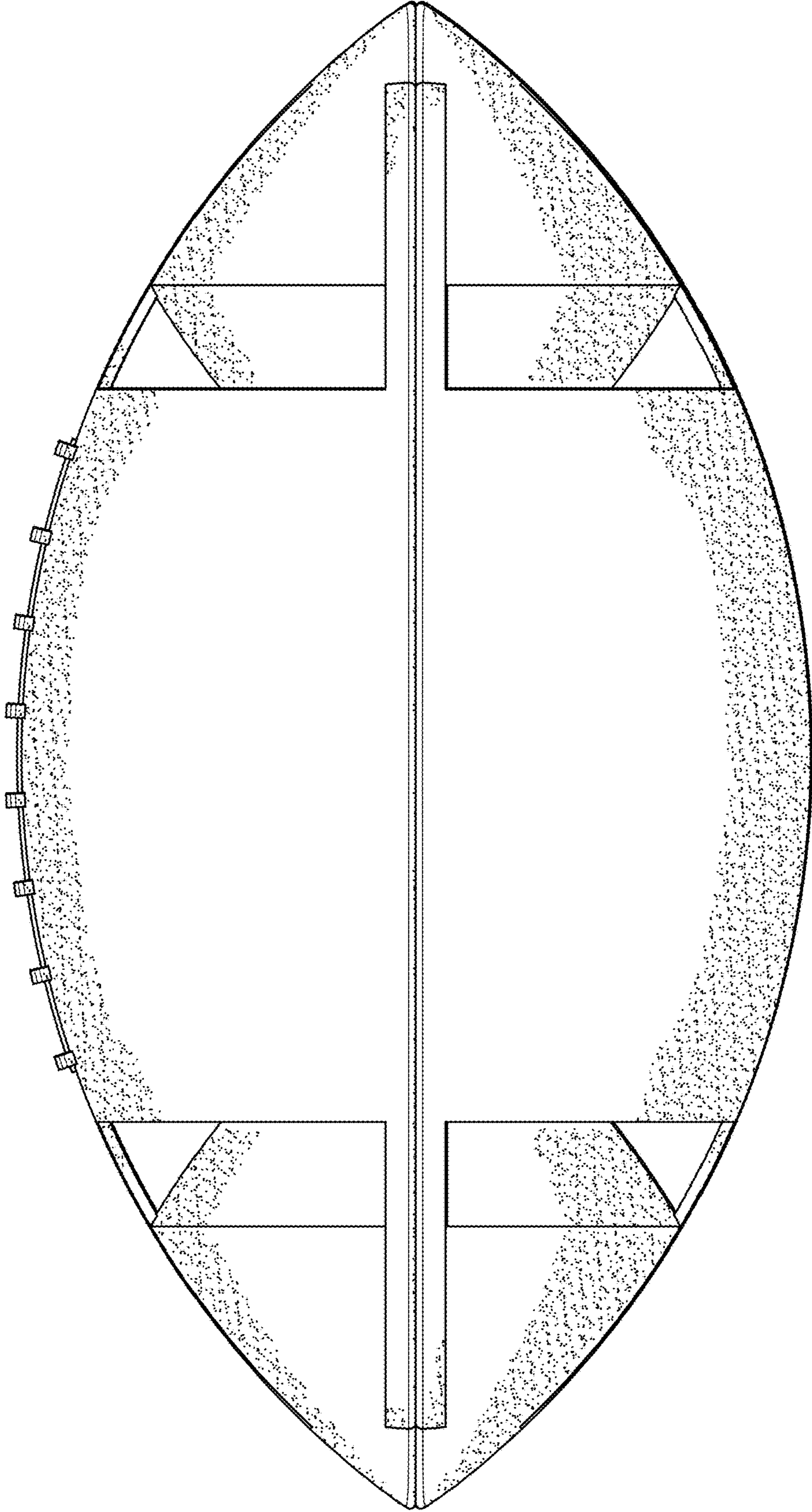


FIG. 7