

US00D839363S

(12) **United States Design Patent**
Ewing et al.

(10) **Patent No.:** **US D839,363 S**
(45) **Date of Patent:** **** *Jan. 29, 2019**

(54) **SHOCK TOWER FOR A MODEL VEHICLE**

(71) Applicant: **TRAXXAS LP**, McKinney, TX (US)

(72) Inventors: **Adam Cole Ewing**, McKinney, TX (US); **Otto Karl Allmendinger**, Rowlett, TX (US); **Kent Poteet**, Lucas, TX (US)

(73) Assignee: **TRAXXAS LLP**, McKinney, TX (US)

(*) Notice: This patent is subject to a terminal disclaimer.

(**) Term: **15 Years**

(21) Appl. No.: **29/540,010**

(22) Filed: **Sep. 18, 2015**

(51) **LOC (11) Cl.** **21-01**

(52) **U.S. Cl.**
USPC **D21/495**

(58) **Field of Classification Search**
USPC D21/495, 502, 561, 562; 446/103; 280/124.155, 124.139

CPC A63H 33/042; A63H 3/16; A63H 30/00; A63H 7/04; A63H 31/00; A63H 3/50; A63H 17/262; A63H 17/264; A63H 17/26; A63H 17/36

See application file for complete search history.

(56) **References Cited**

U.S. PATENT DOCUMENTS

1,135,577 A	4/1915	Hague
1,647,438 A	11/1927	De Ram
1,695,379 A	12/1928	Keck
1,998,477 A	4/1935	Wikander
2,123,681 A	7/1938	Willgoos
2,126,085 A	8/1938	Balz
2,131,661 A	9/1938	Heyermans et al.
2,186,065 A	1/1940	Fischer
2,219,361 A	10/1940	Haberstump
2,580,559 A	1/1952	Kolbe

(Continued)

FOREIGN PATENT DOCUMENTS

DE	2137757 B2	2/1973
TW	D135320 S	6/2010
TW	D139245 S	3/2011

OTHER PUBLICATIONS

Amazon [online] found on Oct. 10, 2017 from URL https://www.amazon.com/Traxxas-7739-X-Maxx-Front-Shock/dp/B01A6YD2F4/ref=sr_1_22?s=toys-and-games&ie=UTF8&qid=1507663677&sr=1-22&keywords=shock+tower (Year: 2017).*

(Continued)

Primary Examiner — Robin V Webster

Assistant Examiner — Keith J Wilson

(74) *Attorney, Agent, or Firm* — Daryl R. Wright; Greg Carr

(57) **CLAIM**

We claim the ornamental design for a shock tower for a model vehicle, as shown and described.

DESCRIPTION

FIG. 1 is a top plan view of a shock tower for a model vehicle;

FIG. 2 is front elevation view thereof;

FIG. 3 is a left side elevation view thereof;

FIG. 4 is a rear elevation view thereof;

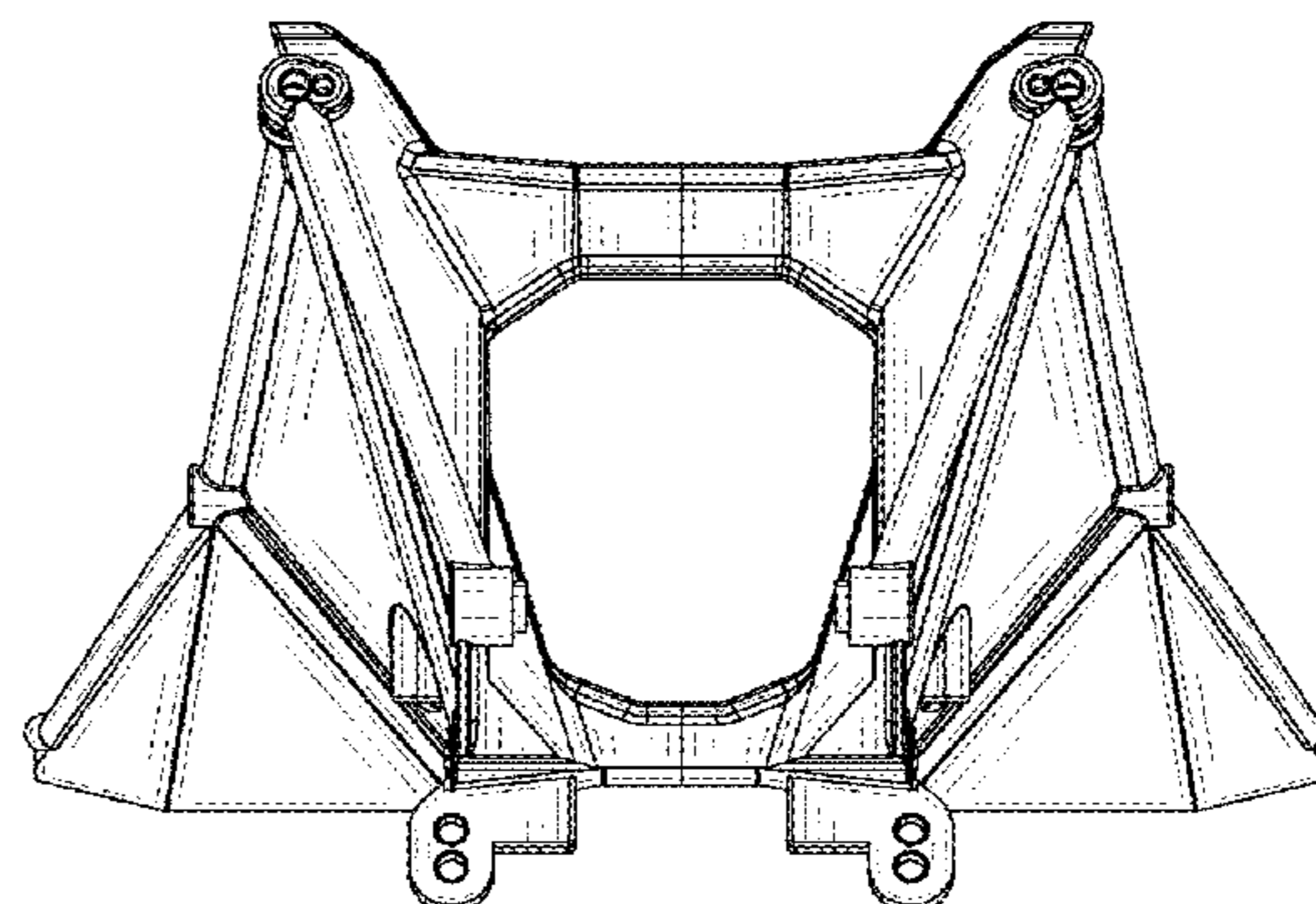
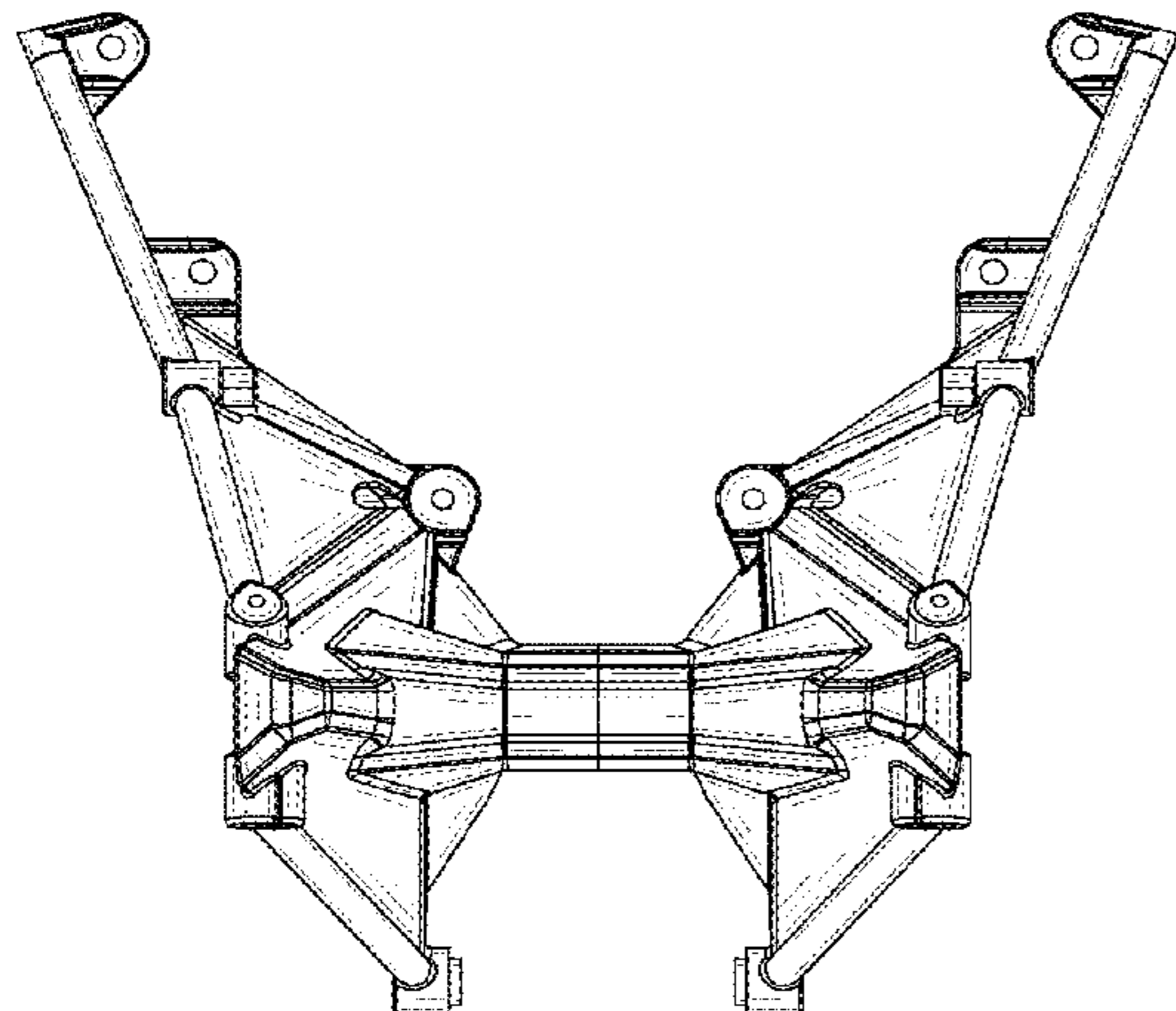
FIG. 5 is a top, left, front perspective view thereof; and,

FIG. 6 is a top, left, front environmental use perspective view of a shock tower for a model vehicle.

Structural elements depicted by broken lines have been shown for the purpose of illustrating portions of the shock tower for a model vehicle or its environment that form no part of the claimed design.

The appearance of the right side of the shock tower for a model vehicle is a mirror image of the left side of the shock tower for a model vehicle.

1 Claim, 4 Drawing Sheets



(56)

References Cited

U.S. PATENT DOCUMENTS

2,643,110 A 6/1953 Gregoire
 2,776,147 A 1/1957 Bamford
 2,913,253 A 11/1959 Taber
 2,931,663 A 4/1960 Ferand
 2,992,014 A 7/1961 Muller
 3,177,004 A 4/1965 Schmidt
 3,448,991 A 6/1969 Leggett
 3,545,125 A 12/1970 Okuma
 3,591,198 A 7/1971 Brando
 3,632,127 A 1/1972 Grosseau
 3,671,694 A 6/1972 Masuda
 3,721,455 A 3/1973 Blanton
 3,727,938 A 4/1973 Goodbary et al.
 3,738,631 A 6/1973 Haley
 3,787,073 A 1/1974 Lievore
 D262,959 S 2/1982 Cowan
 4,470,611 A 9/1984 Dunphily et al.
 D277,952 S 3/1985 Nakano et al.
 4,534,575 A 8/1985 Grove et al.
 D281,772 S 12/1985 Heidman et al.
 D295,769 S 5/1988 Olsen
 4,786,075 A 11/1988 Takahashi
 D304,221 S * 10/1989 Poulsen D21/561
 4,881,752 A 11/1989 Tanaka
 4,955,634 A 9/1990 Smith
 5,071,384 A * 12/1991 Poulsen A63H 17/36
 446/103
 5,080,389 A 1/1992 Kawano et al.
 5,108,126 A 4/1992 Banse
 D337,555 S 7/1993 McNab et al.
 D341,170 S * 11/1993 Olsen D21/495
 5,536,035 A * 7/1996 Bautz B60G 3/20
 280/124.139
 5,682,489 A 10/1997 Harrow et al.
 5,774,984 A 7/1998 Kotani
 5,839,742 A 11/1998 Holt
 5,845,926 A 12/1998 Davis et al.
 D409,681 S * 5/1999 Poulsen D21/502
 D411,263 S * 6/1999 Korsholm D21/495
 6,047,988 A 4/2000 Aloe et al.
 6,142,268 A 11/2000 Kuo-An
 D435,236 S 12/2000 Hanlon et al.
 6,170,838 B1 1/2001 Laurent et al.
 D446,263 S * 8/2001 Heys D21/326
 D468,252 S 1/2003 Morris
 6,550,796 B2 4/2003 Behr
 6,641,457 B1 11/2003 Lai
 6,655,118 B1 12/2003 Thompson et al.
 6,668,779 B2 12/2003 Hendriksma et al.
 6,702,307 B2 3/2004 Becker et al.
 6,719,313 B2 4/2004 Zadok
 6,761,372 B2 7/2004 Bryant
 D493,848 S * 8/2004 Dunst D21/562
 6,881,122 B2 4/2005 Bloch et al.
 6,945,843 B1 9/2005 Motosko
 7,185,902 B1 3/2007 Lloyd
 D546,751 S 7/2007 Laatz
 D567,886 S 4/2008 Lampert et al.
 7,367,573 B2 5/2008 Kudo et al.
 7,887,074 B2 2/2011 Byers et al.
 D647,826 S 11/2011 Goettker
 9,855,975 B2 1/2018 Amemiya
 2002/0041076 A1 4/2002 Becker et al.
 2002/0077025 A1 6/2002 Wu
 2002/0125676 A1 9/2002 Bryant
 2003/0122336 A1 7/2003 Zadok
 2003/0209217 A1 11/2003 Hendriksma et al.
 2004/0045518 A1 3/2004 Abe
 2004/0261739 A1 12/2004 Shimizuya

2005/0040619 A1 2/2005 Melcher
 2006/0006622 A1 1/2006 Gesmer et al.
 2012/0169023 A1* 7/2012 Rawlinson B60G 15/067
 280/124.155

OTHER PUBLICATIONS

Associated Electrics, "Monster GT" model truck; Associated Electrics, Inc., Costa Mesa, California, 1 photograph.
 Associated Electrics, "RC10GT" model vehicle; Associated Electrics, Inc., Costa Mesa, California, 1 photograph.
 Bradley, John; "The Racing Motorcycle"; 1996, pp. 246-273, 322-325; Broadland Leisure Publications, England.
 Ellsworth, Tony; "Suspension Design Enhancements—The Ellsworth Dare"; Dreamride Mountain Bike Tours and Film Services, Moab, Utah, 2001.
 Horizon Hobby, "Losi XXX buggy"; Horizon Hobby, Inc., Champaign, Illinois; 1 sketch of suspension geometry.
 HPI Racing, "Savage 21" model truck; Hobby Products International, Foothill Ranch, California; 1 sketch of suspension geometry.
 HyperPRO_USA; "What is Progressive Suspension?" HyperPRO_USA.com.
 Kyosho Inferno MP7.5 model car; Kyosho America, Lake Forest, California; 2 sketches of suspension geometry.
 Milliken, William F. and Milliken, Douglas L.; "Race Car Vehicle Dynamics" 1995, pp. 580-583, 595-597, 628-631; SAE Publications Group, Pennsylvania USA.
 Phillpotts, Peter; "Rising Rate Suspension"; Off Road Design, 2001.
 Race Tech, "Profile—Chalmers Formula SAE Car" Race Tech magazine, Oct./Nov. 2003, p. 74; Racecar Graphic Ltd, London, England.
 Racecar Engineering, Jun. 2003—vol. 13 No. 06, pp. 15, 106; Country & Leisure Media Ltd./IPC Media Ltd., Croydon, England.
 Salven, Michael; "Progressive Suspension" Nov. 10, 2000; myTSN—Publication, Netherlands.
 Serpent, Vetec; Serpent Model Racing Cars, Noord-Holland, Netherlands; 3 pictures.
 Serpent, Vetec; Serpent Model Racing Cars, Noord-Holland, Netherlands; 1 sketch of suspension geometry.
 Staniforth, Allan; "Competition Car Suspension" 1988, pp. 76-81, 84-85; Haynes Publications, Newbury Park, California.
 Tamiya, "Terra Crusher" model truck; Tamiya America, Inc., Aliso Viejo, California; 1 sketch of suspension geometry.
 Traxxas, "Nitro Rustler" model vehicle; Traxxas LP, Plano, Texas; 1 photograph.
 Traxxas; "T-Maxx Assemblies, Front Assembly" exploded view; Traxxas LP, Plano, Texas.
 Traxxas, "T-Maxx" model vehicle; Traxxas LP, Plano, Texas; 1 photograph.
 Full size vehicle with suspension linkage #1.
 Full size vehicle with suspension linkage #2.
 Axial SCX10 II Shock Hoops AX131380; <http://www.axialracing.com/products/ax31380>; Aug. 2016.
 HPI Venture FJ Cruiser; <http://www.hpiracing.com/en/article/view/2016012702>; Jan. 27, 2016.
 Taiwan IPO Search Report, Taiwan Design App No. 105301437; dated Aug. 4, 2016.
 Taiwan IPO Search Report, Taiwan Design App No. 106300762; dated May 16, 2017.
 L. Granieri; U.S. Pat. No. 903,080; Road Vehicle Wheel Axle; Nov. 3, 1908.
 H. Ewing; U.S. Pat. No. 951,000; Spring Controlled Vehicle Wheel Link; Mar. 1, 1910.
 Hobby Town; Front_Rear_Shock_Tower_set [online] found on Mar. 5, 2018 from URL <https://www.hobbytown.com/trx-front-rear-shock-tower-set-by-traxxas-tra8216/p668322>.

* cited by examiner

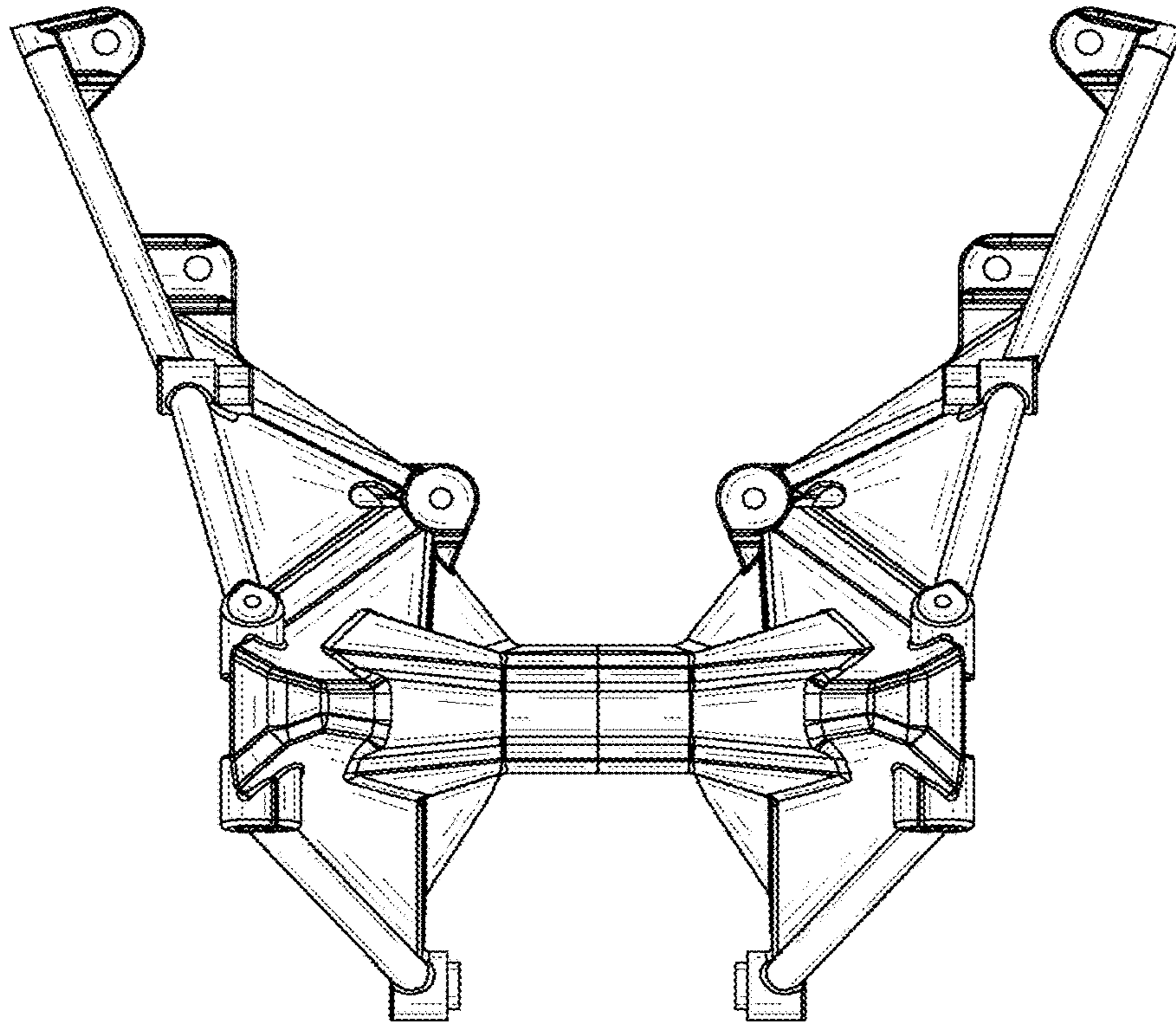


FIG. 1

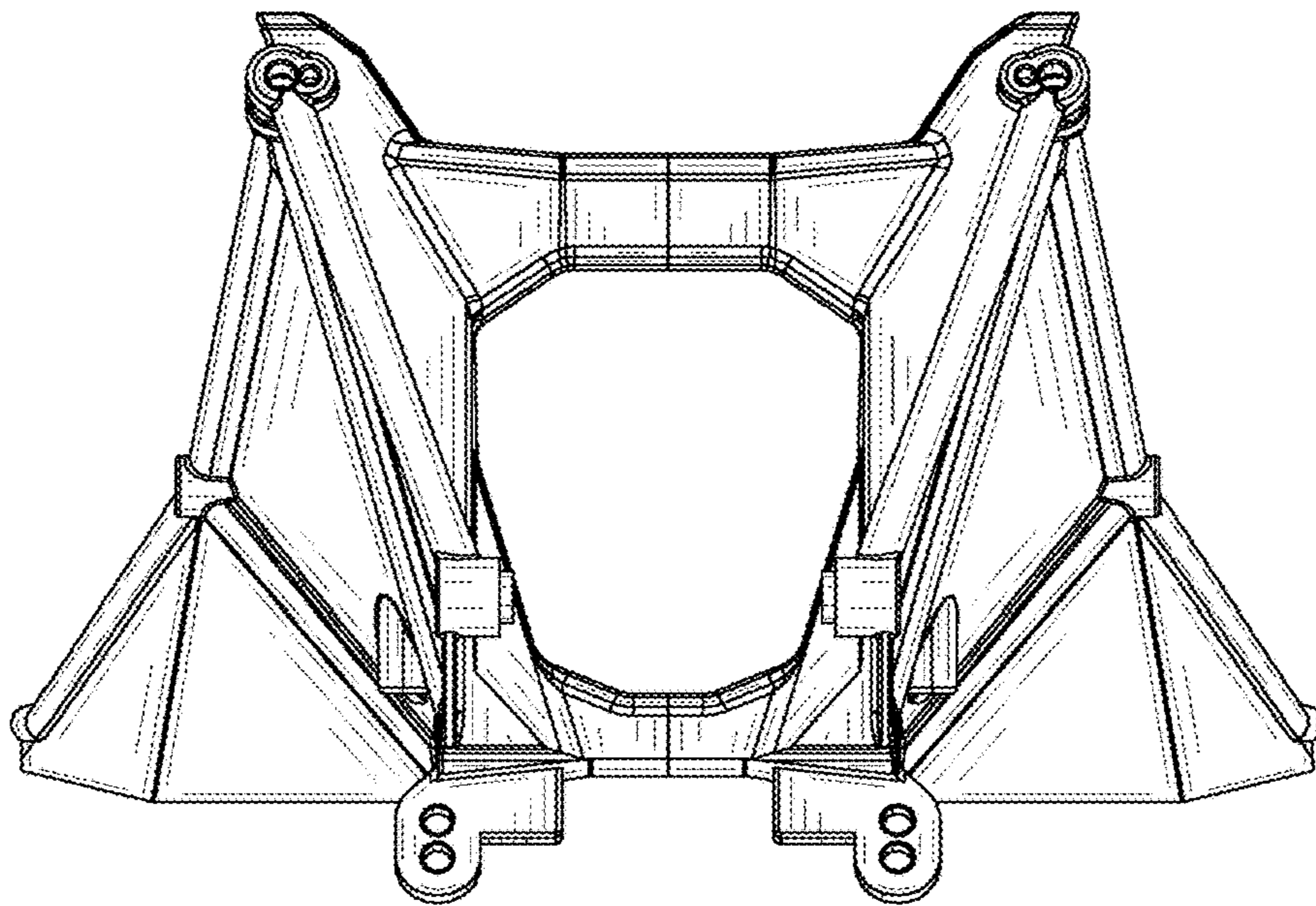


FIG. 2

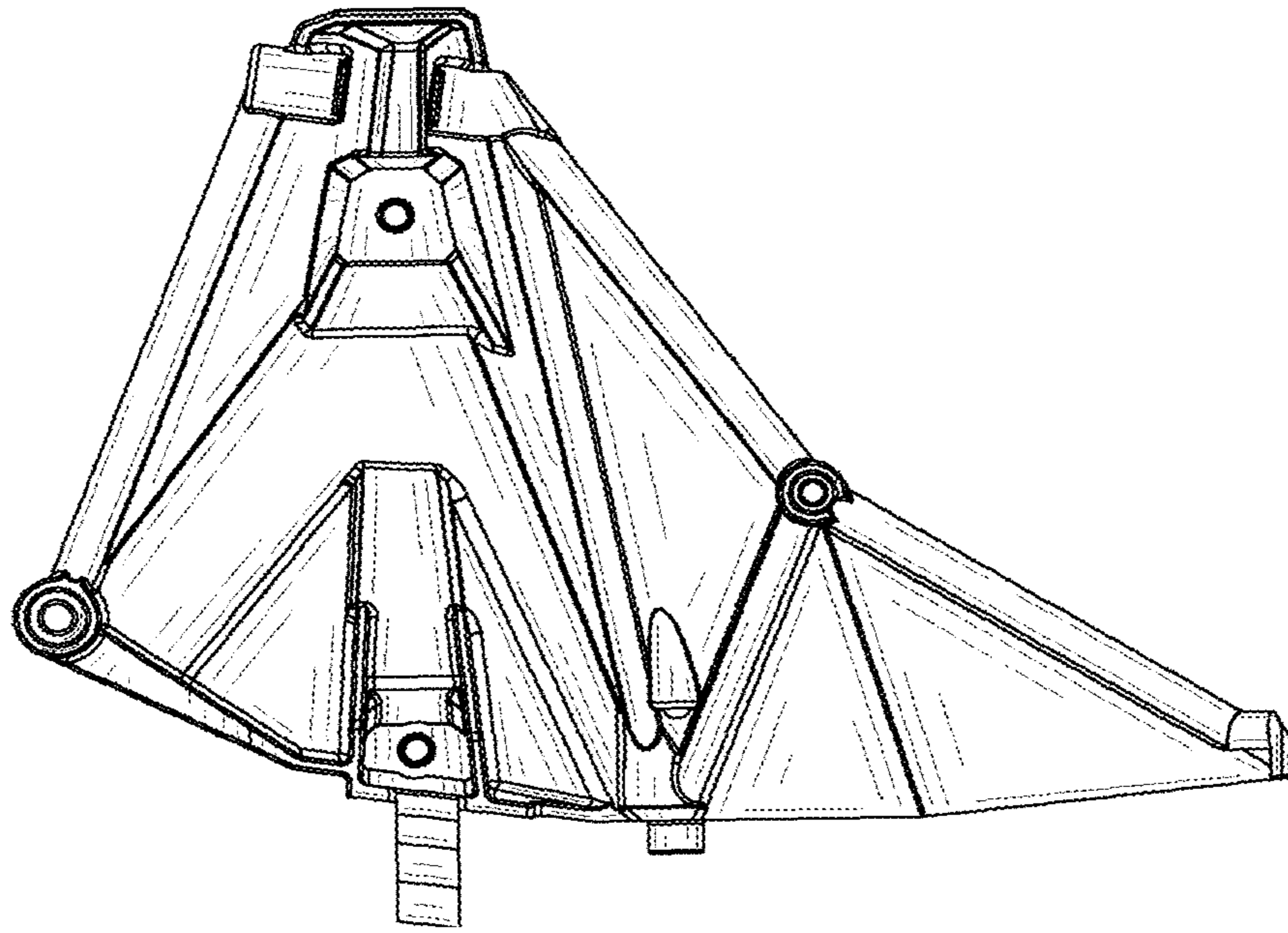


FIG. 3

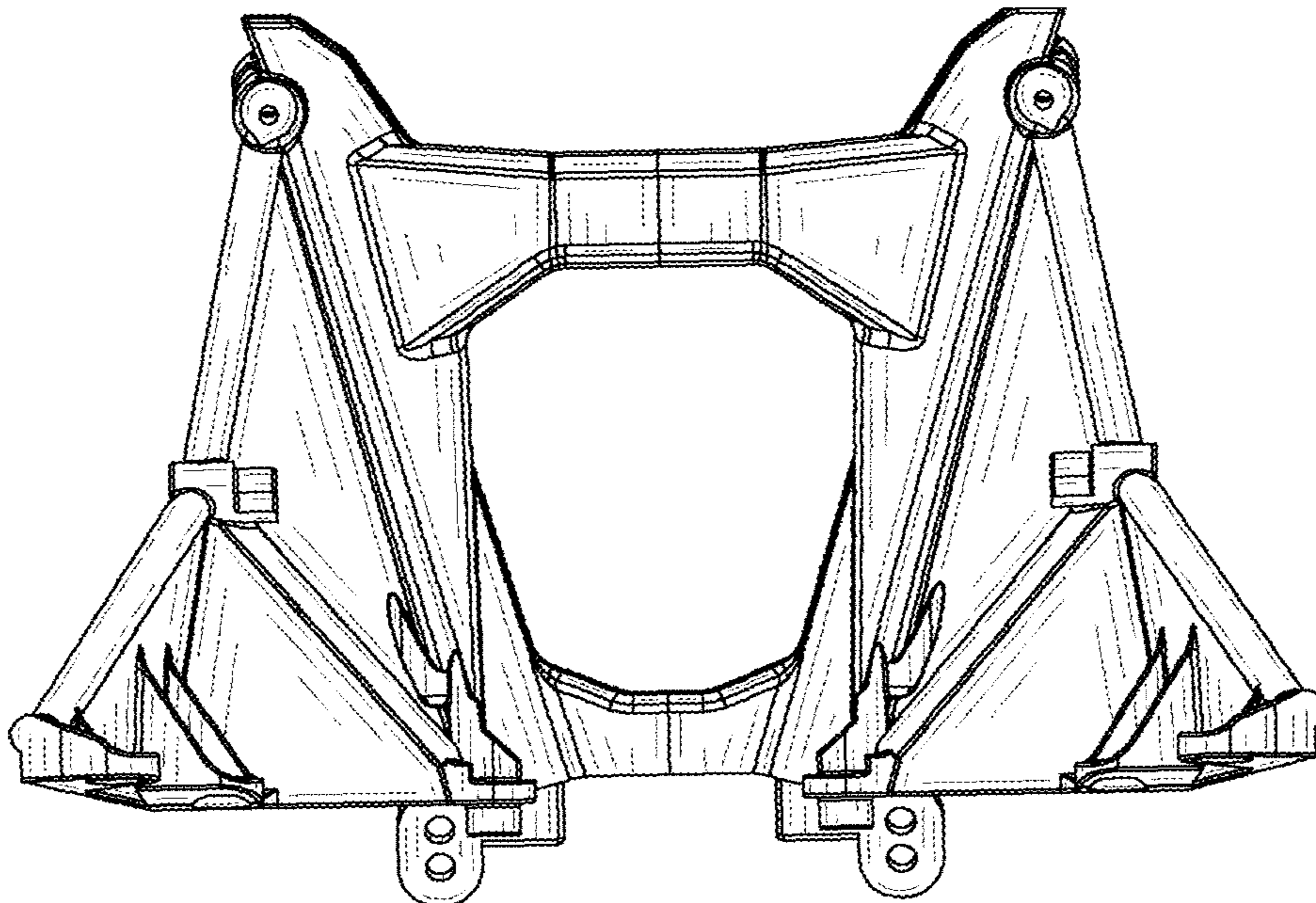


FIG. 4

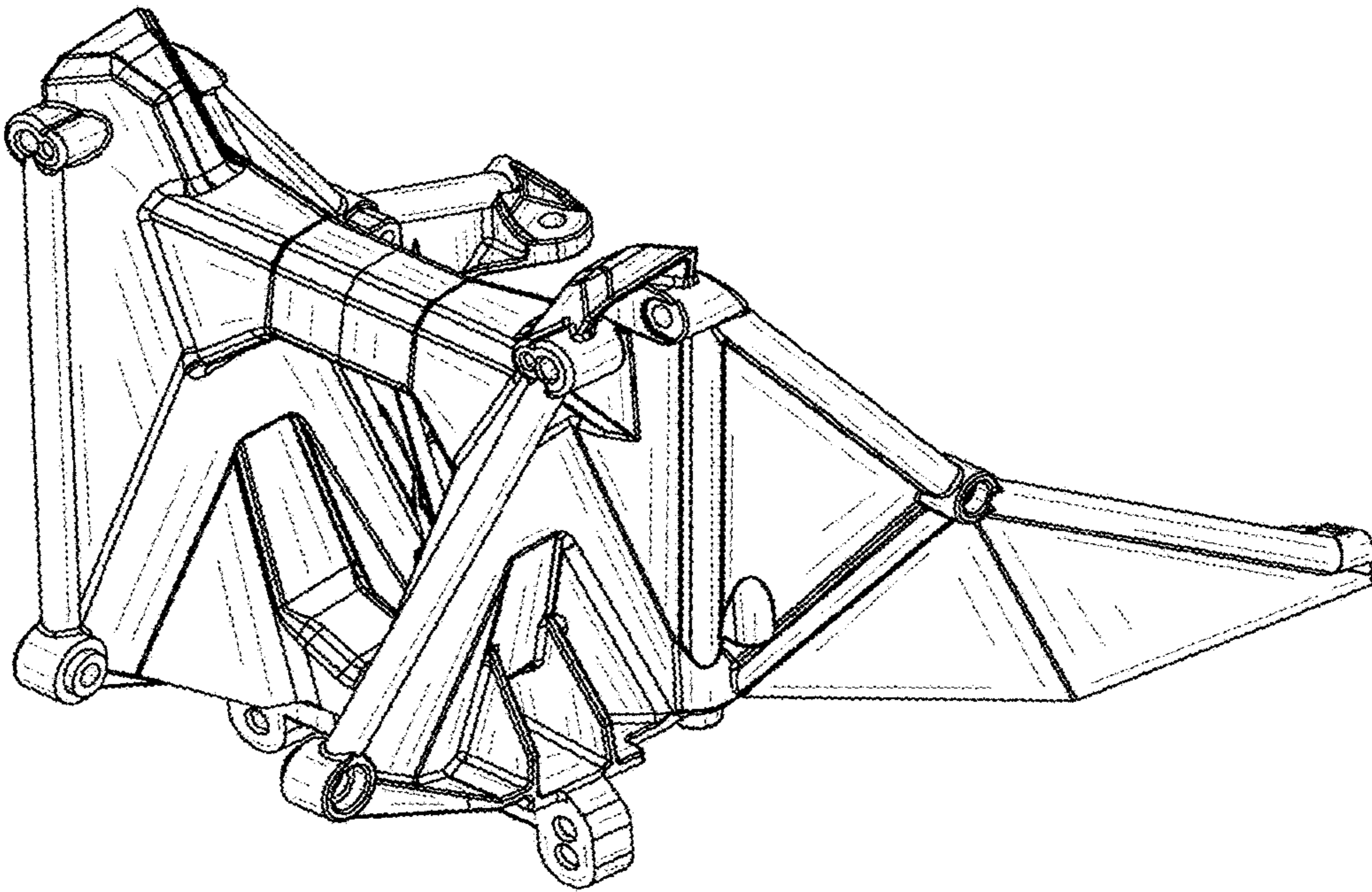


FIG. 5

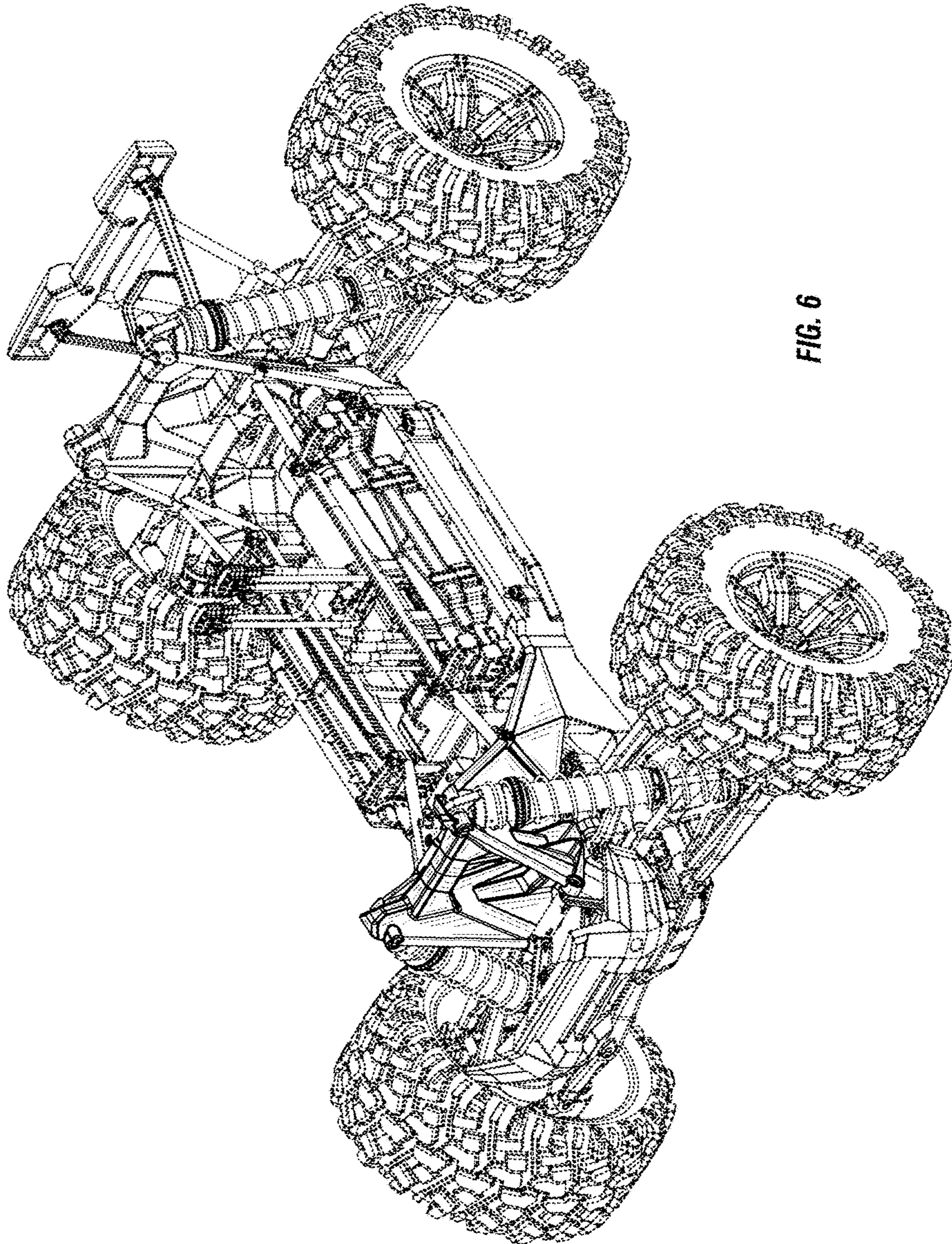


FIG. 6