



US00D839343S

(12) **United States Design Patent**
Wrigley et al.

(10) **Patent No.:** **US D839,343 S**
(45) **Date of Patent:** **** Jan. 29, 2019**

- (54) **NOTEBOOK POCKET**
- (71) Applicant: **Staples The Office Superstore, LLC**, Framingham, MA (US)
- (72) Inventors: **Adam Wrigley**, New York, NY (US); **Kenneth Zins**, Fitchburg, MA (US)
- (73) Assignee: **Staples, Inc.**, Framingham, MA (US)

5,620,207 A 4/1997 Podosek et al.
 5,664,724 A * 9/1997 Ho B42F 7/08
 206/425
 5,876,143 A 3/1999 Ong
 D415,196 S * 10/1999 Moor D19/26
 6,412,819 B1 7/2002 Paine et al.
 (Continued)

- (**) Term: **14 Years**
- (21) Appl. No.: **29/523,263**
- (22) Filed: **Apr. 8, 2015**

FOREIGN PATENT DOCUMENTS

CN 1982078 6/2007
 CN 101232998 7/2008
 (Continued)

Related U.S. Application Data

- (63) Continuation-in-part of application No. 13/438,044, filed on Apr. 3, 2012, now abandoned.
- (51) **LOC (11) Cl.** **19-04**
- (52) **U.S. Cl.**
USPC **D19/32**
- (58) **Field of Classification Search**
USPC D19/26, 27, 28, 32, 100, 199, 202, 203;
D3/227, 230, 303
CPC B42F 13/002; B42F 13/0026; B42F 13/26;
B42F 7/025
See application file for complete search history.

OTHER PUBLICATIONS

Official Action for U.S. Appl. No. 13/438,044, dated Aug. 28, 2015
 10 pages.
 (Continued)

Primary Examiner — Sandra S Snapp
Assistant Examiner — Ieisha N Price
 (74) *Attorney, Agent, or Firm* — Sheridan Ross P.C.

(56) **References Cited**

U.S. PATENT DOCUMENTS

2,354,782 A 8/1944 Stradling et al.
 4,296,945 A 10/1981 Pavlik
 4,307,972 A 12/1981 Erricheiello
 D302,698 S * 8/1989 Rexroat D19/26
 5,042,841 A * 8/1991 Friedman B42F 13/0006
 281/27.1
 5,193,681 A 3/1993 Lievsay
 5,222,825 A 6/1993 Wyant
 D352,733 S * 11/1994 French D19/32
 5,370,419 A 12/1994 Takayama

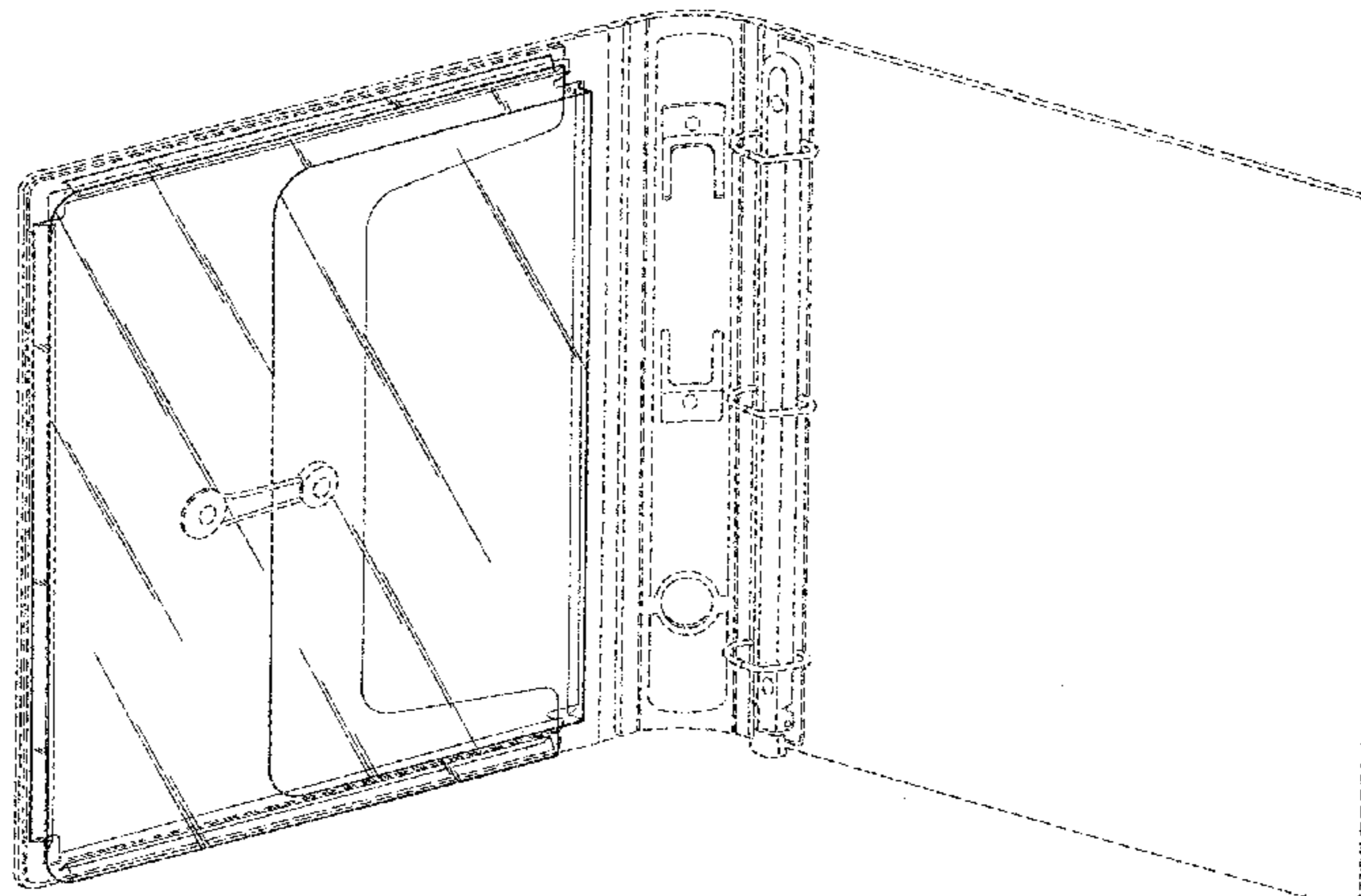
(57) **CLAIM**

The ornamental design for notebook pocket, as shown and described.

DESCRIPTION

FIG. 1 is a perspective view of the notebook pocket shown on a notebook with elements thereof and the notebook shown in phantom;
 FIG. 2 is a front view thereof;
 FIG. 3 is a top view thereof;
 FIG. 4 is a bottom view thereof; and,
 FIG. 5 is a left side view thereof, the right side view is a mirror image thereof.
 The broken lines shown are included for illustrative purposes only form no part of the claimed design.

1 Claim, 3 Drawing Sheets



(56)

References Cited

U.S. PATENT DOCUMENTS

6,558,063 B2 * 5/2003 Ho B42F 7/08
206/425

D522,576 S 6/2006 Smith

7,063,477 B2 6/2006 Busam et al.

D554,704 S 11/2007 Krepak

7,399,136 B2 7/2008 Petrie et al.

D599,852 S * 9/2009 Baker D19/27

D601,623 S 10/2009 Baker et al.

D611,533 S * 3/2010 Baker D19/27

7,717,639 B2 5/2010 Zins et al.

D618,277 S * 6/2010 Baker D19/27

D633,559 S * 3/2011 Le D19/27

D673,607 S 1/2013 Sato et al.

D731,593 S * 6/2015 Petrie D19/32

D797,846 S * 9/2017 Coram D19/26

2003/0234281 A1 * 12/2003 Ho B42F 7/08
229/67.3

2008/0223907 A1 * 9/2008 Su B42F 7/02
229/67.3

2009/0003924 A1 1/2009 Rylander et al.

2012/0241507 A1 * 9/2012 Rowe A45C 11/18
229/67.3

2012/0294669 A1 * 11/2012 Wrigley B42F 7/025
402/31

FOREIGN PATENT DOCUMENTS

CN 101370671 2/2009

EP 0802070 10/1997

OTHER PUBLICATIONS

International Search Report and Written Opinion for International (PCT) Patent Application No. PCT/US2012/032911, dated Jun. 20, 2012 3 pages.

Official Action for Australia Patent Application No. 2012364798, dated Aug. 22, 2015 2 pages.

U.S. Appl. No. 13/438,044, filed Apr. 3, 2012, Adam Wrigley et al.

U.S. Appl. No. 61/486,462, filed May 16, 2011, Adam Wrigley et al.

* cited by examiner

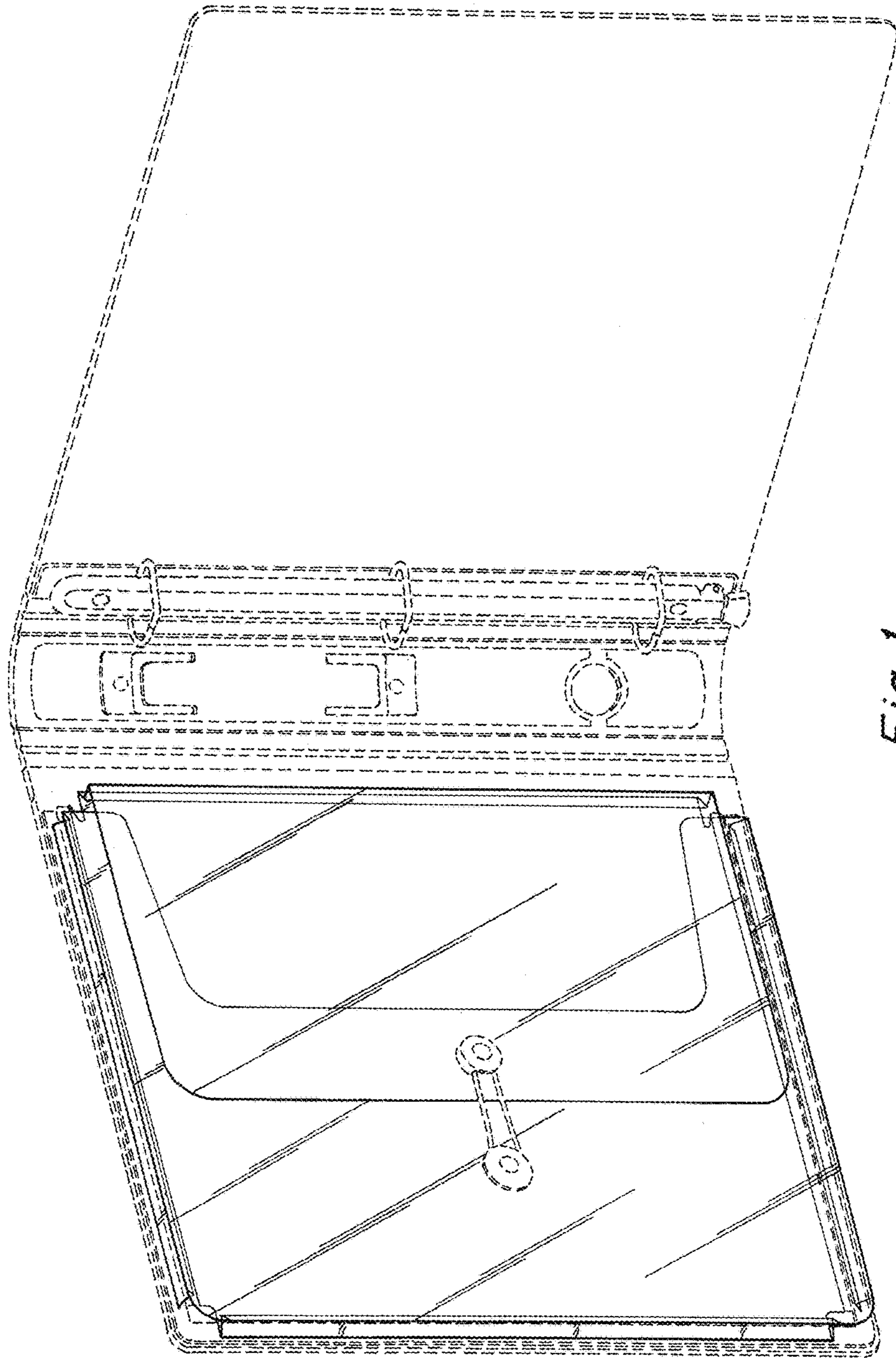


Fig. 1

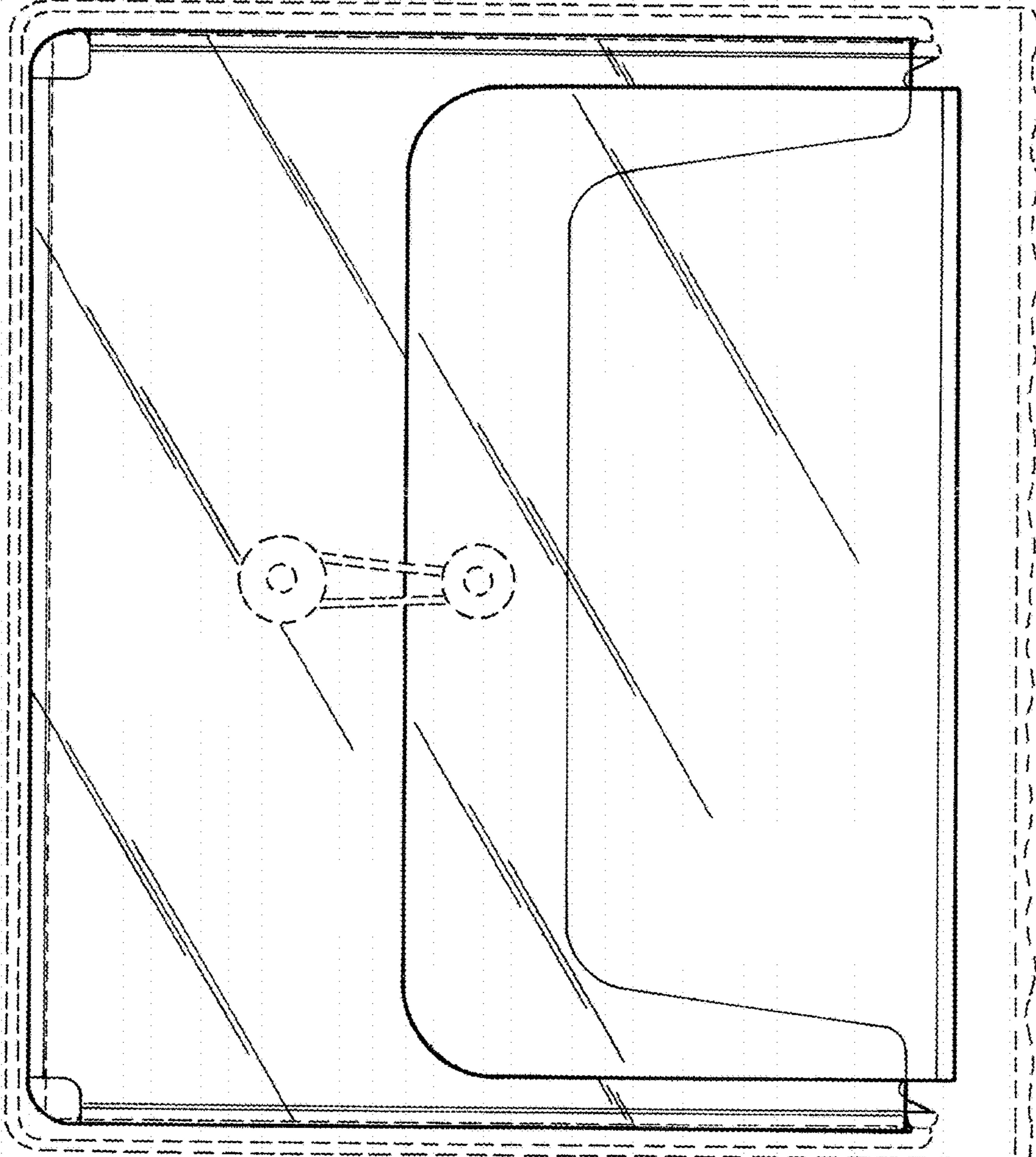


Fig. 2



Fig. 3



Fig. 4




Fig. 5