



US00D839331S

(12) **United States Design Patent**
Nilsson

(10) **Patent No.:** **US D839,331 S**

(45) **Date of Patent:** **** Jan. 29, 2019**

(54) **AUTOMATICALLY GUIDED PLATFORM FOR ORDER PICKING**

(71) Applicant: **TOYOTA MATERIAL HANDLING MANUFACTURING SWEDEN AB, Mjolby (SE)**

(72) Inventor: **Mattias Nilsson, Mjolby (SE)**

(73) Assignee: **TOYOTA MATERIAL HANDLING MANUFACTURING SWEDEN AB, Mjolby (SE)**

(**) Term: **15 Years**

(21) Appl. No.: **29/584,922**

(22) Filed: **Nov. 18, 2016**

(30) **Foreign Application Priority Data**

May 19, 2016 (EM) 003141746-0001
May 19, 2016 (EM) 003141746-0003

(51) **LOC (11) Cl.** **15-99**

(52) **U.S. Cl.**
USPC **D15/199**

(58) **Field of Classification Search**
USPC D34/12, 16, 28, 29, 35; D15/199
CPC B25J 9/044; B25J 9/102; G06F 3/0485;
G05D 1/0022; G05D 2201/0209; B60K
17/358; B60K 17/34; B60K 17/043;
B62D 7/142

See application file for complete search history.

(56) **References Cited**

U.S. PATENT DOCUMENTS

D175,033 S * 6/1955 McCollough D12/1
D180,020 S * 4/1957 Hemmeter D10/82

4,137,984 A * 2/1979 Jennings B62D 1/28
180/168
D457,999 S * 5/2002 Oshima D34/17
D468,884 S * 1/2003 Ito D34/12
D559,867 S * 1/2008 Abramson D15/14
7,401,796 B1 * 7/2008 Greco A47B 21/00
280/47.34
D663,333 S * 7/2012 Kitano D15/199
D683,101 S * 5/2013 Wojdyla-Gray D34/14
D743,647 S * 11/2015 Heck D32/21
D791,208 S * 7/2017 Hale D15/199
D810,167 S * 2/2018 Yang D15/199
D811,458 S * 2/2018 Wang D15/199
D812,663 S * 3/2018 Waters D15/199
D812,836 S * 3/2018 Wohlstadter D34/12

* cited by examiner

Primary Examiner — Cynthia Ramirez

(74) *Attorney, Agent, or Firm* — Knobbe, Martens, Olson & Bear, LLP


(57) **CLAIM**

The ornamental design for an automatically guided platform for order picking, as shown and described.

DESCRIPTION

FIG. 1 is a front perspective view of an automatically guided platform for order picking showing my new design.
FIG. 2 is a right side elevational view thereof.
FIG. 3 is a left side elevational view thereof.
FIG. 4 is a front elevational view thereof.
FIG. 5 is a rear elevational view thereof.
FIG. 6 is a top plan view thereof; and,
FIG. 7 is a bottom plan view thereof.
The broken lines in the drawings depict portions of the automatically guided platform for order picking that are not part of the claimed design.

1 Claim, 4 Drawing Sheets



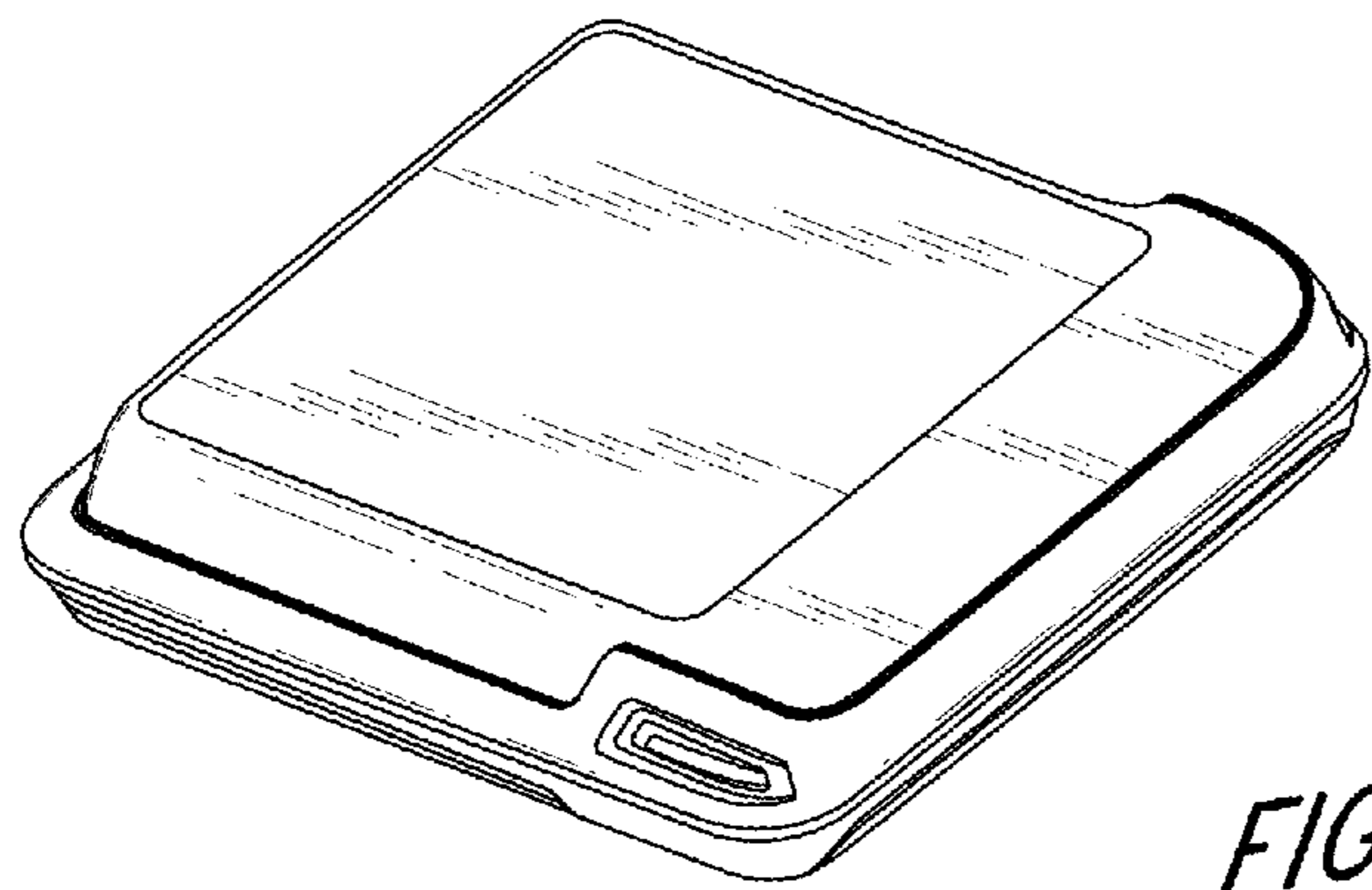


FIG. 1

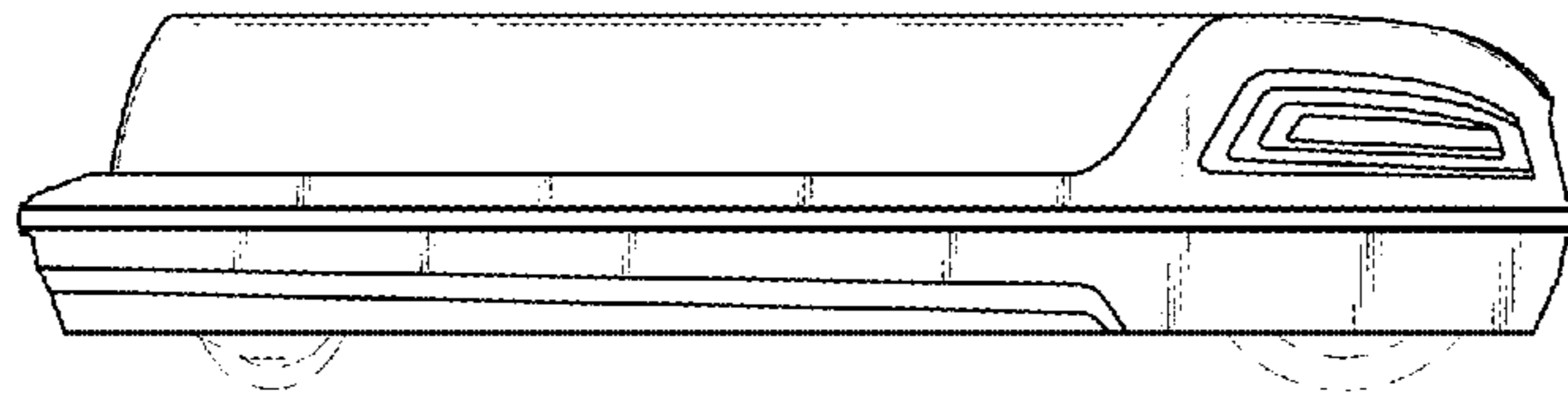


FIG. 2

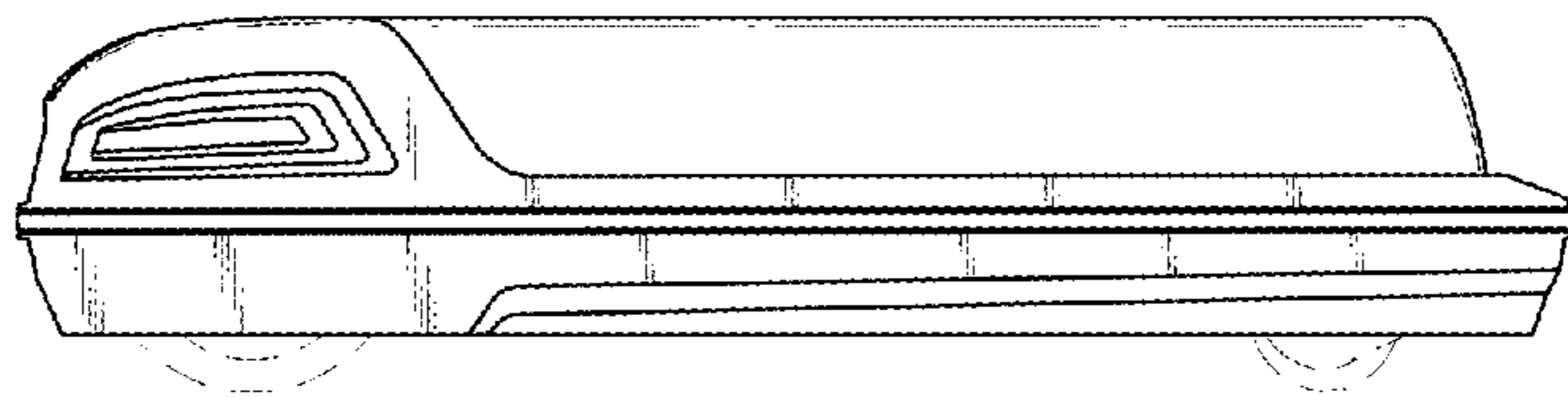


FIG. 3

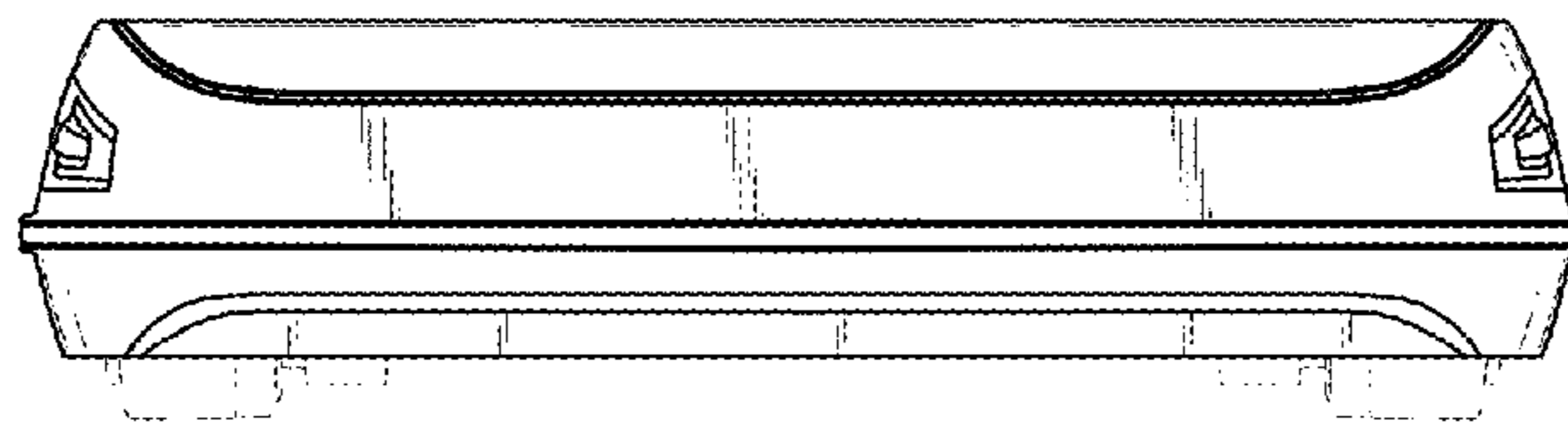


FIG. 4

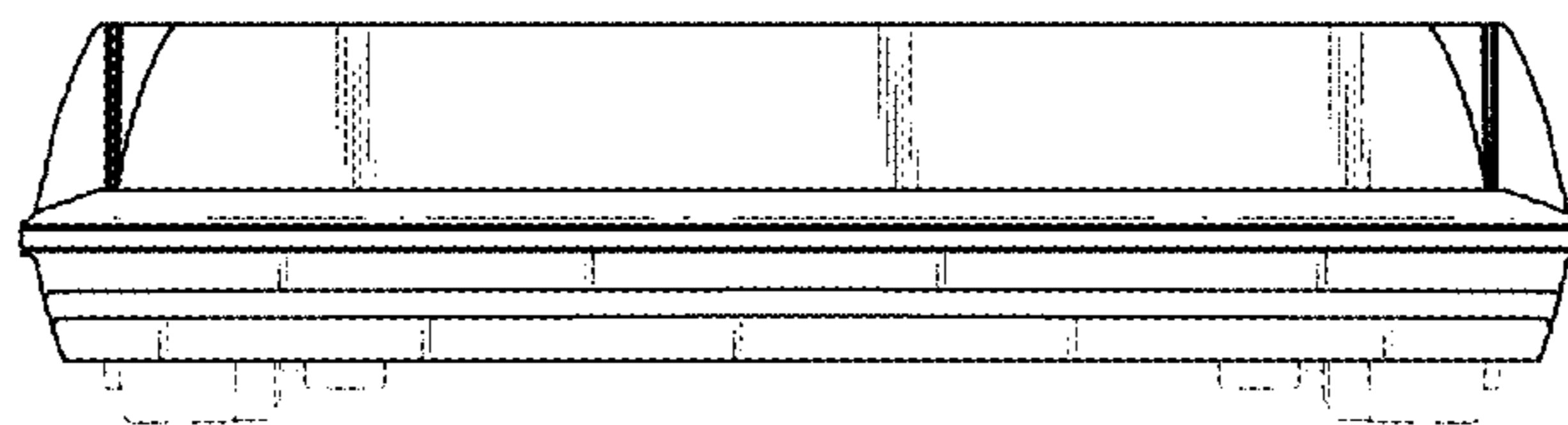


FIG. 5

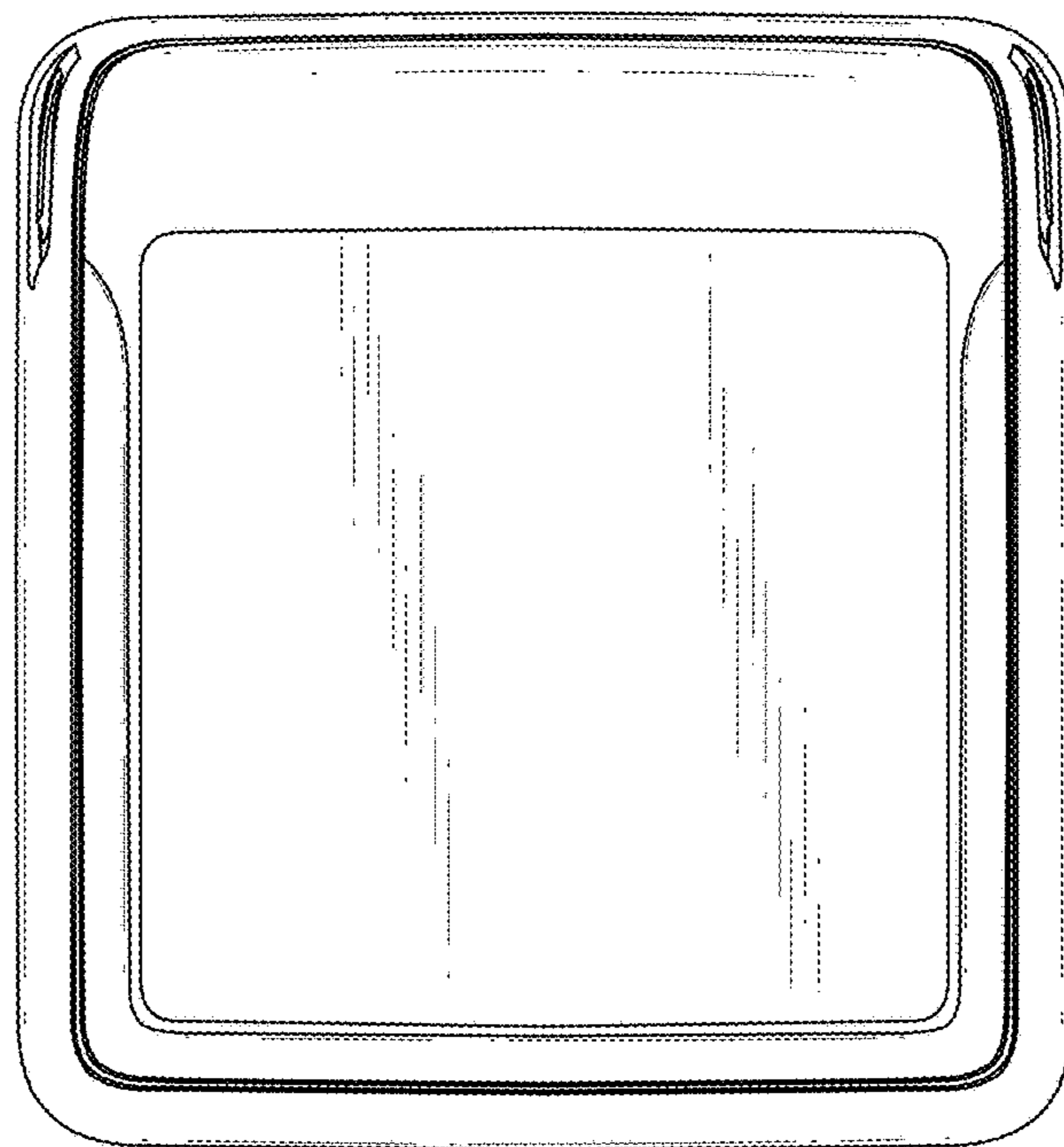


FIG. 6

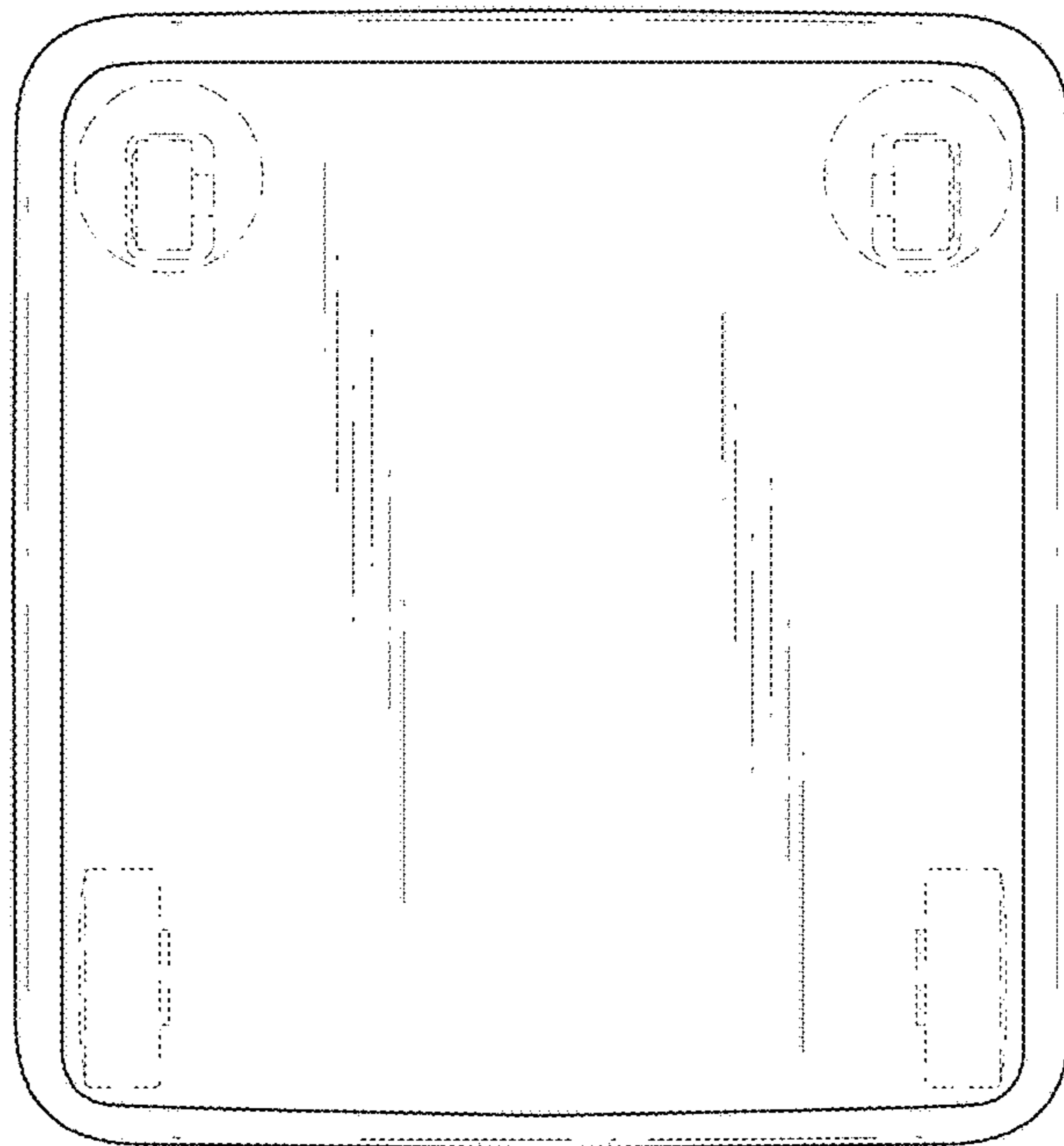


FIG. 7