



US00D839305S

(12) **United States Design Patent**
Hawkins et al.

(10) **Patent No.:** **US D839,305 S**
(45) **Date of Patent:** **** Jan. 29, 2019**

(54) **DISPLAY SCREEN OR PORTION THEREOF WITH TRANSITIONAL GRAPHICAL USER INTERFACE**

(71) Applicant: **Aristocrat Technologies Australia Pty Limited**, North Ryde, NSW (AU)

(72) Inventors: **Ryan Hawkins**, Henderson, NV (US); **Yanis Tsombanidis**, Las Vegas, NV (US); **Stephanie Johns**, Las Vegas, NV (US)

(73) Assignee: **ARISTOCRAT TECHNOLOGIES AUSTRALIA PTY LIMITED** (AU)

(**) Term: **15 Years**

(21) Appl. No.: **29/617,590**

(22) Filed: **Sep. 14, 2017**

(51) **LOC (11) Cl.** **14-04**

(52) **U.S. Cl.**

USPC **D14/488**; D14/486

(58) **Field of Classification Search**

USPC D14/485–488, 493

CPC G06F 3/04847; G06F 3/0485; G06F 3/048;

G06F 3/0488; H04N 1/00477; A63F

2001/001

See application file for complete search history.

(56) **References Cited**

U.S. PATENT DOCUMENTS

D557,702 S *	12/2007	Viegers	D14/489
D679,722 S *	4/2013	Ray	D14/486
D702,701 S *	4/2014	Scharfeld	D14/486
D750,128 S *	2/2016	Capela	D14/489
D765,136 S *	8/2016	Lee	D14/488
D772,240 S *	11/2016	Edstrom	D14/485
D773,512 S *	12/2016	Miura	D14/486
D785,664 S *	5/2017	Yao	D14/486
D786,271 S *	5/2017	Randon	D14/485

D790,563 S *	6/2017	Lam	D14/485
D792,451 S *	7/2017	Jeon	D14/485
D801,358 S *	10/2017	Jungmann	D14/486
2015/0018070 A1 *	1/2015	Meyer	G07F 17/34

463/20

2016/0093147 A1 *	3/2016	Penacho	G07F 17/326
-------------------	--------	---------------	-------------

463/20

2016/0189471 A1 *	6/2016	Penacho	G07F 17/326
-------------------	--------	---------------	-------------

463/20

2018/0078847 A1 *	3/2018	Sorreta	G07F 17/326
-------------------	--------	---------------	-------------

* cited by examiner

Primary Examiner — Darlington Ly

Assistant Examiner — Katherine A Holbrow

(74) *Attorney, Agent, or Firm* — McAndrews, Held & Malloy, Ltd.

(57) **CLAIM**

The ornamental design for a display screen or portion thereof with transitional graphical user interface, as shown and described.

DESCRIPTION

FIG. 1 is the first image in a sequence of a display screen or portion thereof with transitional graphical user interface showing our new design;

FIG. 2 is the second image thereof;



FIG. 3 is the third image thereof; and,

FIG. 4 is the fourth image thereof.

The dashed broken line perimeter in the drawings illustrates a display screen or portion thereof and forms no part of the claimed design. The remaining dashed broken lines in the drawings illustrate portions of the graphical user interface that form no part of the claimed design.

The appearance of the transitional image sequentially transitions between the images shown in FIGS. 1-4. The process or period in which one image transitions to another image forms no part of the claimed design.

1 Claim, 4 Drawing Sheets






FIG. 1




FIG. 2




FIG. 3

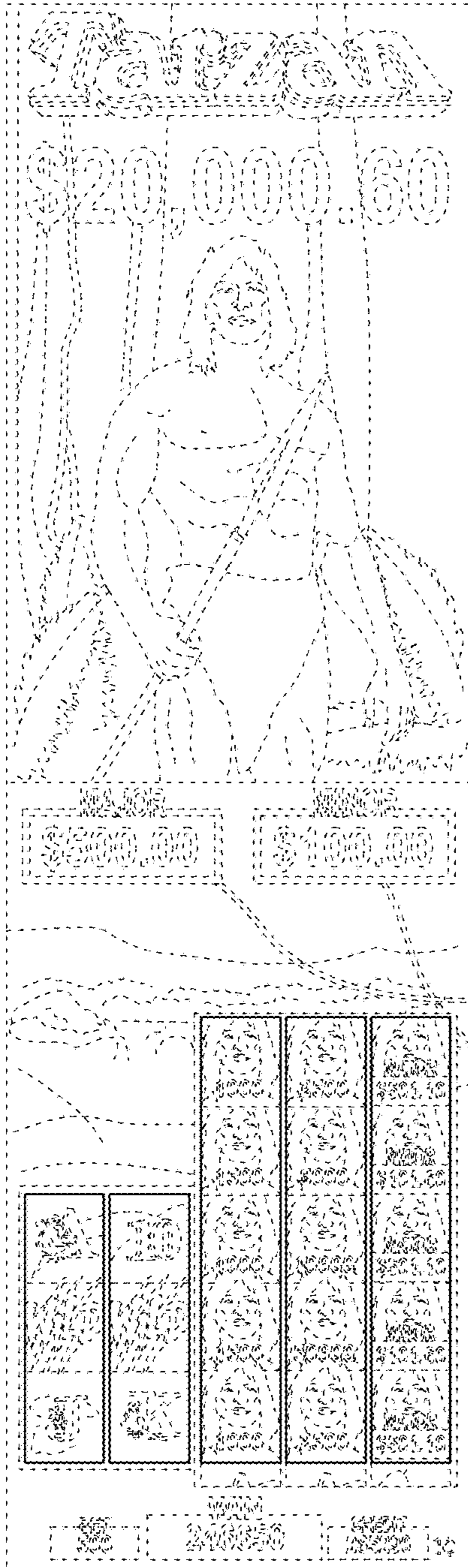


FIG. 4