



US00D839304S

(12) **United States Design Patent**
Penacho et al.

(10) **Patent No.:** **US D839,304 S**

(45) **Date of Patent:** **** Jan. 29, 2019**

(54) **DISPLAY SCREEN OR PORTION THEREOF WITH TRANSITIONAL GRAPHICAL USER INTERFACE**

(71) Applicant: **Aristocrat Technologies Australia Pty Limited**, North Ryde, NSW (AU)

(72) Inventors: **Gary Penacho**, Henderson, NV (US);
Thomas Tuomey, Las Vegas, NV (US)

(73) Assignee: **ARISTOCRAT TECHNOLOGIES AUSTRALIA PTY LIMITED** (AU)

(**) Term: **15 Years**

(21) Appl. No.: **29/616,125**

(22) Filed: **Sep. 1, 2017**

(51) **LOC (11) Cl.** **14-04**

(52) **U.S. Cl.**
USPC **D14/488**; D14/486

(58) **Field of Classification Search**
USPC D14/485-488
CPC G06F 3/04847; G06F 3/0485; G06F 3/048;
G06F 3/0488; H04N 1/00477; A63F
2001/001

See application file for complete search history.

(56) **References Cited**

U.S. PATENT DOCUMENTS

D562,338 S *	2/2008	Keohane	D14/487
D579,456 S *	10/2008	Chen	D14/485
D628,208 S *	11/2010	Potemski	D14/486
D666,625 S *	9/2012	Gilmore	D14/485
D668,261 S *	10/2012	Arnold	D14/488
D679,722 S *	4/2013	Ray	D14/486
D702,701 S *	4/2014	Scharfeld	D14/486
8,832,598 B2 *	9/2014	Hirata G06F 17/30126	715/836
D728,585 S *	5/2015	Lee	D14/485
D760,275 S *	6/2016	Zhang	D14/488

D765,136 S *	8/2016	Lee	D14/488
D772,240 S *	11/2016	Edstrom	D14/485
D772,273 S *	11/2016	Spector	D14/486
D773,512 S *	12/2016	Miura	D14/486
D785,664 S *	5/2017	Yao	D14/486
D786,271 S *	5/2017	Randon	D14/485
D790,563 S *	6/2017	Lam	D14/485
D792,451 S *	7/2017	Jeon	D14/485
D794,661 S *	8/2017	Nishizawa	D14/486
D794,664 S *	8/2017	Okabe	D14/486
D801,358 S *	10/2017	Jungmann	D14/486
D802,616 S *	11/2017	Hajimusa	D14/486
2015/0018070 A1 *	1/2015	Meyer	G07F 17/34 463/20

(Continued)

Primary Examiner — Darlington Ly

Assistant Examiner — Katherine A Holbrow

(74) *Attorney, Agent, or Firm* — McAndrews, Held & Malloy, Ltd.

(57) **CLAIM**

The ornamental design for a display screen or portion thereof with transitional graphical user interface, as shown and described.

DESCRIPTION



FIG. 1 is the first image in a sequence of a display screen or portion thereof with transitional graphical user interface, showing our new design; and,

FIG. 2 is the second image thereof.

The dashed broken line perimeter in the drawings illustrates a display screen or portion thereof and forms no part of the claimed design. The remaining dashed broken lines in the drawings illustrate portions of the graphical user interface that form no part of the claimed design.

The appearance of the transitional image sequentially transitions between the images shown in FIGS. 1-2. The process or period in which one image transitions to another image forms no part of the claimed design.

1 Claim, 2 Drawing Sheets



(56)

References Cited

U.S. PATENT DOCUMENTS

2016/0093147 A1* 3/2016 Penacho G07F 17/326
463/20
2016/0189471 A1* 6/2016 Penacho G07F 17/326
463/20
2018/0078847 A1* 3/2018 Sorreta G07F 17/326

* cited by examiner




FIG. 1




FIG. 2