



US00D839293S

(12) **United States Design Patent**
Tsuji et al.

(10) **Patent No.:** **US D839,293 S**
(45) **Date of Patent:** **** Jan. 29, 2019**

- (54) **DISPLAY DEVICE WITH A GRAPHICAL USER INTERFACE PRESENTING A COUNTDOWN TIMER FOR CONNECTING WITH AN AGENT**
- (71) Applicants: **Jessica Tsuji**, San Diego, CA (US); **Ian Cameron**, San Diego, CA (US); **Heather Daggett**, San Diego, CA (US)
- (72) Inventors: **Jessica Tsuji**, San Diego, CA (US); **Ian Cameron**, San Diego, CA (US); **Heather Daggett**, San Diego, CA (US)
- (73) Assignee: **Intuit Inc.**, Mountain View, CA (US)
- (**) Term: **15 Years**
- (21) Appl. No.: **29/598,671**
- (22) Filed: **Mar. 28, 2017**
- (51) **LOC (11) Cl.** **14-04**
- (52) **U.S. Cl.**
USPC **D14/486; D14/488**
- (58) **Field of Classification Search**
USPC D14/485–495
CPC G06F 3/04847; G06F 3/0485; G06F 3/048; G06F 3/0488; H04N 1/00477
See application file for complete search history.

(56) **References Cited**

U.S. PATENT DOCUMENTS

- 5,392,388 A * 2/1995 Gibson G06F 3/04845 345/684
- 5,798,760 A * 8/1998 Vayda G06F 3/0482 715/834
- D567,297 S * 4/2008 Del Castillo D14/401
- D669,499 S * 10/2012 Gardner D14/495
- D713,411 S * 9/2014 Gall D14/485
- D717,822 S * 11/2014 Brotman D14/486
- D723,061 S * 2/2015 Qin D14/495
- D724,621 S * 3/2015 Rydenhag D14/489

- D735,733 S * 8/2015 Hontz, Jr. D14/485
- D739,872 S * 9/2015 Bang D14/488
- D740,300 S * 10/2015 Lee G06F 3/04817 D14/485
- D751,574 S * 3/2016 Forsblom D14/485
- D753,698 S * 4/2016 Moeri D14/486
- D754,682 S * 4/2016 Lee D14/485
- D761,277 S * 7/2016 Harvell D14/485
- D761,297 S * 7/2016 Eder D14/487
- D761,801 S * 7/2016 Rickes G06F 3/04817 D14/485

(Continued)

Primary Examiner — Darlington Ly
Assistant Examiner — Katherine A Holbrow
(74) *Attorney, Agent, or Firm* — Ferguson Braswell
Fraser Kubasta PC

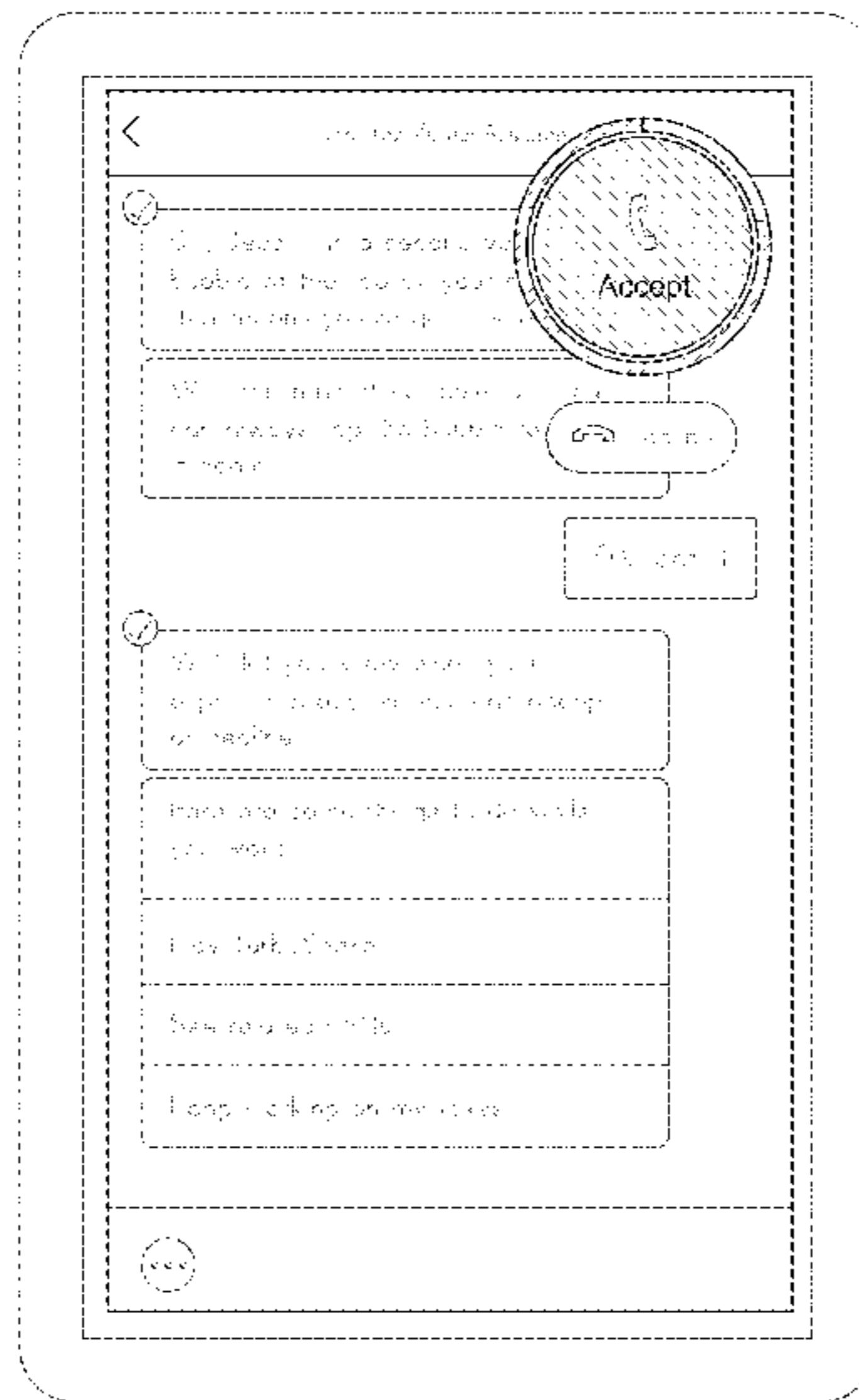
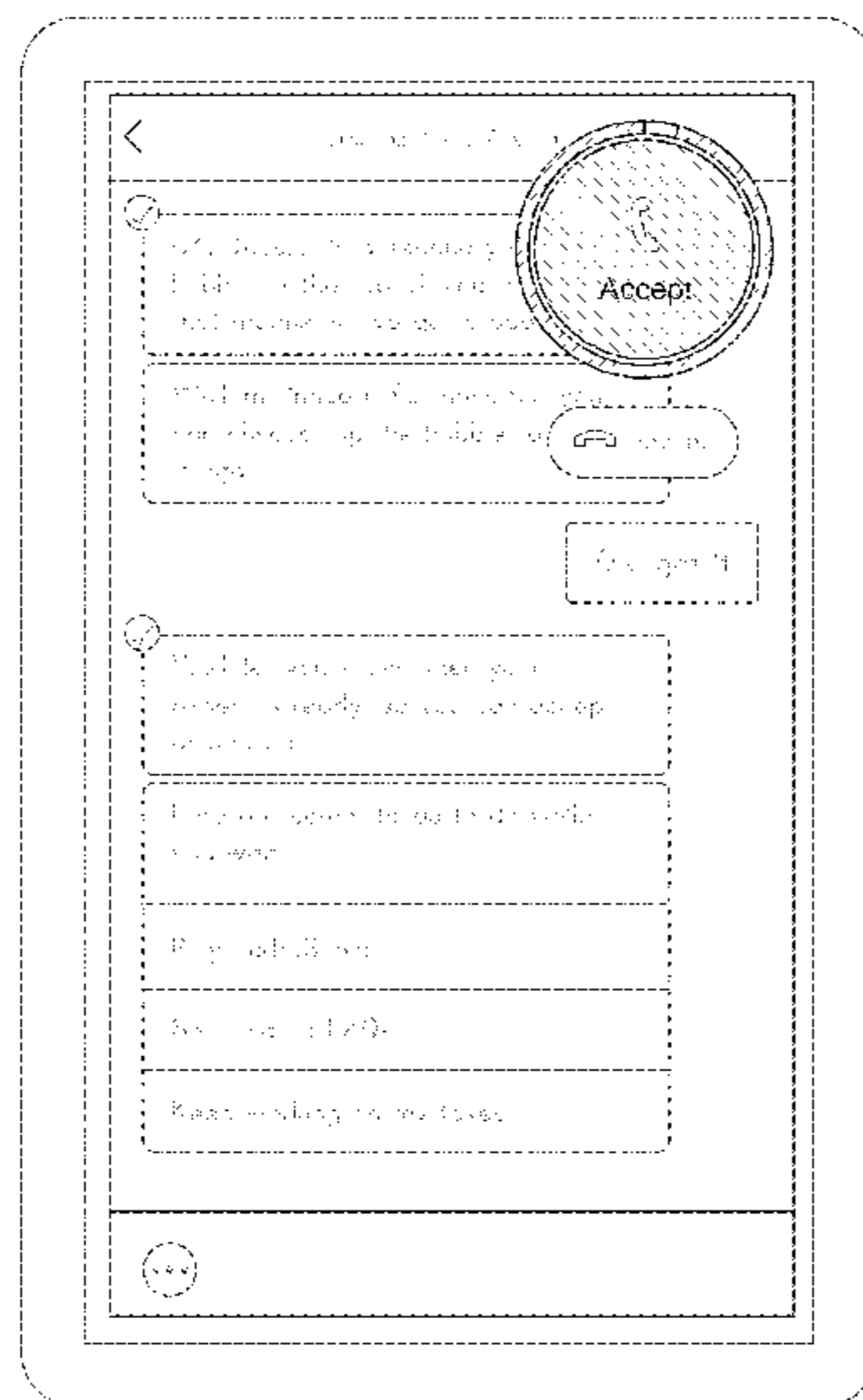
(57) **CLAIM**

The ornamental design for a display device with a graphical user interface presenting a countdown timer for connecting with an agent, as shown and described.

DESCRIPTION

FIG. 1 is a front view of a first image in a sequence of views for a display device with a graphical user interface presenting a countdown timer for connecting with an agent. FIG. 2 is a second image thereof; and, FIG. 3 is a third image thereof. The appearance of the transitional image sequentially transitions between the images shown in FIGS. 1-3. The process or period in which one image transitions to another image forms no part of the claimed design. The broken line showing a display screen and portions of the graphical user interface is for the purpose of illustrating portions of the article and form no part of the claimed design. The outer broken line showing a display device illustrates environmental subject matter and forms no part of the claimed design.

1 Claim, 3 Drawing Sheets



(56)

References Cited

U.S. PATENT DOCUMENTS

D761,812 S *	7/2016	Motamedi	D14/485
D762,716 S *	8/2016	Yang	D14/489
D765,668 S *	9/2016	Aoki	D14/485
D776,690 S *	1/2017	Tsujimoto	D14/486
D781,890 S *	3/2017	Gathman	D14/486
D785,025 S *	4/2017	Zimmerman	D14/486
D785,658 S *	5/2017	Moroney	D14/486
D786,821 S *	5/2017	Engelhard	D14/185
D806,114 S *	12/2017	Kim	D14/488
D807,376 S *	1/2018	Mizono	D14/485
D816,090 S *	4/2018	Stonecipher	D14/485
D819,075 S *	5/2018	Tsuji	D14/489
D819,076 S *	5/2018	Cho	D14/489
2012/0068854 A1 *	3/2012	Shiflet	G06Q 30/02 340/870.02
2013/0127911 A1 *	5/2013	Brown	G06F 3/04886 345/649

* cited by examiner

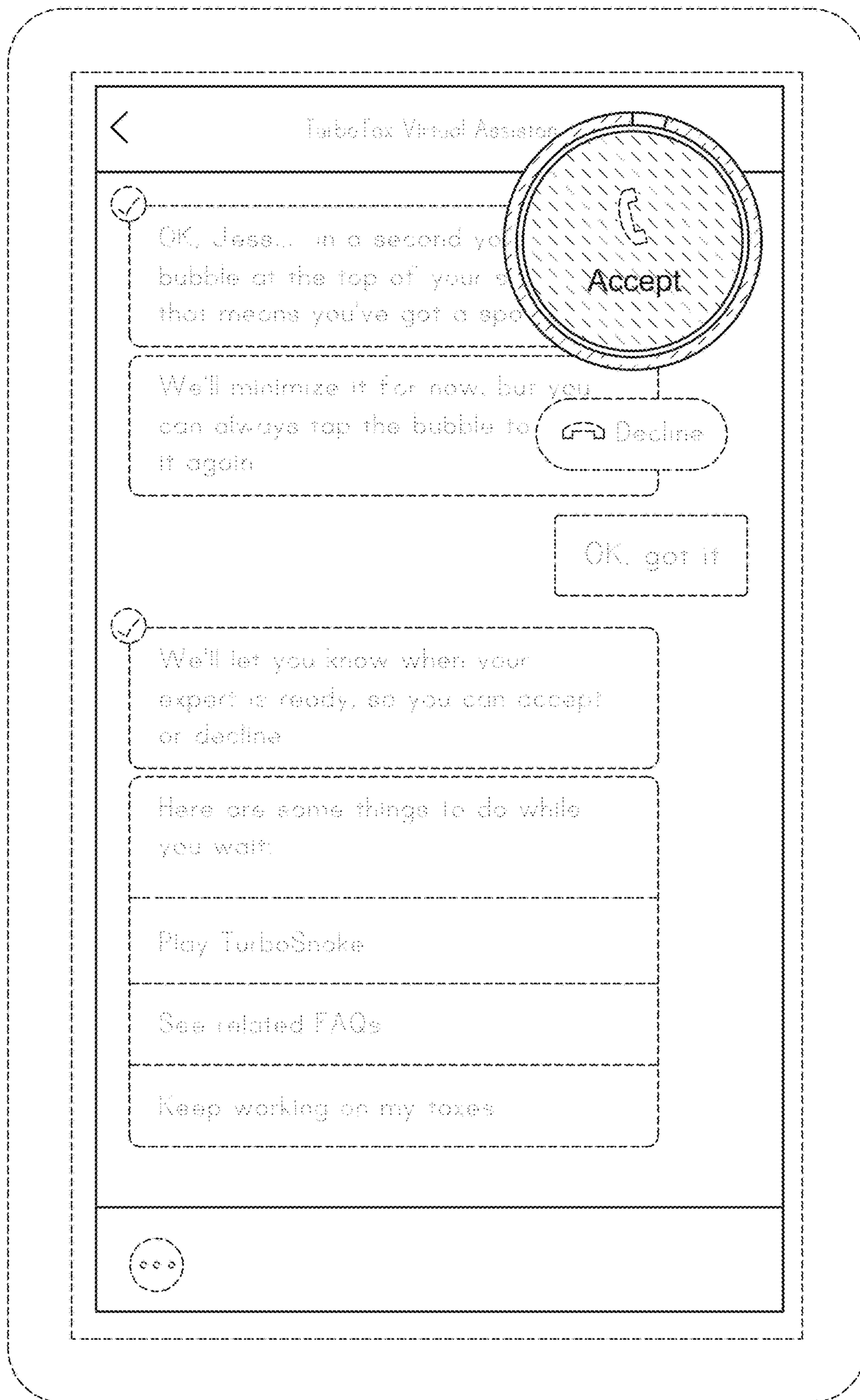


FIG. 1

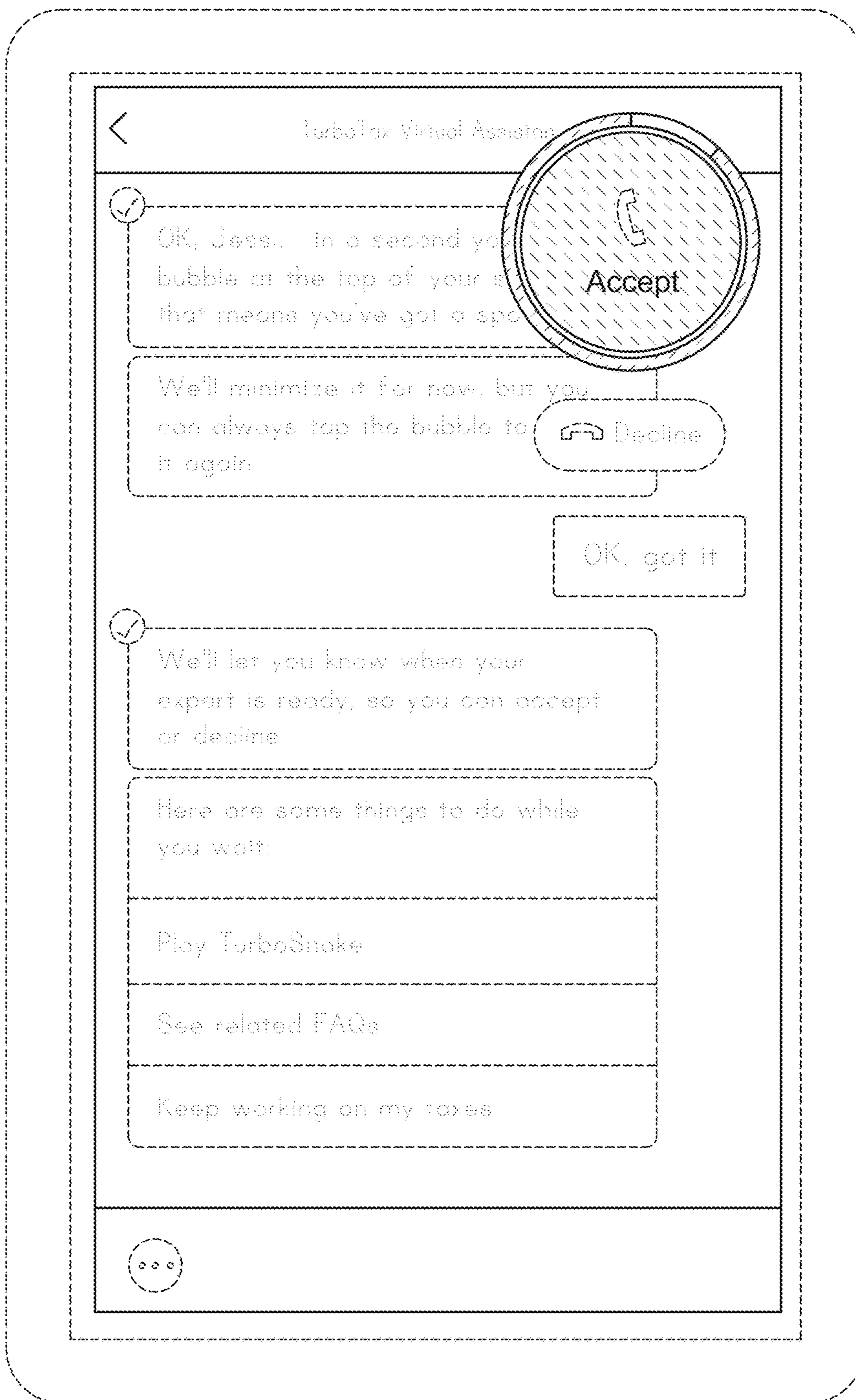


FIG. 2

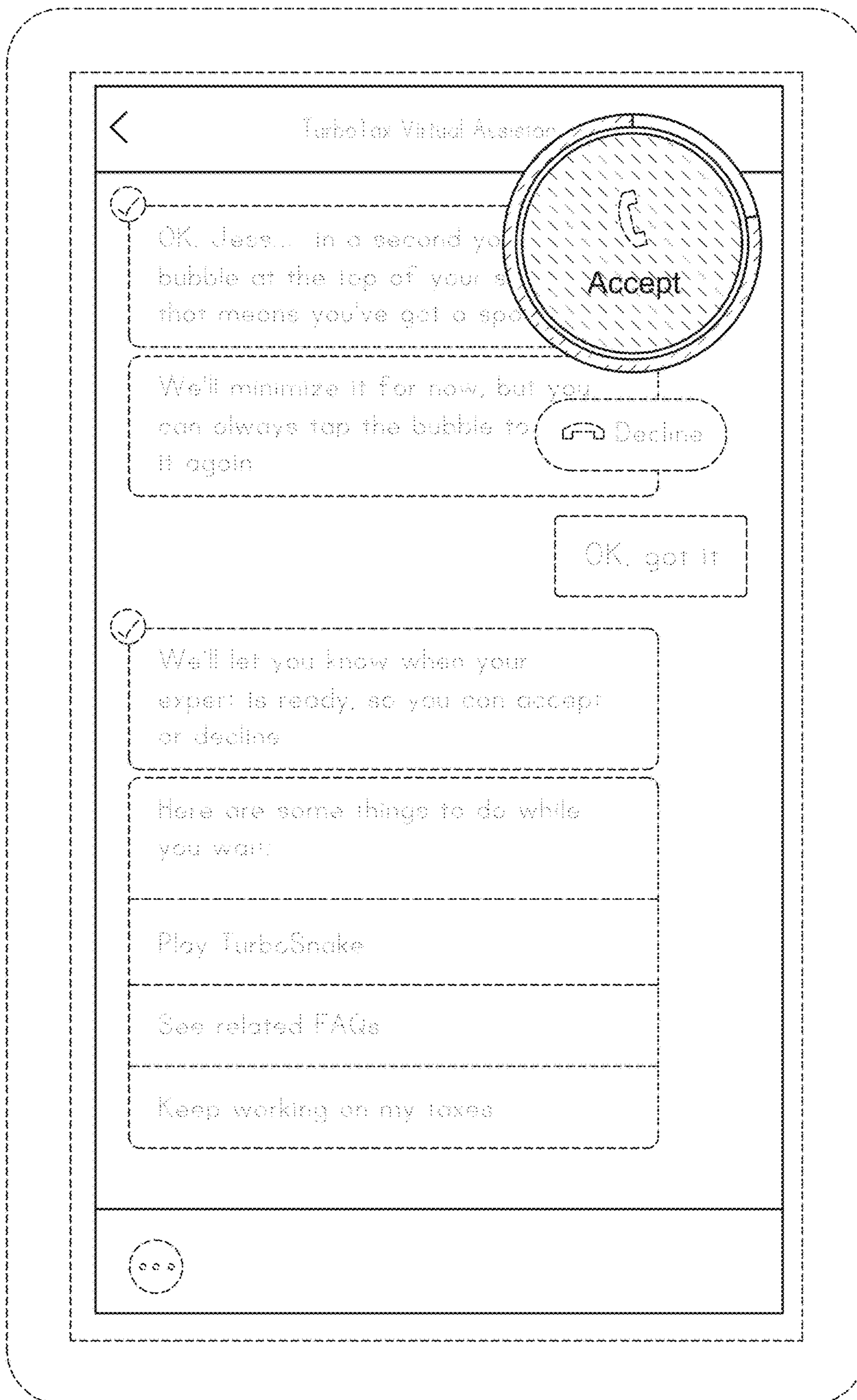


FIG. 3