



US00D839292S

(12) **United States Design Patent** (10) **Patent No.:** **US D839,292 S**
Tsuji et al. (45) **Date of Patent:** **** Jan. 29, 2019**

- (54) **DISPLAY DEVICE WITH A GRAPHICAL USER INTERFACE PRESENTING A CALL QUEUE CONFIRMATION** D782,519 S * 3/2017 Walters H04L 65/403 D14/486
D783,672 S * 4/2017 Rajasankar G06F 3/04817 D14/488
(71) Applicants: **Jessica Tsuji**, San Diego, CA (US); **Ian Cameron**, San Diego, CA (US); **Heather Daggett**, San Diego, CA (US) D784,363 S * 4/2017 Fleming G06Q 10/109 D14/485
D795,279 S * 8/2017 Van Every H04L 65/403 D14/486
(72) Inventors: **Jessica Tsuji**, San Diego, CA (US); **Ian Cameron**, San Diego, CA (US); **Heather Daggett**, San Diego, CA (US) D797,797 S * 9/2017 Gandhi D14/490
D809,522 S * 2/2018 Mizono G06Q 50/06 D14/485
D816,090 S * 4/2018 Stonecipher D14/485
D819,075 S * 5/2018 Tsuji D14/489
D819,076 S * 5/2018 Cho D14/489
(73) Assignee: **Intuit Inc.**, Mountain View, CA (US) 2002/0131565 A1 * 9/2002 Scheuring G06Q 10/109 379/88.19
(**) Term: **15 Years** 2006/0277469 A1 * 12/2006 Chaudhri G06F 3/04817 715/709

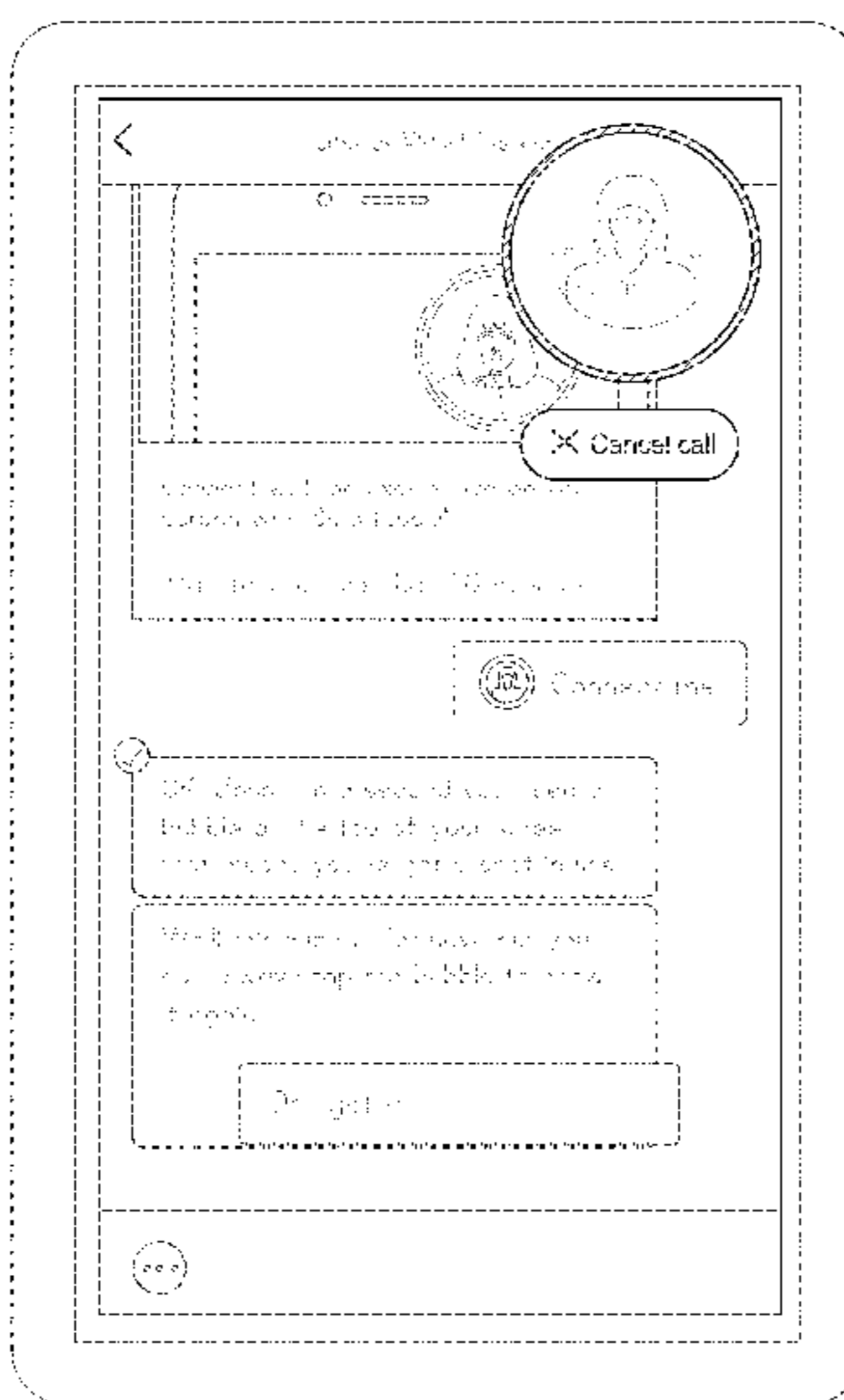
- (21) Appl. No.: **29/598,669**
(22) Filed: **Mar. 28, 2017**
(51) **LOC (11) Cl.** **14-04**
(52) **U.S. Cl.**
USPC **D14/486**
(58) **Field of Classification Search**
USPC D14/485–495
CPC G06F 3/04847; G06F 3/0485; G06F 3/048;
G06F 3/0488; H04N 1/00477
See application file for complete search history.

- (56) **References Cited**
U.S. PATENT DOCUMENTS
D627,360 S * 11/2010 Aarseth D14/485
D699,248 S * 2/2014 Pearson G06F 3/04817 D14/485
8,963,713 B2 * 2/2015 Dawes G06Q 50/06 340/545.6
D740,300 S * 10/2015 Lee G06F 3/04817 D14/485
D741,356 S * 10/2015 Park H04L 41/22 D14/487
D753,136 S * 4/2016 Vazquez D14/485
D781,890 S * 3/2017 Gathman G06F 3/04817 D14/486

(Continued)
Primary Examiner — Darlington Ly
Assistant Examiner — Katherine A Holbrow
(74) *Attorney, Agent, or Firm* — Ferguson Braswell
Fraser Kubasta PC

(57) **CLAIM**
The ornamental design for a display device with a graphical user interface presenting a call queue confirmation, as shown and described.

DESCRIPTION
FIG. 1 is a front view of the design according to a first embodiment; and,
FIG. 2 is a second embodiment thereof.
The broken lines showing a display screen and portions of the graphical user interface is for the purpose of illustrating portions of the article and form no part of the claimed design. The outer broken lines showing a display device illustrates environmental subject matter and forms no part of the claimed design.
1 Claim, 2 Drawing Sheets



(56)

References Cited

U.S. PATENT DOCUMENTS

2010/0023865 A1* 1/2010 Fulker G06F 3/04817
715/734
2014/0143695 A1* 5/2014 Sundermeyer H04L 41/22
715/765
2014/0365944 A1* 12/2014 Moore G06F 3/0484
715/772
2015/0040069 A1* 2/2015 Gunaratnam G06F 3/04817
715/834
2016/0104133 A1* 4/2016 Davis G06Q 20/10
705/39

* cited by examiner

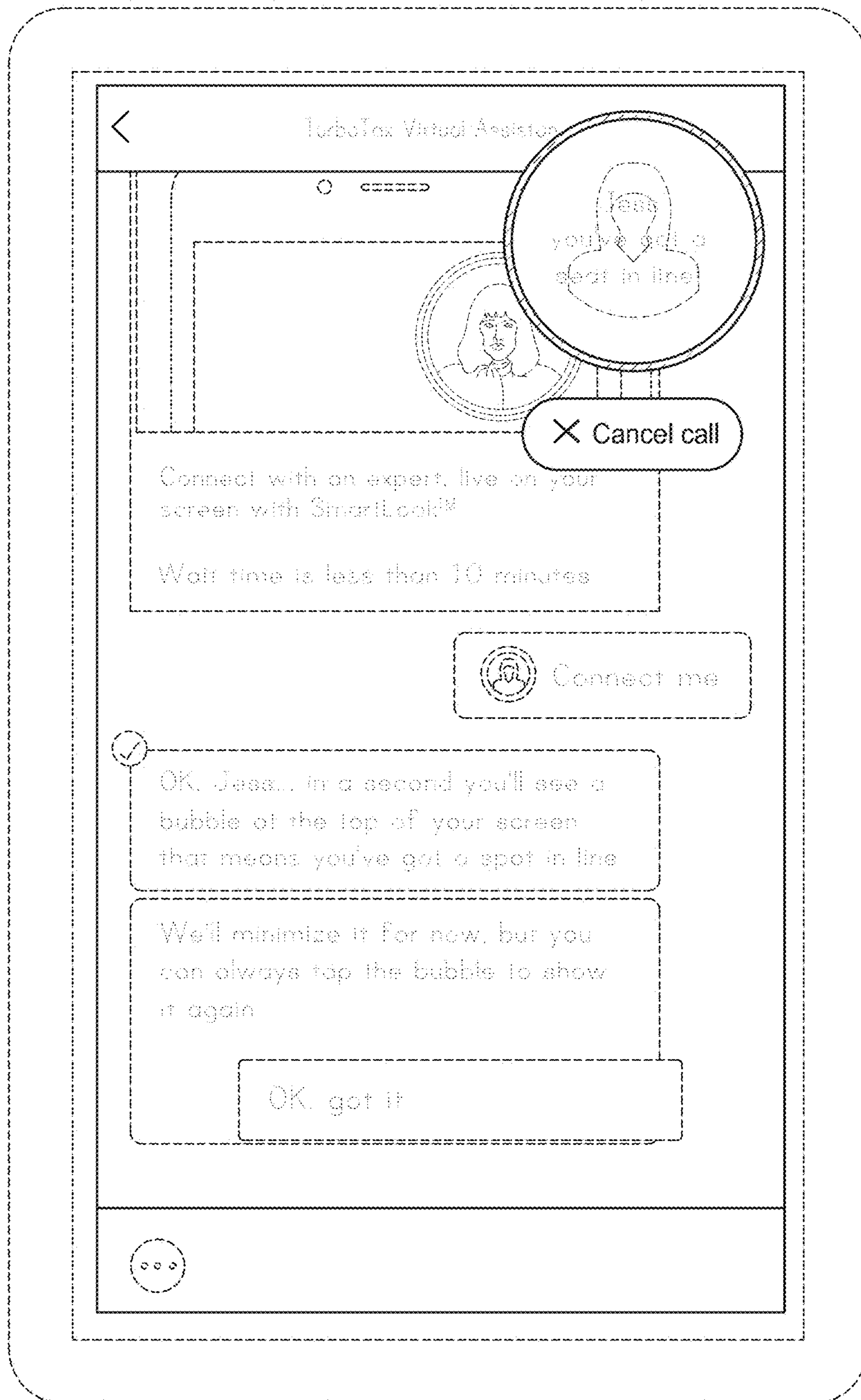


FIG. 1

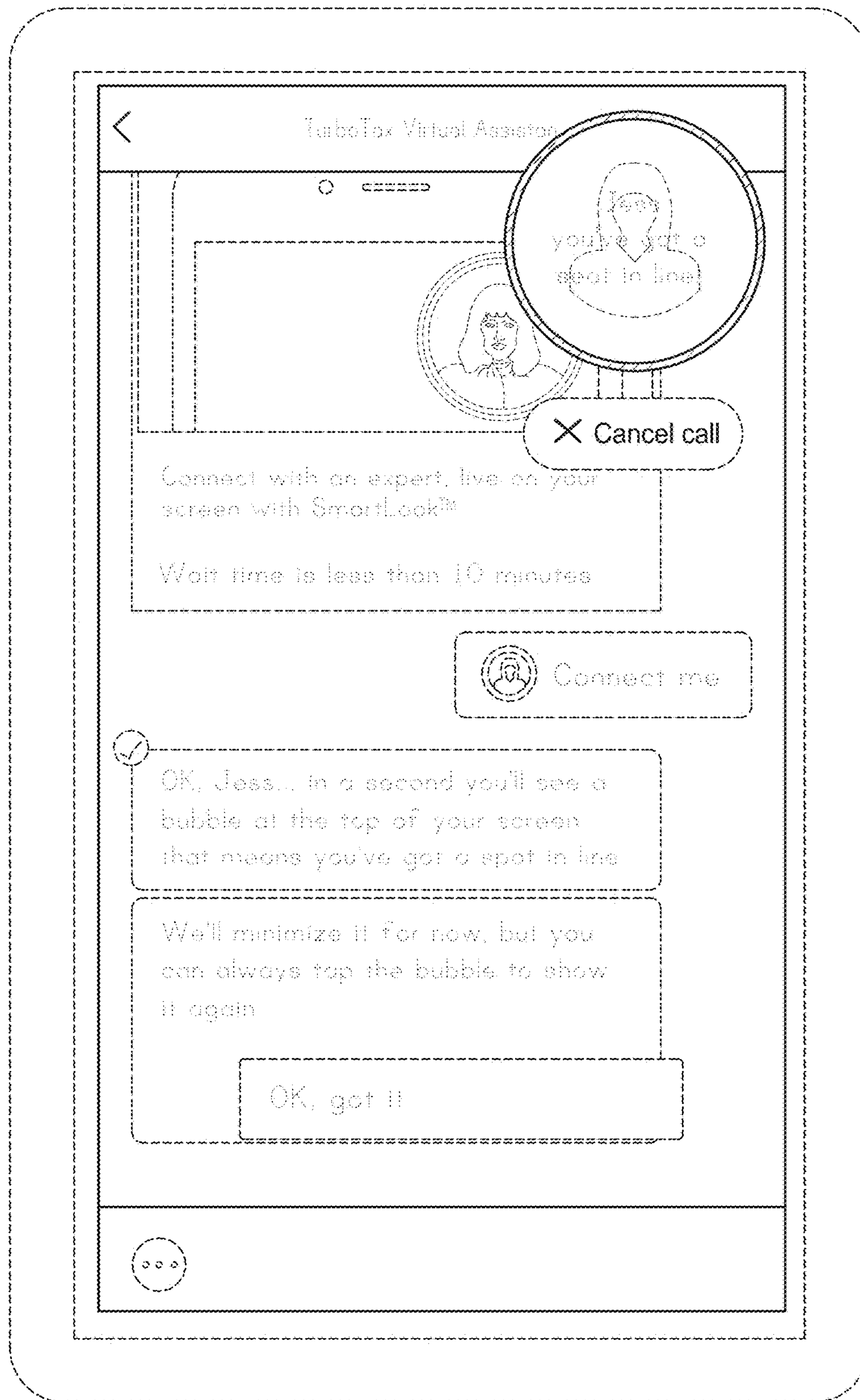


FIG. 2