



US00D839274S

(12) **United States Design Patent**
Stewart

(10) **Patent No.:** **US D839,274 S**
(45) **Date of Patent:** **** Jan. 29, 2019**

- (54) **ELECTRONIC DEVICE CASE**
- (71) Applicant: **Griffin Technology, LLC**, Irvine, CA (US)
- (72) Inventor: **Brittany L. Stewart**, Nashville, TN (US)
- (73) Assignee: **Griffin Technology, LLC**, Irvine, CA (US)
- (**) Term: **15 Years**
- (21) Appl. No.: **29/632,006**
- (22) Filed: **Jan. 4, 2018**

Related U.S. Application Data

- (63) Continuation of application No. 29/602,783, filed on May 3, 2017, now Pat. No. Des. 807,367, which is a continuation of application No. 29/555,803, filed on Feb. 25, 2016, now Pat. No. Des. 786,256.
- (51) **LOC (11) Cl.** **14-02**
- (52) **U.S. Cl.**
USPC **D14/440**
- (58) **Field of Classification Search**
USPC D14/440; D8/440; 261/45.23, 320, 45.2; 361/679.55; 29/25
CPC G06F 1/628; G06F 1/626; H04B 1/3555; H05K 5/0217
See application file for complete search history.

References Cited

U.S. PATENT DOCUMENTS

- D600,699 S * 9/2009 Johnston D14/440
- D669,480 S * 10/2012 Piedra D14/440
- D692,434 S * 10/2013 Kim D14/440
- D696,253 S * 12/2013 Akana D14/345

- D696,256 S * 12/2013 Piedra D14/440
- D730,913 S * 6/2015 Shao D14/440
- D760,708 S * 7/2016 Hirst D14/250
- D766,907 S * 9/2016 Veltz D14/440
- D772,881 S * 11/2016 Chang D14/440
- D824,391 S * 7/2018 Melmon D14/440
- 2010/0294683 A1 * 11/2010 Mish A45C 11/00
206/320
- 2012/0037523 A1 * 2/2012 Diebel A45C 11/00
206/320
- 2012/0308981 A1 * 12/2012 Libin G09B 3/00
434/362
- 2013/0020216 A1 * 1/2013 Chiou G06F 1/1626
206/320

* cited by examiner

Primary Examiner — Cynthia R Underwood
(74) *Attorney, Agent, or Firm* — Manatt, Phelps & Phillips, LLP

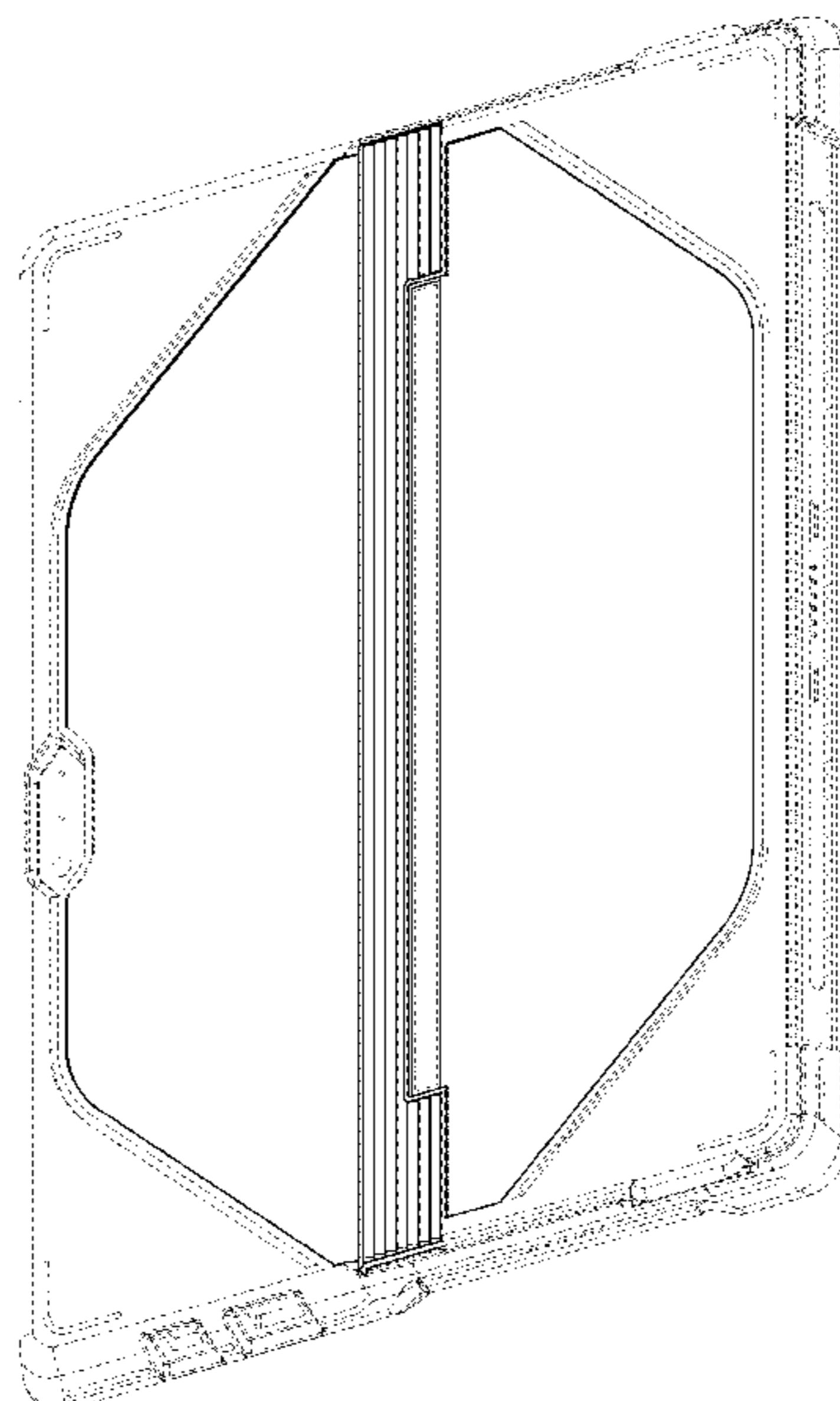
(57) **CLAIM**

I claim the ornamental design for an electronic device case, as shown and described.

DESCRIPTION

FIG. 1 is a front perspective view of an electronic device case;
FIG. 2 is a rear perspective view thereof;
FIG. 3 is a front view thereof;
FIG. 4 is a rear view thereof;
FIG. 5 is a left view thereof;
FIG. 6 is a right view thereof;
FIG. 7 is a top view thereof; and,
FIG. 8 is a bottom view thereof.
Broken lines having a dash-dash configuration depict environmental subject matter and form no part of the presently claimed design.

1 Claim, 6 Drawing Sheets






FIG. 1

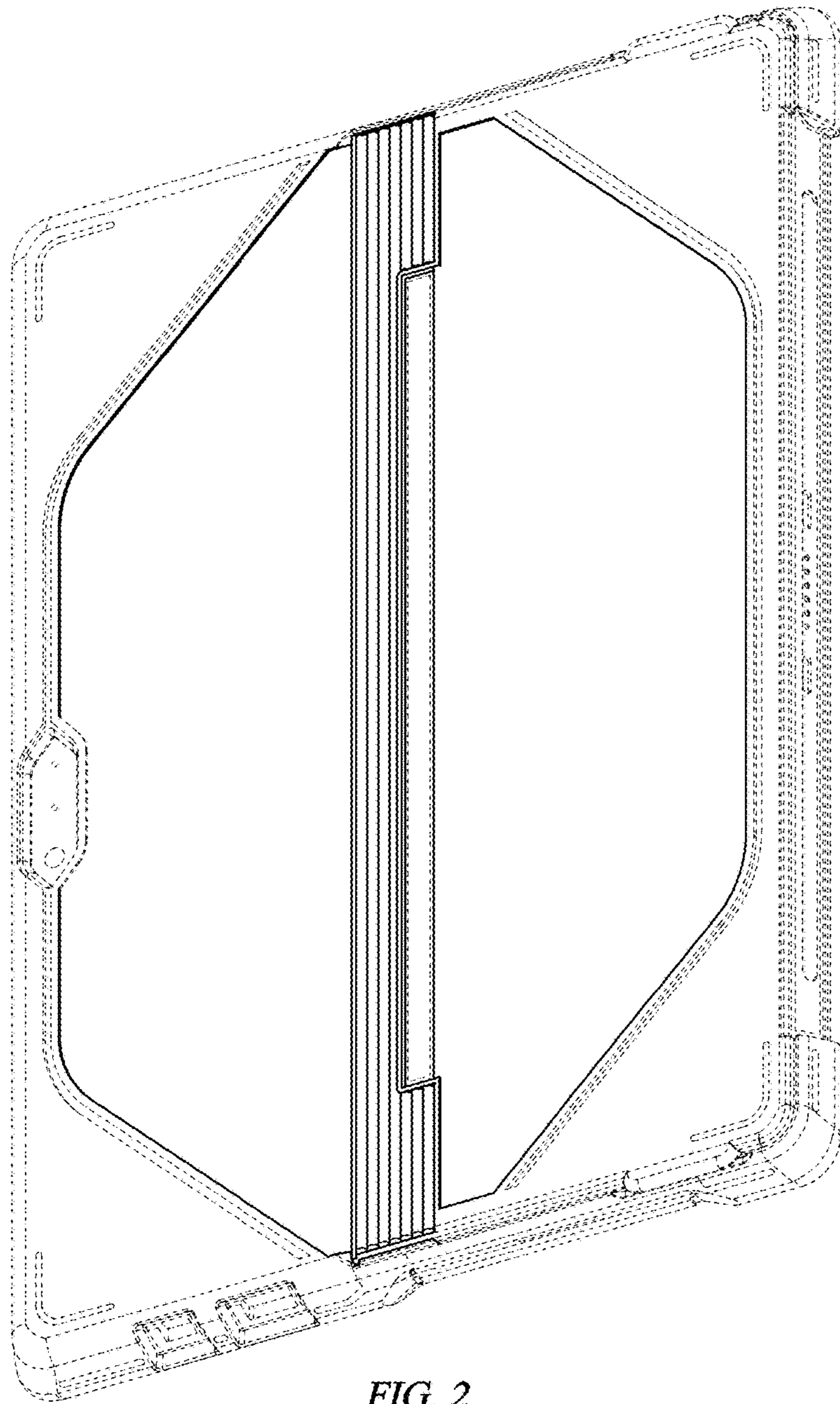


FIG. 2




FIG. 3

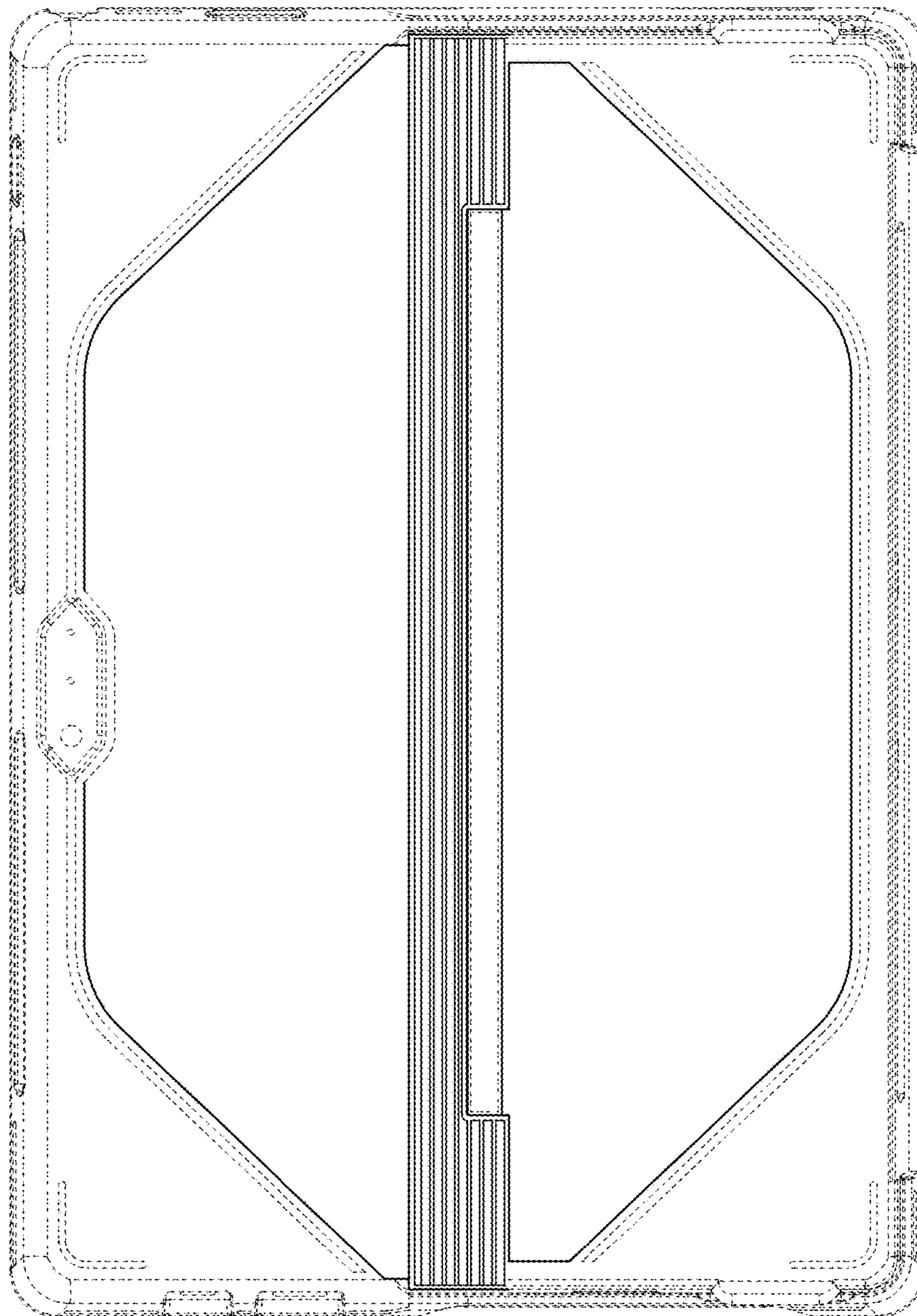


FIG. 4




FIG. 5

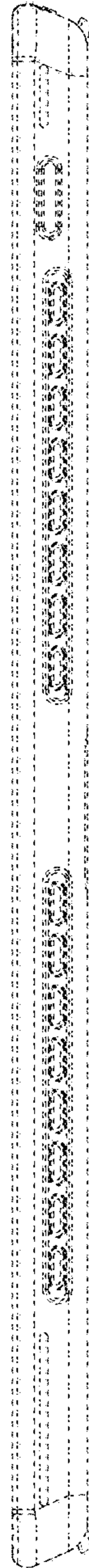


FIG. 6




FIG. 7




FIG. 8