



US00D839266S

(12) **United States Design Patent**  
**Chang et al.**

(10) **Patent No.:** **US D839,266 S**  
(45) **Date of Patent:** **\*\* Jan. 29, 2019**

(54) **ELECTRONIC DEVICE**

(74) *Attorney, Agent, or Firm* — Lee & Hayes, PC

(71) Applicant: **Amazon Technologies, Inc.**, Seattle, WA (US)

(57) **CLAIM**

The ornamental design for an electronic device, as shown and described.

(72) Inventors: **Shih-Tao Chang**, Sunnyvale, CA (US); **Jonathan Howard Biddle**, San Francisco, CA (US); **Kam Sheng Leang**, Pacifica, CA (US); **Marc Rene Walliser**, San Francisco, CA (US); **Christopher Green**, San Francisco, CA (US)

**DESCRIPTION**

(73) Assignee: **Amazon Technologies, Inc.**, Seattle, WA (US)

FIG. 1 is a front, top, left perspective view of a first embodiment of an electronic device.  
FIG. 2 is a back, top, right perspective view of the first embodiment of an electronic device.  
FIG. 3 is a front view of the first embodiment of the electronic device of FIG. 1.  
FIG. 4 is a back view of the first embodiment of the electronic device of FIG. 1.  
FIG. 5 is a right-side view of the first embodiment of the electronic device of FIG. 1.  
FIG. 6 is a left-side view of the first embodiment of the electronic device of FIG. 1.  
FIG. 7 is a top view of the first embodiment of the electronic device of FIG. 1.  
FIG. 8 is a bottom view of the first embodiment of the electronic device of FIG. 1.  
FIG. 9 is a front, top, left perspective view of a second embodiment of an electronic device.  
FIG. 10 is a back, top, right perspective view of the second embodiment of an electronic device.  
FIG. 11 is a front view of the second embodiment of the electronic device of FIG. 9.  
FIG. 12 is a back view of the second embodiment of the electronic device of FIG. 9.  
FIG. 13 is a right-side view of the second embodiment of the electronic device of FIG. 9.  
FIG. 14 is a left-side view of the second embodiment of the electronic device of FIG. 9.  
FIG. 15 is a top view of the second embodiment of the electronic device of FIG. 9; and,  
FIG. 16 is a bottom view of the second embodiment of the electronic device of FIG. 9.  
The broken lines in the drawings depict portions of the electronic device and form no part of the claimed design.

(\*\*) Term: **15 Years**

(21) Appl. No.: **29/539,753**

(22) Filed: **Sep. 17, 2015**

(51) **LOC (11) Cl.** ..... **14-02**

(52) **U.S. Cl.**  
USPC ..... **D14/341**

(58) **Field of Classification Search**  
USPC ..... D14/341-347, 137, 138 R, 138 AA, D14/138 C, 138 G, 496, 203.1, 203.3,  
(Continued)

(56) **References Cited**

**U.S. PATENT DOCUMENTS**

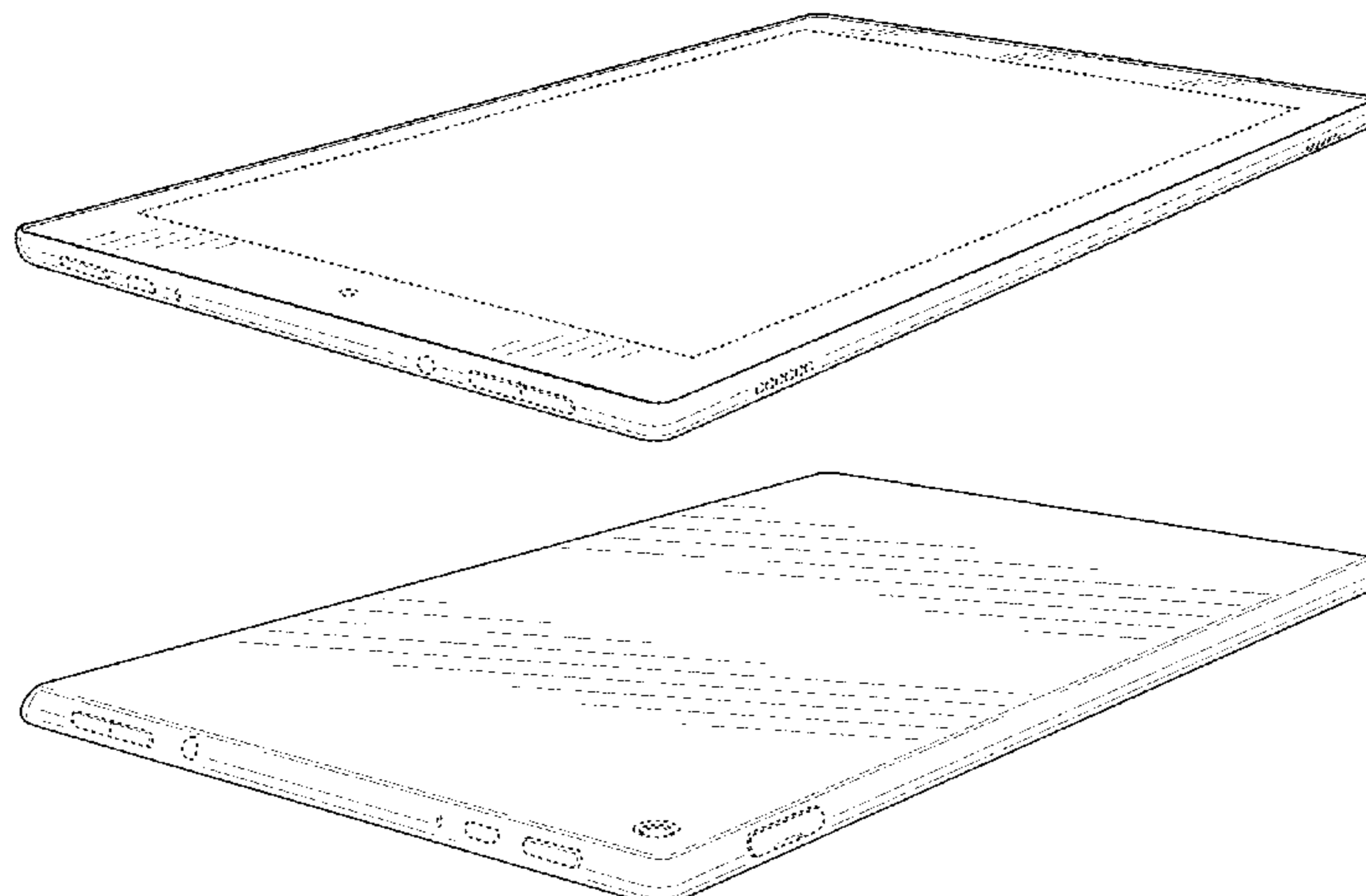
D690,693 S \* 10/2013 Akana ..... D14/341  
D716,798 S \* 11/2014 Kurimoto ..... D14/341  
(Continued)

**OTHER PUBLICATIONS**

Indian Office Action dated Jun. 21, 2106 for Indian design application No. 281569, a counterpart foreign application of design U.S. Appl. No. 29/539,753, 2 pages.  
(Continued)

*Primary Examiner* — Katie Jane Stofko

**1 Claim, 12 Drawing Sheets**



(58) **Field of Classification Search**

USPC ..... D14/203.4, 203.7, 129, 130, 147, 218,  
 D14/248, 389, 388, 426, 420, 440;  
 D10/65, 104.1; D18/6, 7; D21/324, 329,  
 D21/330; 455/556.1, 556.2, 566, 575.1,  
 455/90.3; 379/433.04, 433.01, 433.06,  
 379/916; 345/173, 901, 905;  
 361/679.26, 670.3, 679.55, 679.56  
 CPC .... H04M 1/00; H04M 11/066; H04M 1/2478;  
 H04M 1/72519; H04M 2201/38; H04M  
 2250/22; G06F 15/00  
 See application file for complete search history.

(56) **References Cited**

U.S. PATENT DOCUMENTS

D722,050 S \* 2/2015 Moradian ..... D14/341  
 D734,747 S \* 7/2015 Seo ..... D14/138 G  
 D750,065 S \* 2/2016 Akana ..... D14/341  
 D750,621 S \* 3/2016 Looz Canizares ..... D14/203.7  
 D753,105 S \* 4/2016 Chang ..... D14/203.7  
 D756,947 S \* 5/2016 Walliser ..... D14/138 G  
 D760,707 S \* 7/2016 Walliser ..... D14/248  
 D760,715 S \* 7/2016 Chang ..... D14/203.7  
 D764,456 S \* 8/2016 Akana ..... D14/341  
 D795,248 S \* 8/2017 Satzger ..... D14/341  
 D795,249 S \* 8/2017 Wall ..... D14/341

OTHER PUBLICATIONS

Indian Office Action dated Jun. 21, 2106 for Indian design appli-  
 cation No. 281570, a counterpart foreign application of design U.S.  
 Appl. No. 29/539,753, 2 pages.  
 Korean Office Action dated Oct. 27, 2016 for Korean Design  
 Application No. 30-2016-11026 M001, a counterpart foreign appli-  
 cation of Design U.S. Appl. No. 29/539,753, 2 pages.  
 Korean Office Action dated Oct. 27, 2016 for Korean Design  
 Application No. 30-2016-11026 M002, a counterpart foreign appli-  
 cation of Design U.S. Appl. No. 29/539,753, 2 pages.  
 Korean Office Action dated Oct. 27, 2016 for Korean Design  
 Application No. 30-2016-11026 M003, a counterpart foreign appli-  
 cation of Design U.S. Appl. No. 29/539,753, 2 pages.  
 Korean Office Action dated Oct. 27, 2016 for Korean Design  
 Application No. 30-2016-11026 M004, a counterpart foreign appli-  
 cation of Design U.S. Appl. No. 29/539,753, 2 pages.  
 Canadian Office Action dated Dec. 13, 2016 for Canadian design  
 application No. 167227, a counterpart foreign application of design  
 U.S. Appl. No. 29/539,753, 10 pages.  
 Chinese Notification to Make Rectification dated May 26, 2016 for  
 Chinese design application No. 201630075215.X, a counterpart  
 foreign application of design U.S. Appl. No. 29/539,753, 1 pages.

\* cited by examiner

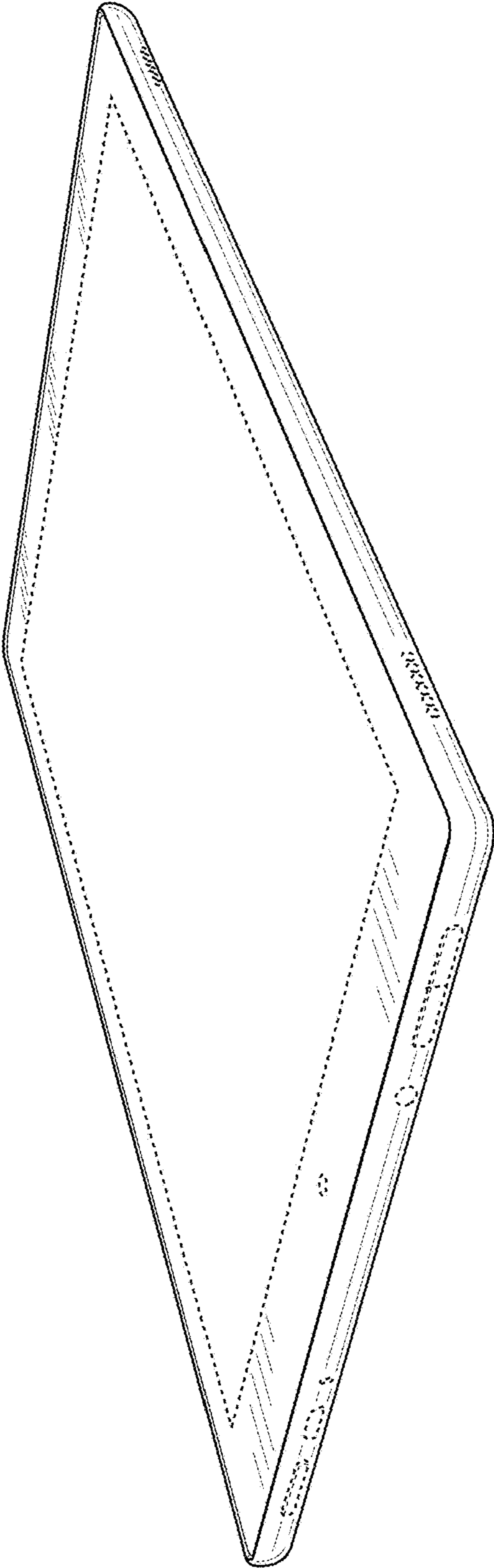


FIG. 1

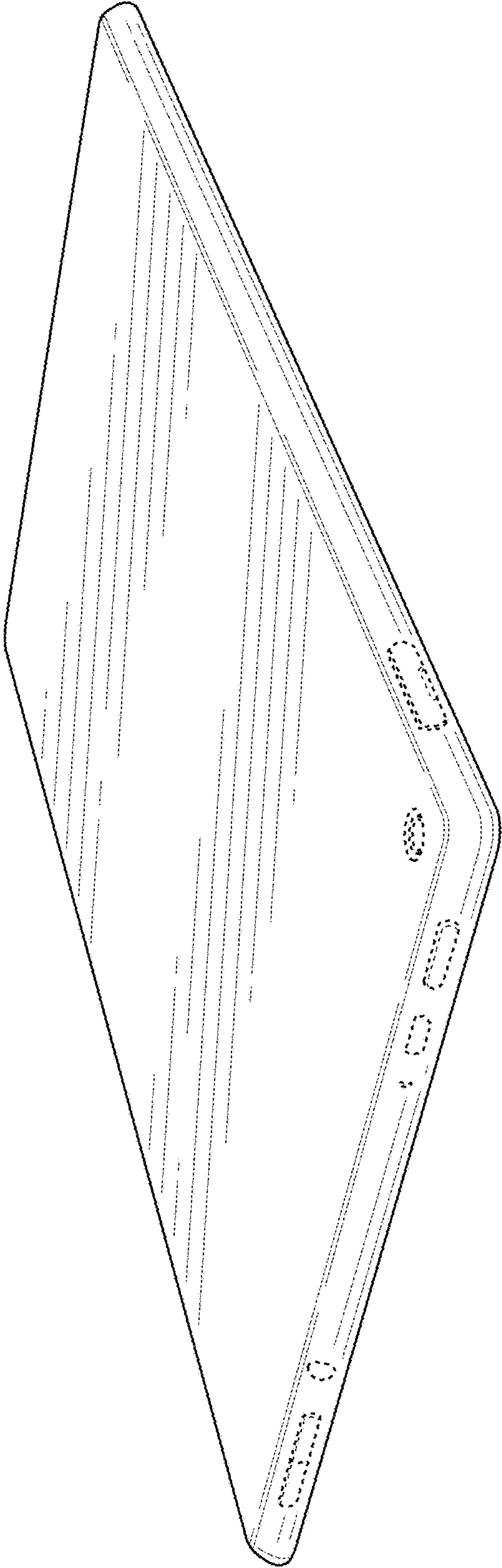


FIG. 2




FIG. 3




FIG. 4



FIG. 5




FIG. 6

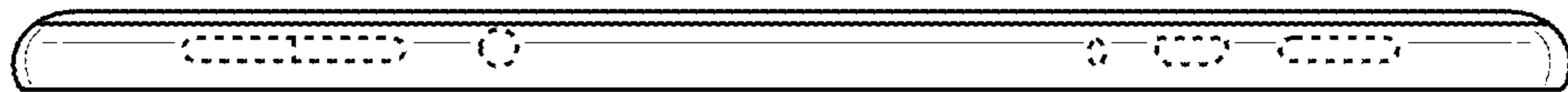


FIG. 7



FIG. 8



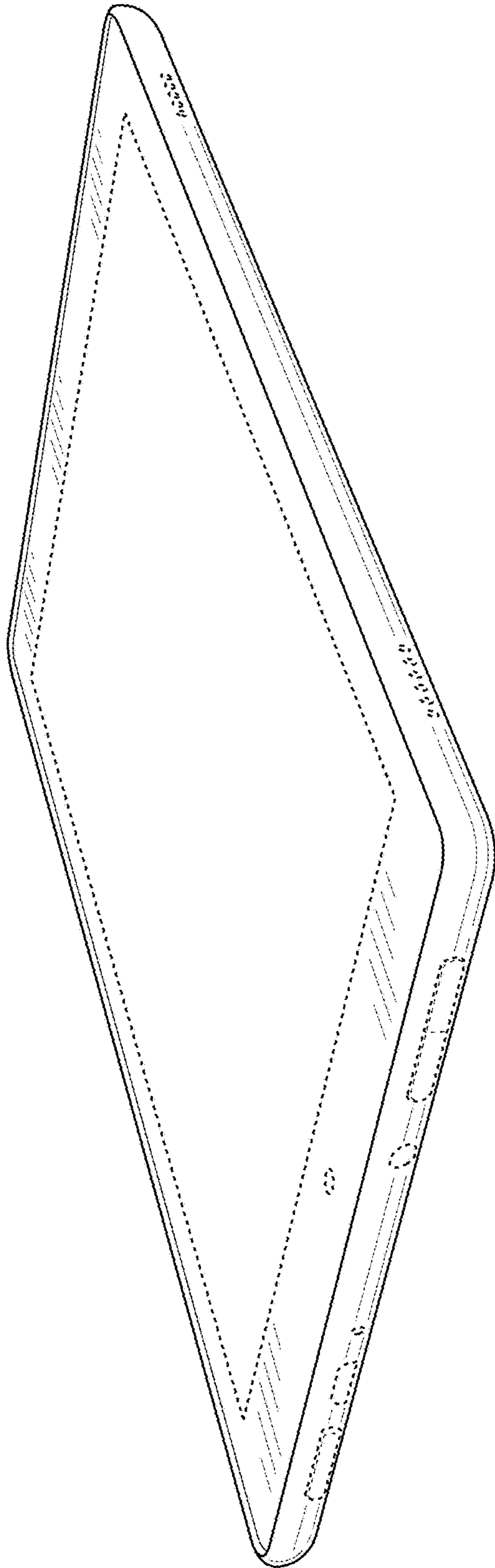


FIG. 9

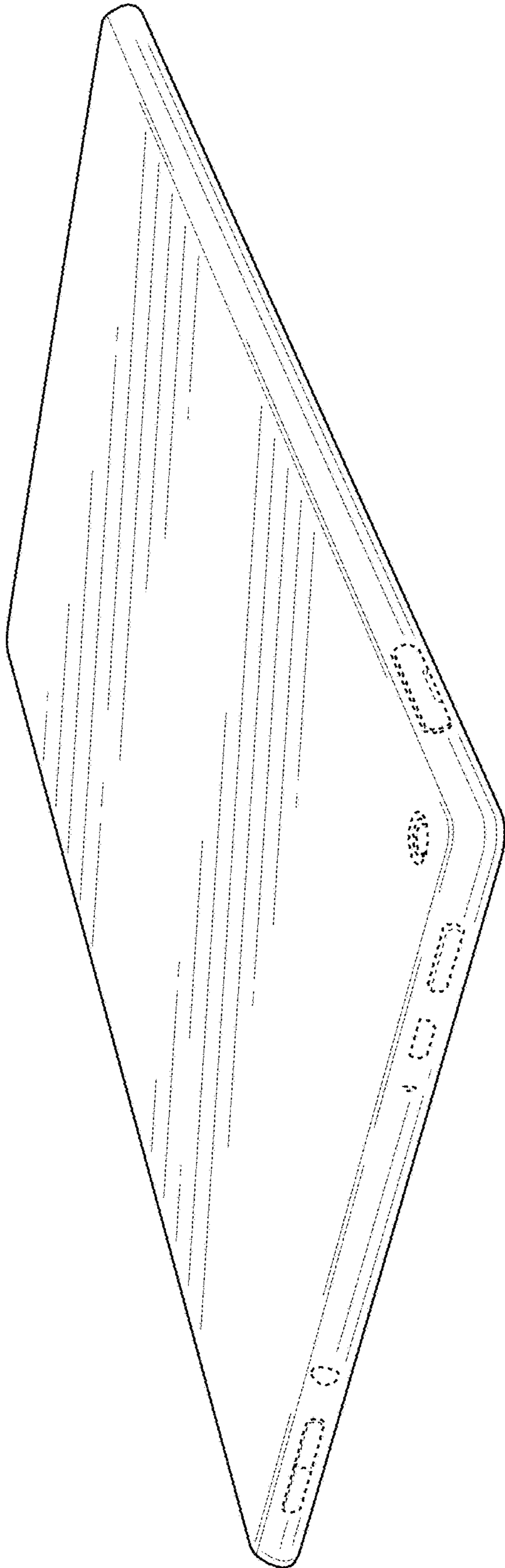


FIG. 10




FIG. 11




FIG. 12



FIG. 13




FIG. 14

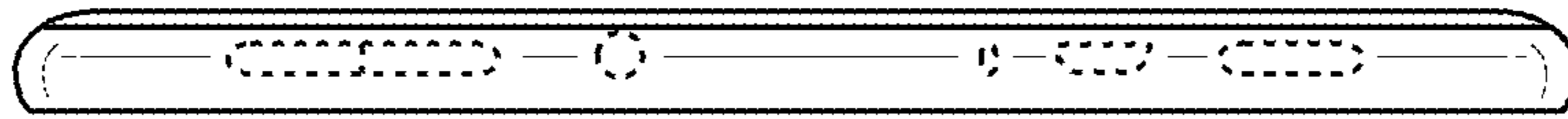


FIG. 15




FIG. 16