



US00D839252S

(12) **United States Design Patent**
Lim et al.

(10) **Patent No.:** **US D839,252 S**
(45) **Date of Patent:** **** Jan. 29, 2019**

(54) **MOBILE PHONE CASE**

(71) Applicant: **LG ELECTRONICS INC.**, Seoul (KR)

(72) Inventors: **Hwitae Lim**, Seoul (KR); **Hyejin Kim**, Seoul (KR); **Hyunwoo Kim**, Seoul (KR); **Youngho Kim**, Seoul (KR)

(73) Assignee: **LG ELECTRONICS INC.**, Seoul (KR)

(**) Term: **15 Years**

(21) Appl. No.: **29/534,366**

(22) Filed: **Jul. 28, 2015**

(30) **Foreign Application Priority Data**

Jan. 29, 2015 (KR) 30-2015-0004939

(51) **LOC (11) Cl.** **14-03**

(52) **U.S. Cl.**
USPC **D14/250**

(58) **Field of Classification Search**
USPC D14/238.1, 440, 203.3-203.7, 217, 240, D14/248, 251-253, 447, 496, 250; D3/201, 218, 247, 269, 273, 301, 303; D13/103, 107-108, 119
CPC H04B 1/3888; H04M 1/0283; H04M 1/0202; A45C 1/06; A45C 11/00; A45C 13/02; A45C 2011/002; A45F 2005/026; A45F 2200/0525; A45F 2200/0516
See application file for complete search history.

(56) **References Cited**

U.S. PATENT DOCUMENTS

D423,772 S * 5/2000 Cooper D3/201
D517,311 S * 3/2006 Kim D3/218
D645,031 S * 9/2011 Richardson D14/250

D645,663 S * 9/2011 Henley D3/294
D647,303 S * 10/2011 Mish D3/294
D670,278 S * 11/2012 Hamann D14/250
D683,338 S * 5/2013 Wilson D14/250
D691,124 S * 10/2013 Yang D14/250
D697,060 S * 1/2014 Yang D14/250
D697,504 S * 1/2014 Yang D14/250
D699,947 S * 2/2014 To D14/250
D705,206 S * 5/2014 Gengler D14/250
D705,209 S * 5/2014 Feller D14/250
D706,253 S * 6/2014 Simmer D14/250
D706,754 S * 6/2014 Goradesky D14/250
D709,059 S * 7/2014 Kim D14/250
D709,060 S * 7/2014 Melanson D14/250
D710,345 S * 8/2014 Chang D14/250
D710,839 S * 8/2014 Chang D14/250
D712,386 S * 9/2014 Lu D14/250
D712,387 S * 9/2014 Tompkin D14/250
D714,770 S * 10/2014 Nolan D14/250

(Continued)

Primary Examiner — Susan E Krakower

Assistant Examiner — L. A. Grabenstetter

(74) *Attorney, Agent, or Firm* — Birch, Stewart, Kolasch & Birch, LLP

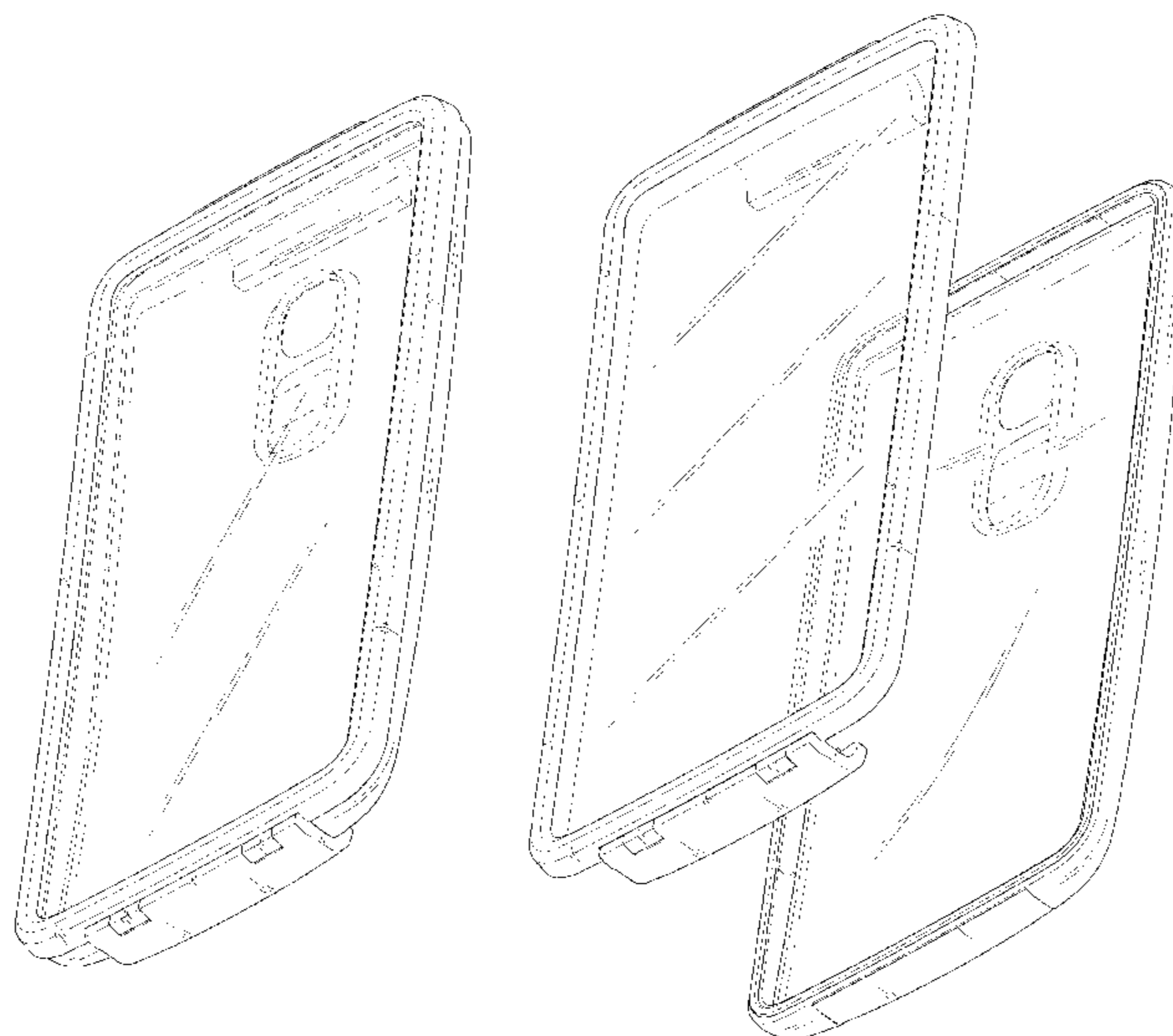
(57) **CLAIM**

The ornamental design for a mobile phone case, as shown and described.

DESCRIPTION

FIG. 1 is a perspective view of a mobile phone case showing our new design;
FIG. 2 is a front view thereof;
FIG. 3 is a rear view thereof;
FIG. 4 is a left side view thereof where the right side view is a mirror image;
FIG. 5 is a top plan view thereof;
FIG. 6 is a bottom plan view thereof; and,
FIG. 7 is an exploded perspective view thereof.
The broken lines depict portions of the mobile phone case that form no part of the claimed design.

1 Claim, 6 Drawing Sheets



(56)

References Cited

U.S. PATENT DOCUMENTS

D720,211 S * 12/2014 Brown D9/418
D722,312 S * 2/2015 Tages D14/250
2013/0271897 A1* 10/2013 Limber H04B 1/3888
361/679.01

* cited by examiner

FIG. 1

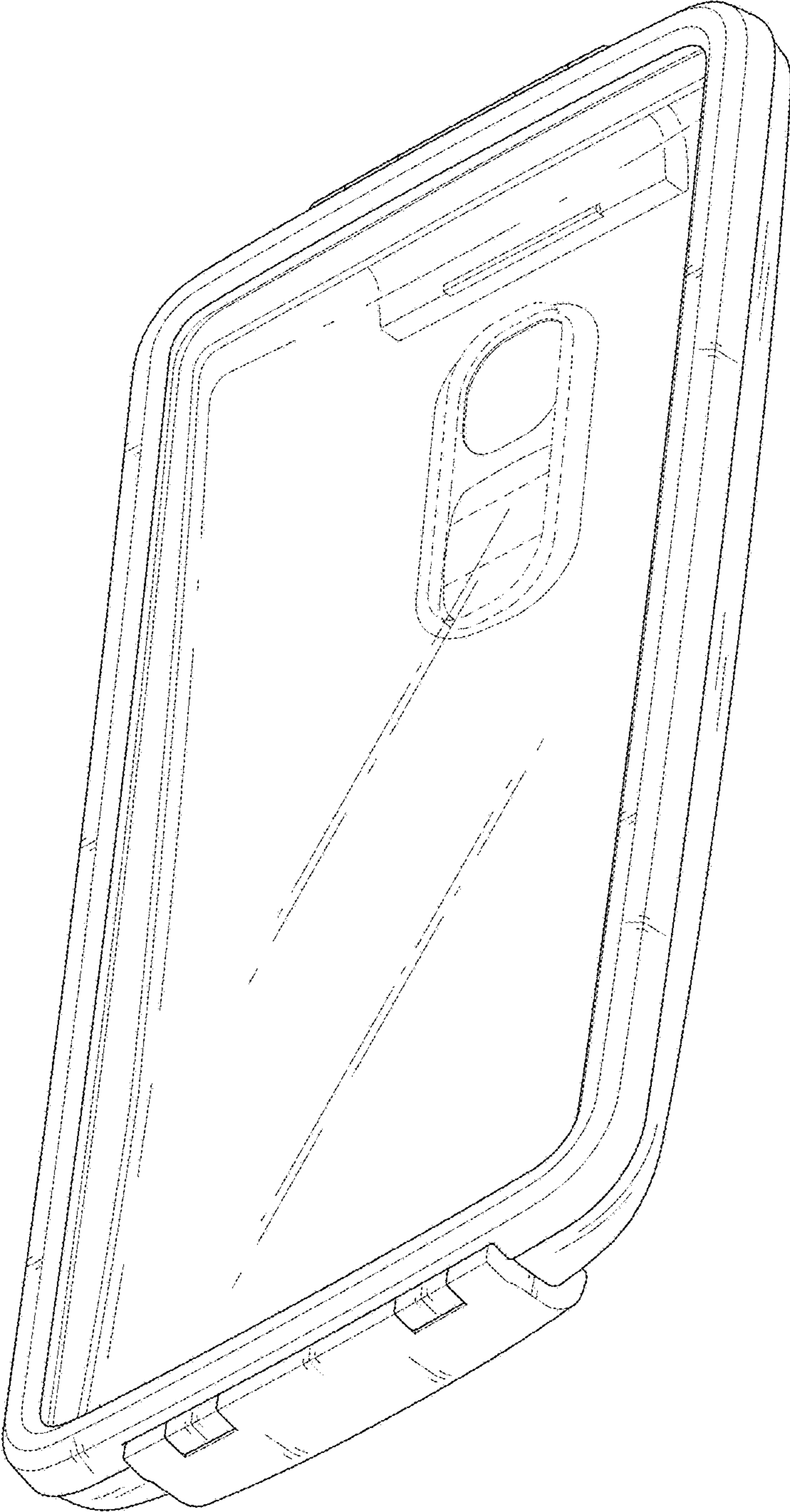


FIG. 2

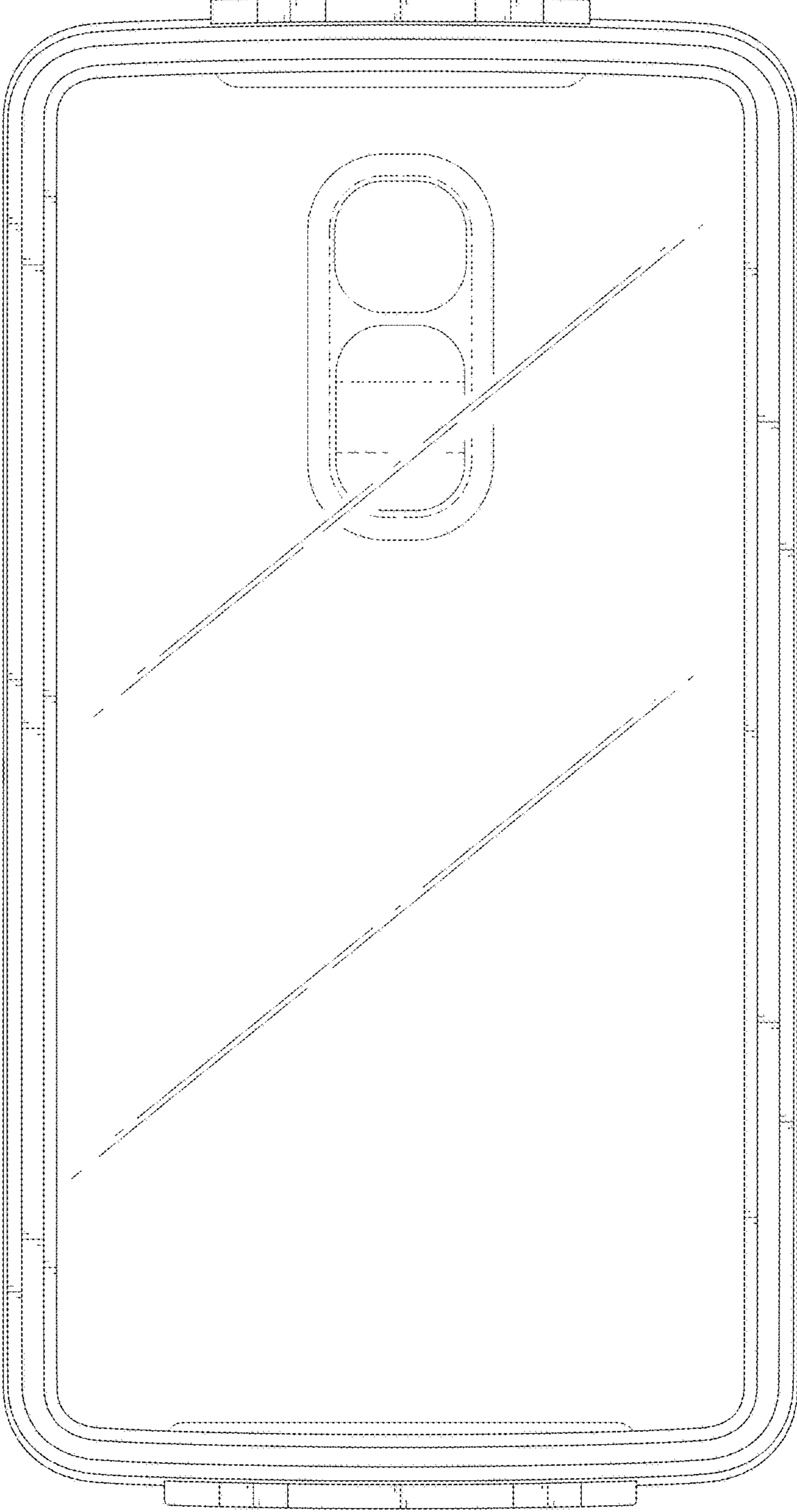


FIG. 3

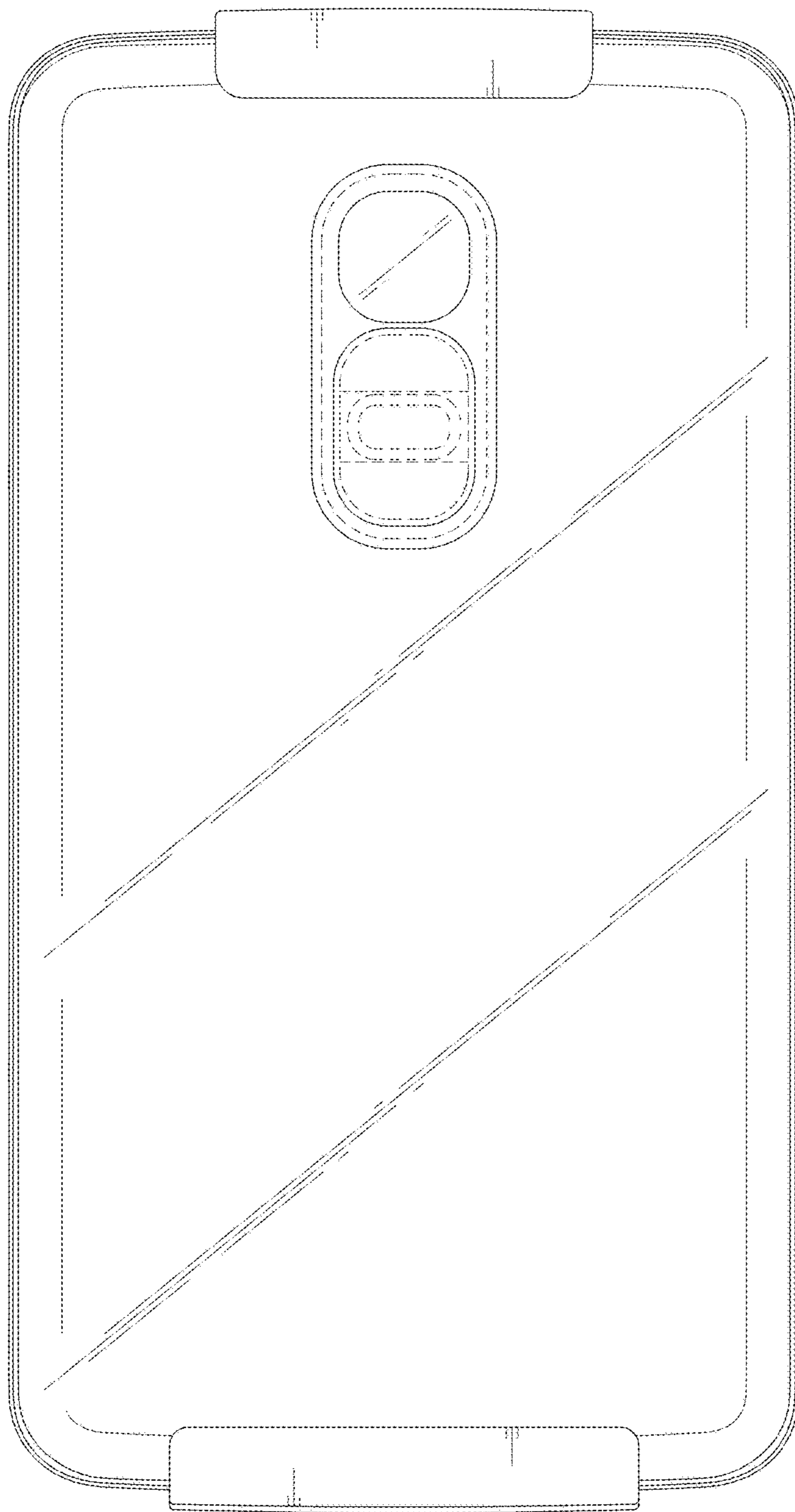


FIG. 4

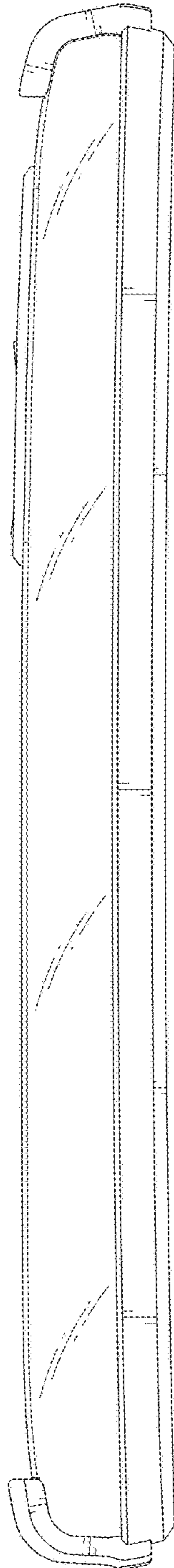


FIG. 5

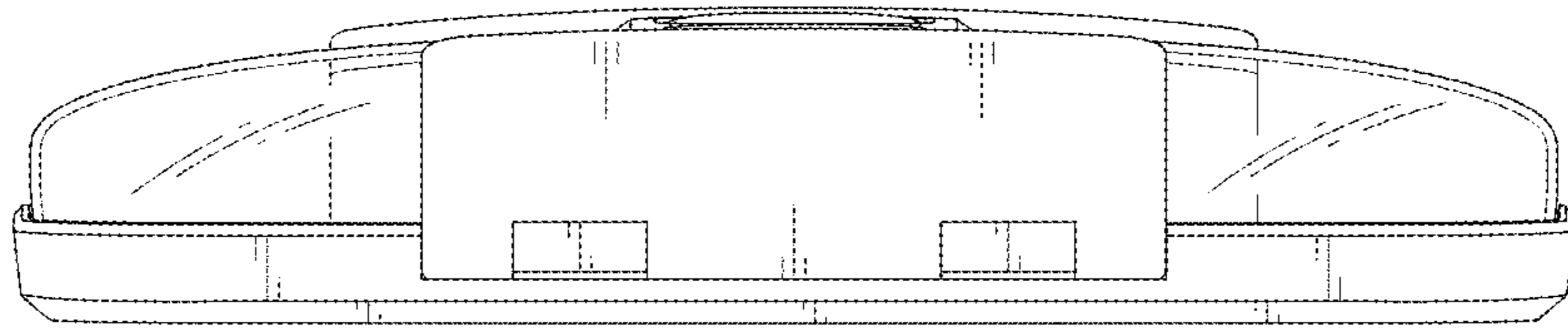


FIG. 6

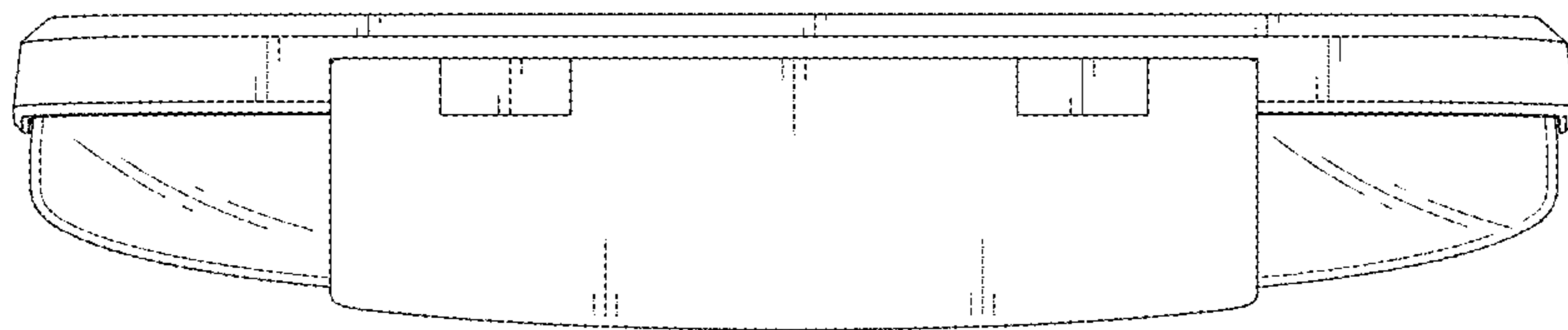


FIG. 7

