

US00D839241S

(12) **United States Design Patent**  
**Pang et al.**

(10) **Patent No.:** **US D839,241 S**

(45) **Date of Patent:** **\*\* Jan. 29, 2019**

(54) **REMOTE CONTROL**

(71) Applicant: **Shenzhen Riitek Technology Co., Ltd.**,  
Shenzhen, Guangdong (CN)

(72) Inventors: **Xianyong Pang**, Shenzhen (CN);  
**Junkui Chen**, Shenzhen (CN)

(73) Assignee: **Shenzhen Riitek Technology Co., Ltd.**,  
Shenzhen, Guangdong (CN)

(\*\*) Term: **15 Years**

(21) Appl. No.: **29/585,200**

(22) Filed: **Nov. 21, 2016**

(51) **LOC (11) Cl.** ..... **14-03**

(52) **U.S. Cl.**  
USPC ..... **D14/218; D13/168**

(58) **Field of Classification Search**  
USPC ..... D14/218, 496, 434, 203.3, 225, 205,  
D14/203.7; D13/168  
CPC ..... H03J 3/12; G08G 5/0013; H04N 5/44543;  
G06F 3/016  
See application file for complete search history.

(56) **References Cited**

**U.S. PATENT DOCUMENTS**

D520,495 S \* 5/2006 Dukerschein ..... D14/218  
D607,846 S \* 1/2010 Daniels ..... D13/168

D626,531 S \* 11/2010 Farmer ..... D14/218  
D634,734 S \* 3/2011 Cho ..... D14/218  
D645,848 S \* 9/2011 Arnholt ..... D14/218  
D648,285 S \* 11/2011 Kashimoto ..... D13/168  
D670,255 S \* 11/2012 Clark ..... D13/168  
D733,687 S \* 7/2015 Stockwell ..... D14/218  
D795,842 S \* 8/2017 Cha ..... D14/218  
D797,058 S \* 9/2017 Gong ..... D13/168

\* cited by examiner

*Primary Examiner* — John Windmuller

(74) *Attorney, Agent, or Firm* — Raymond Y. Chan;  
David and Raymond Patent Firm

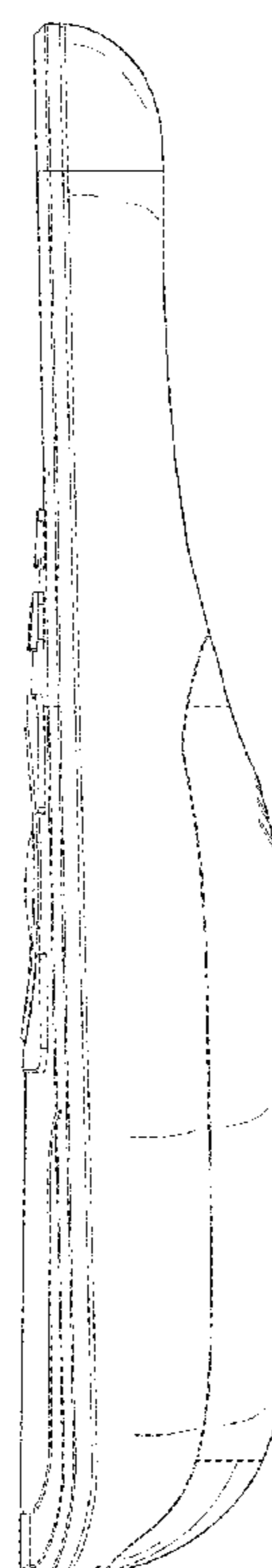
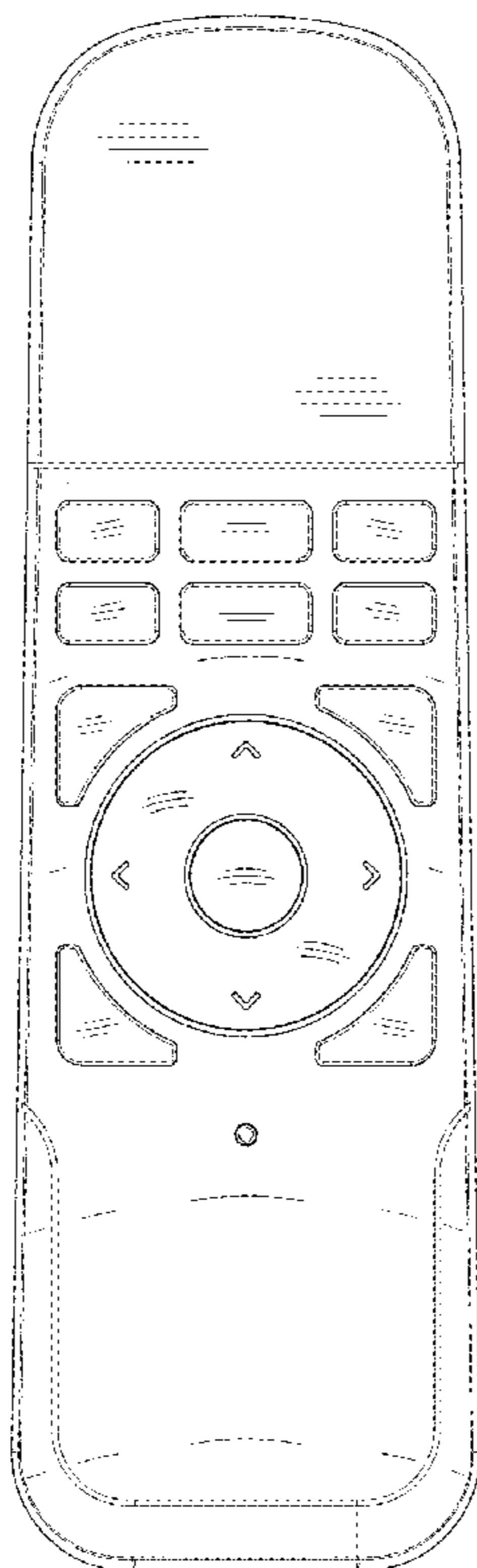
(57) **CLAIM**

The ornamental design for a remote control, as shown and described.

**DESCRIPTION**

FIG. 1 is a front view of a remote control showing our new design;  
FIG. 2 is a rear view thereof;  
FIG. 3 is a left view thereof;  
FIG. 4 is a right view thereof;  
FIG. 5 is a top view thereof;  
FIG. 6 is a bottom view thereof; and,  
FIG. 7 is a front perspective view thereof.

**1 Claim, 6 Drawing Sheets**



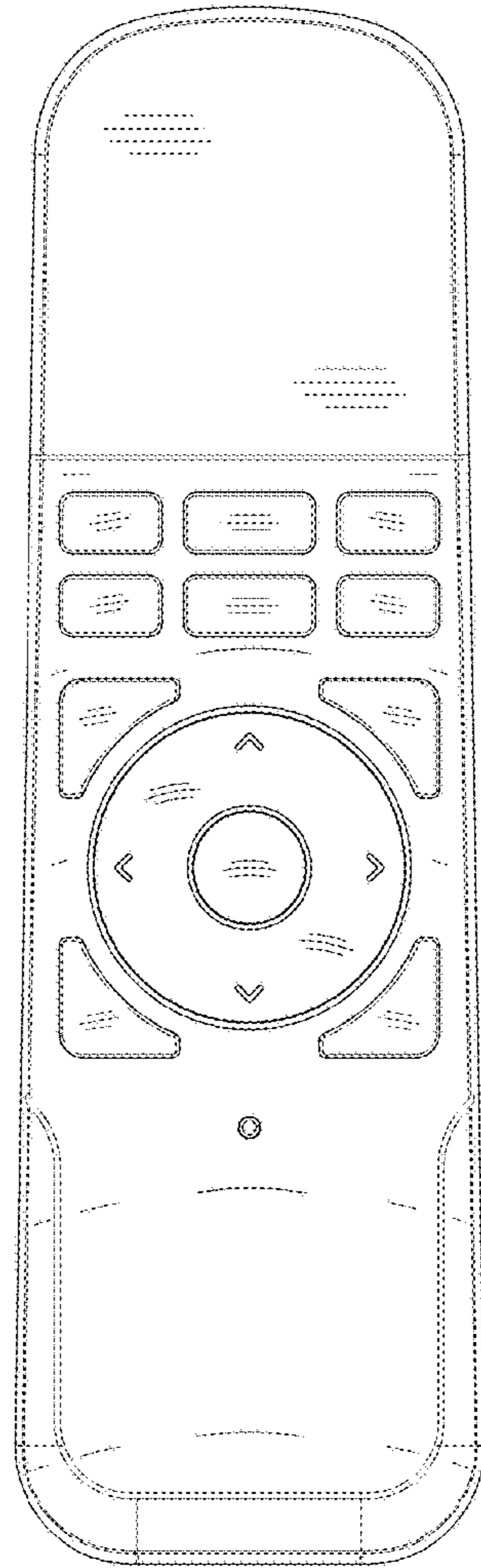


FIG. 1

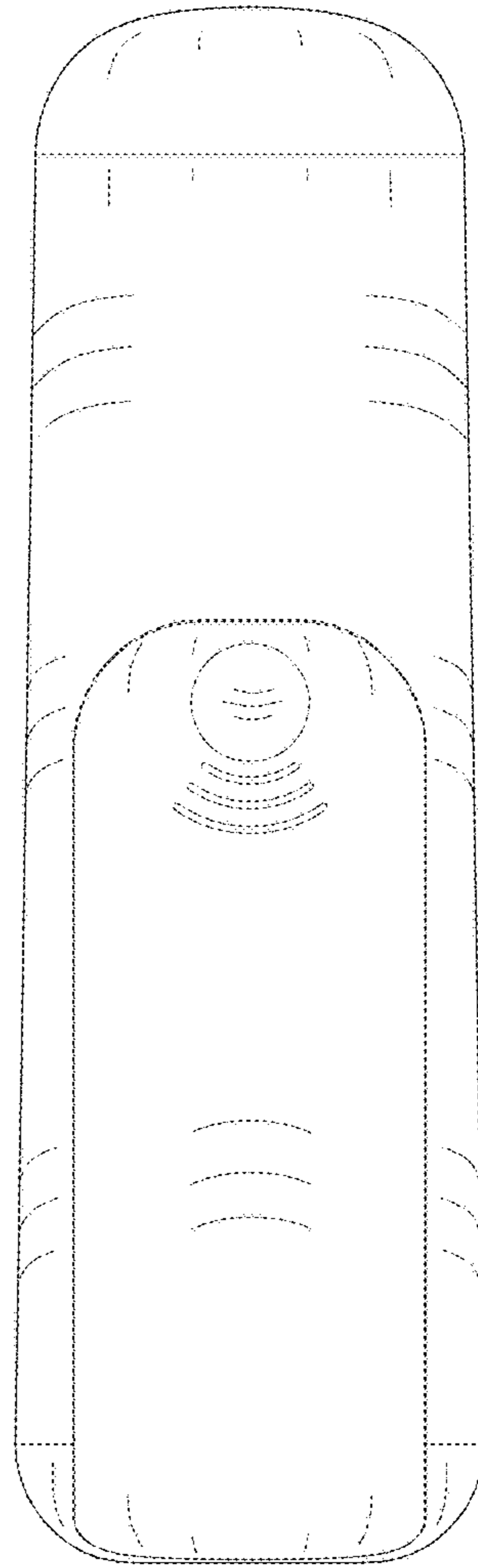


FIG. 2

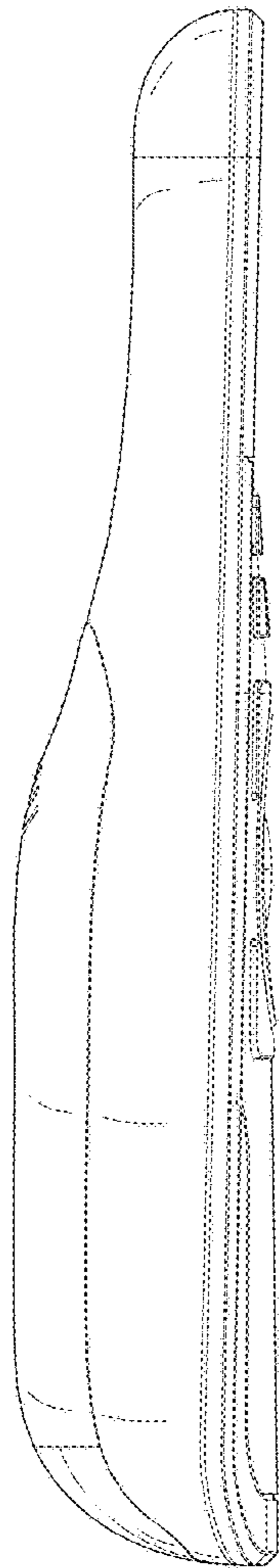


FIG. 3

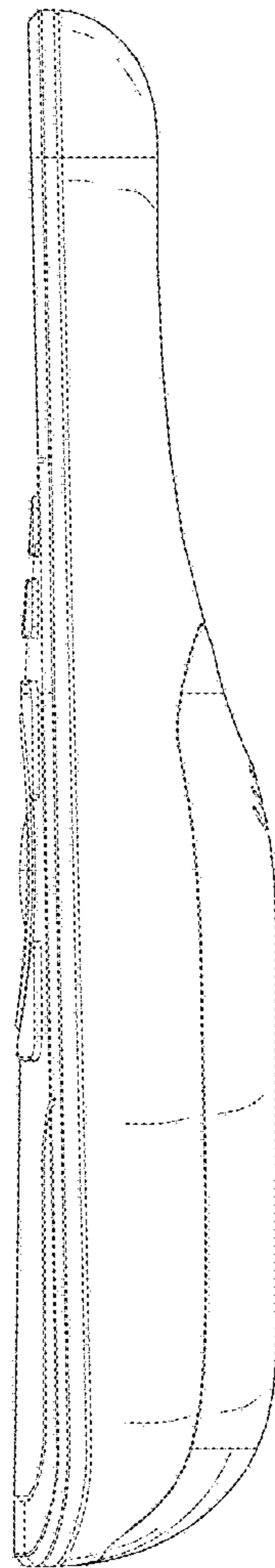


FIG. 4

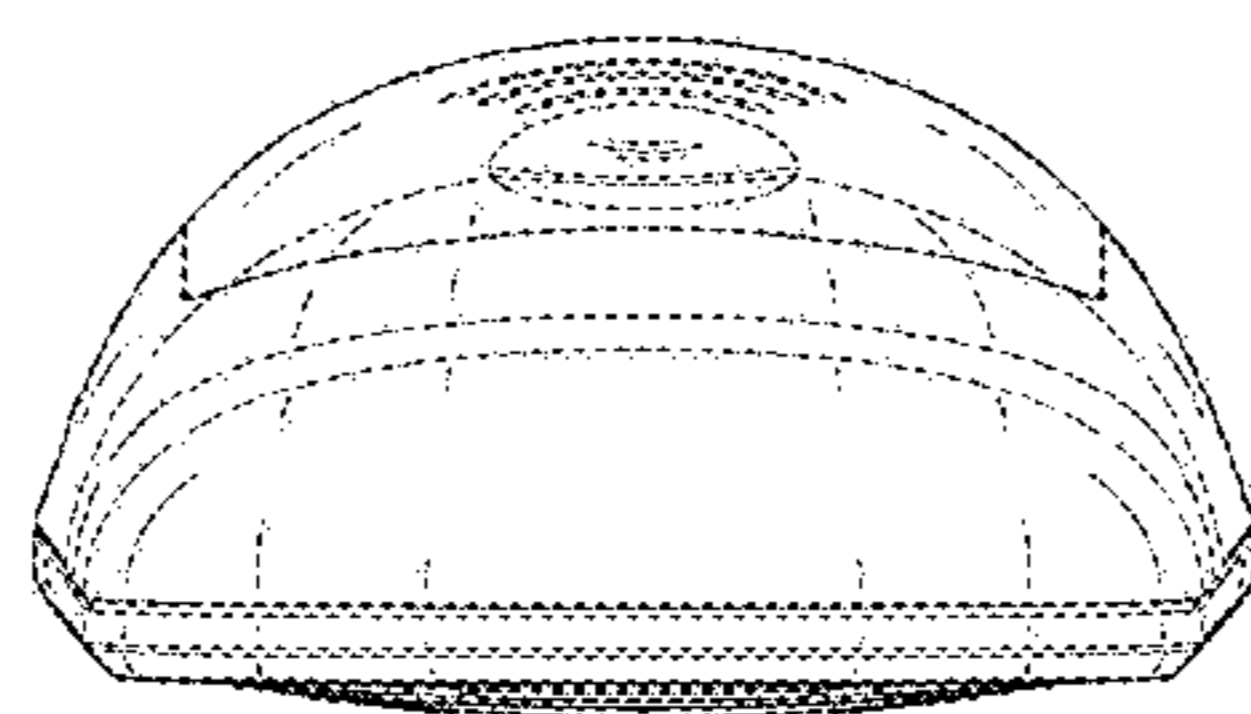


FIG. 5

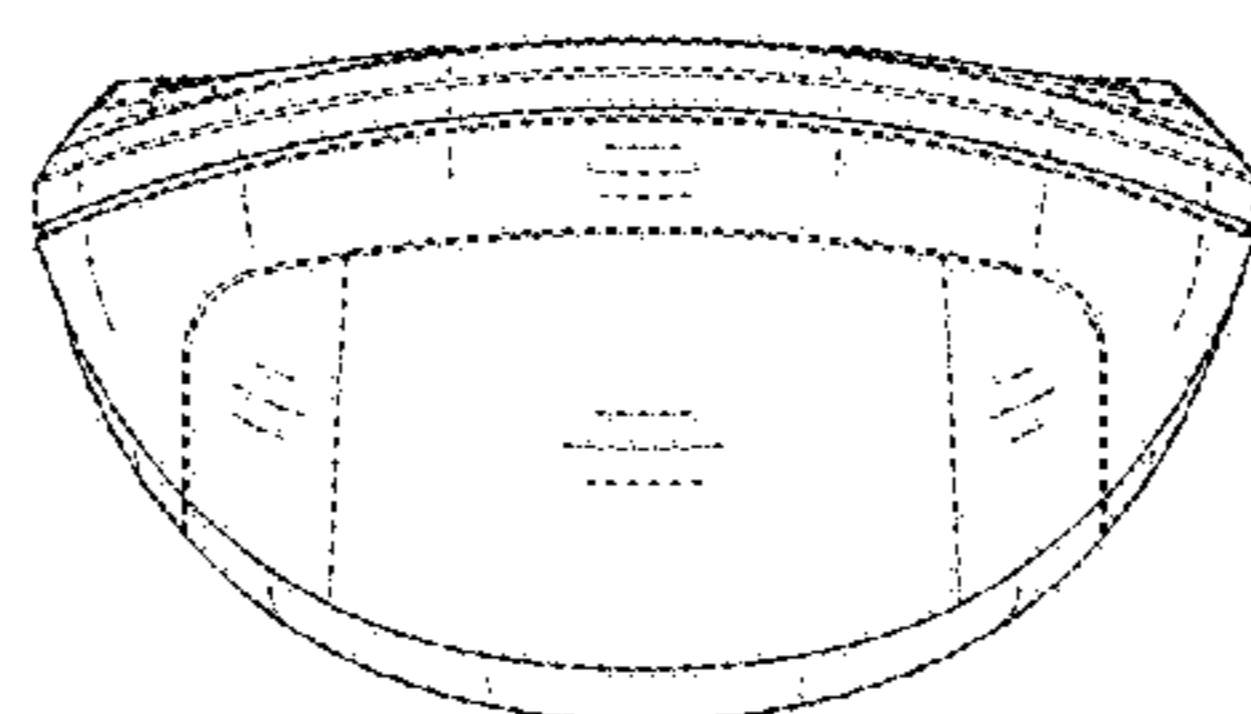


FIG. 6

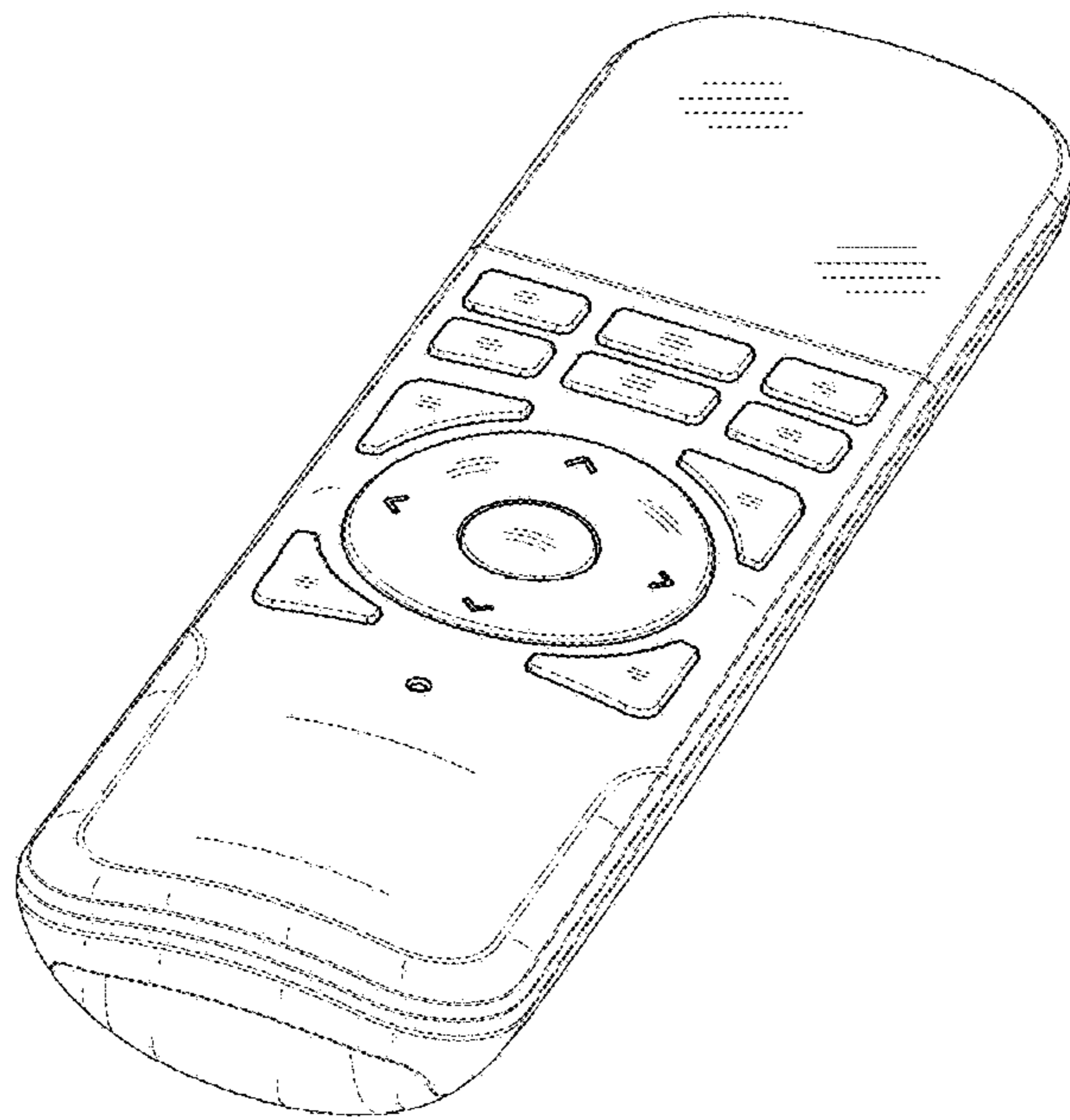


FIG. 7