



US00D839239S

(12) **United States Design Patent** (10) **Patent No.:** **US D839,239 S**
Kim et al. (45) **Date of Patent:** **** *Jan. 29, 2019**

(54) **AUDIO VISUAL BOX FOR TV RECEIVER**

(56) **References Cited**

(71) Applicant: **LG ELECTRONICS INC.**, Seoul (KR)
(72) Inventors: **Yooseok Kim**, Seoul (KR); **Sunha Park**, Seoul (KR); **Younsoo Kim**, Seoul (KR); **Byungmu Huh**, Seoul (KR)
(73) Assignee: **LG ELECTRONICS INC.**, Seoul (KR)

U.S. PATENT DOCUMENTS

D325,032	S	*	3/1992	Nagele	D14/188
D473,208	S	*	4/2003	Solland	D14/188
D473,209	S	*	4/2003	Solland	D14/188
D589,935	S	*	4/2009	Kim	D14/211
D640,651	S	*	6/2011	Oba	D14/126
D647,078	S	*	10/2011	Mori	D14/214

(Continued)

(*) Notice: This patent is subject to a terminal disclaimer.

(**) Term: **15 Years**

(21) Appl. No.: **35/503,388**

(22) Filed: **Jan. 20, 2017**

(80) **Hague Agreement Data**

Int. Filing Date: **Jan. 20, 2017**
Int. Reg. No.: **DM/094543**
Int. Reg. Date: **Jan. 20, 2017**
Int. Reg. Pub. Date: **Jul. 21, 2017**

(30) **Foreign Application Priority Data**

Jul. 28, 2016 (KR) 30-2016-0037088

(51) **LOC (11) Cl.** **14-01**

(52) **U.S. Cl.**
USPC **D14/214**

(58) **Field of Classification Search**
USPC D14/125-126, 131, 172, 188, 193-194, D14/203.1, 204-206, 209.1, 210-216, D14/221, 223-224, 239, 249, 265
CPC B60R 11/0217; B60R 11/0223; H04R 1/023; H04R 1/025; H04R 1/323; H04R 5/02; H04R 19/02; H04R 2400/00; H04R 2400/07; H04R 2400/11; G06F 1/16
See application file for complete search history.

OTHER PUBLICATIONS

Thorp-Lancaster, Dan, Snag the Xbox One optimized Polk Audio N1 Gaming Sound Bar, posted at Windows Central, posted Sep. 4, 2015. [online][visited May 23, 2018] URL: <https://forums.windowscentral.com/windows-central-news-discussion/381224-snag-xbox-one-optimized-polk-audio-n1-gaming-soundbar-100-a.html>> (Year: 2015).*

(Continued)

Primary Examiner — George D. Kirschbaum
Assistant Examiner — Kathleen L Jones
(74) *Attorney, Agent, or Firm* — Birch, Stewart, Kolasch & Birch, LLP


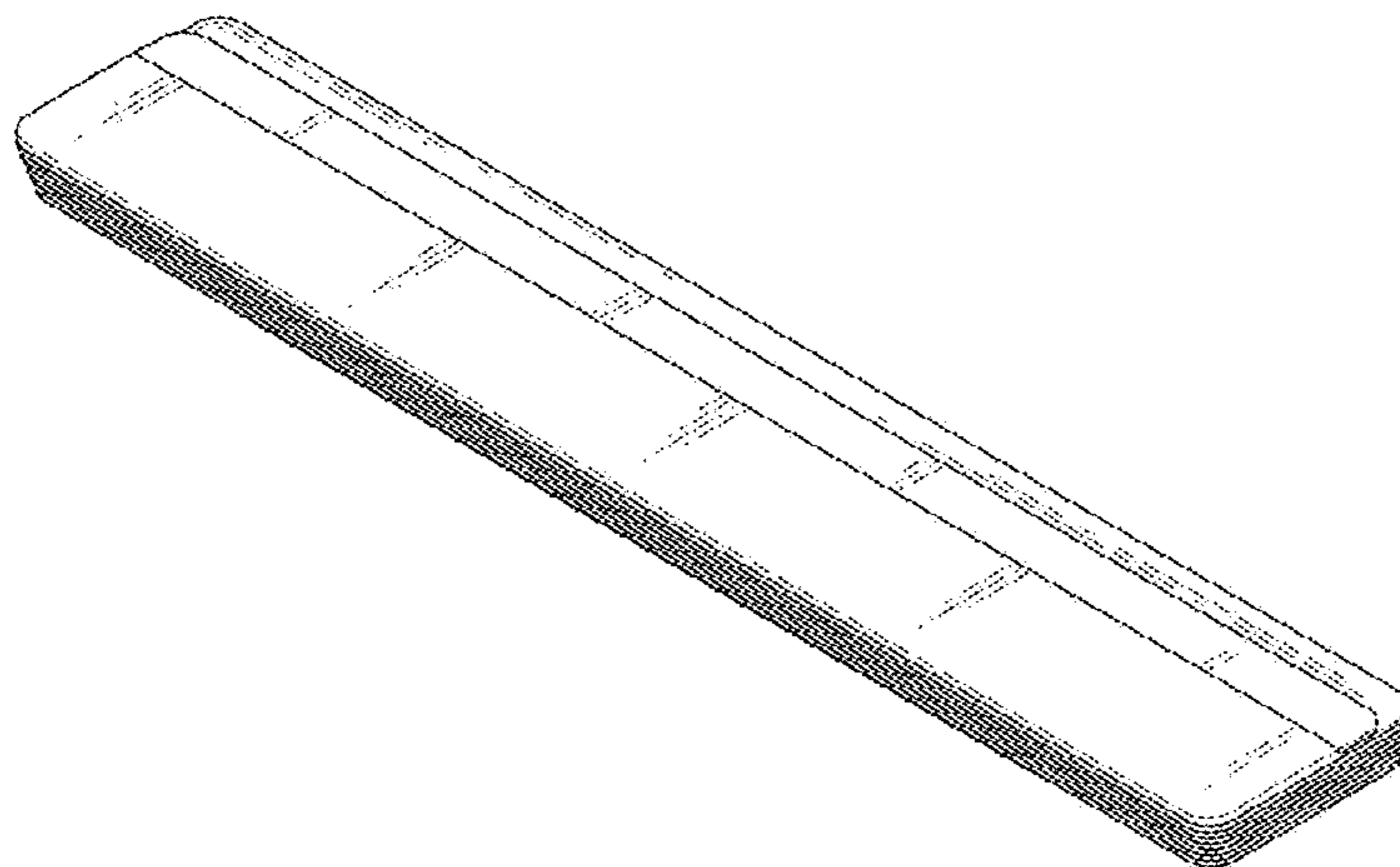
(57) **CLAIM**

The ornamental design for an audio visual box for TV receiver, as shown and described.

DESCRIPTION

- 1 . Audio visual box for TV receiver
- 1.1 : Perspective
- 1.2 : Front
- 1.3 : Back
- 1.4 : Left
- 1.5 : Right
- 1.6 : Top
- 1.7 : Bottom

1 Claim, 7 Drawing Sheets



(56)

References Cited

U.S. PATENT DOCUMENTS

D708,166 S * 7/2014 Linn D14/209.1
D733,143 S * 6/2015 Yun D14/434
D737,802 S * 9/2015 Woo D14/214
D800,693 S * 10/2017 Sugiura D14/214
D800,694 S * 10/2017 Sugiura D14/214
D801,411 S * 10/2017 Lee D16/230
D817,308 S * 5/2018 Sugiura D14/214
2017/0223465 A1 * 8/2017 Pinkerton, III H04R 19/02

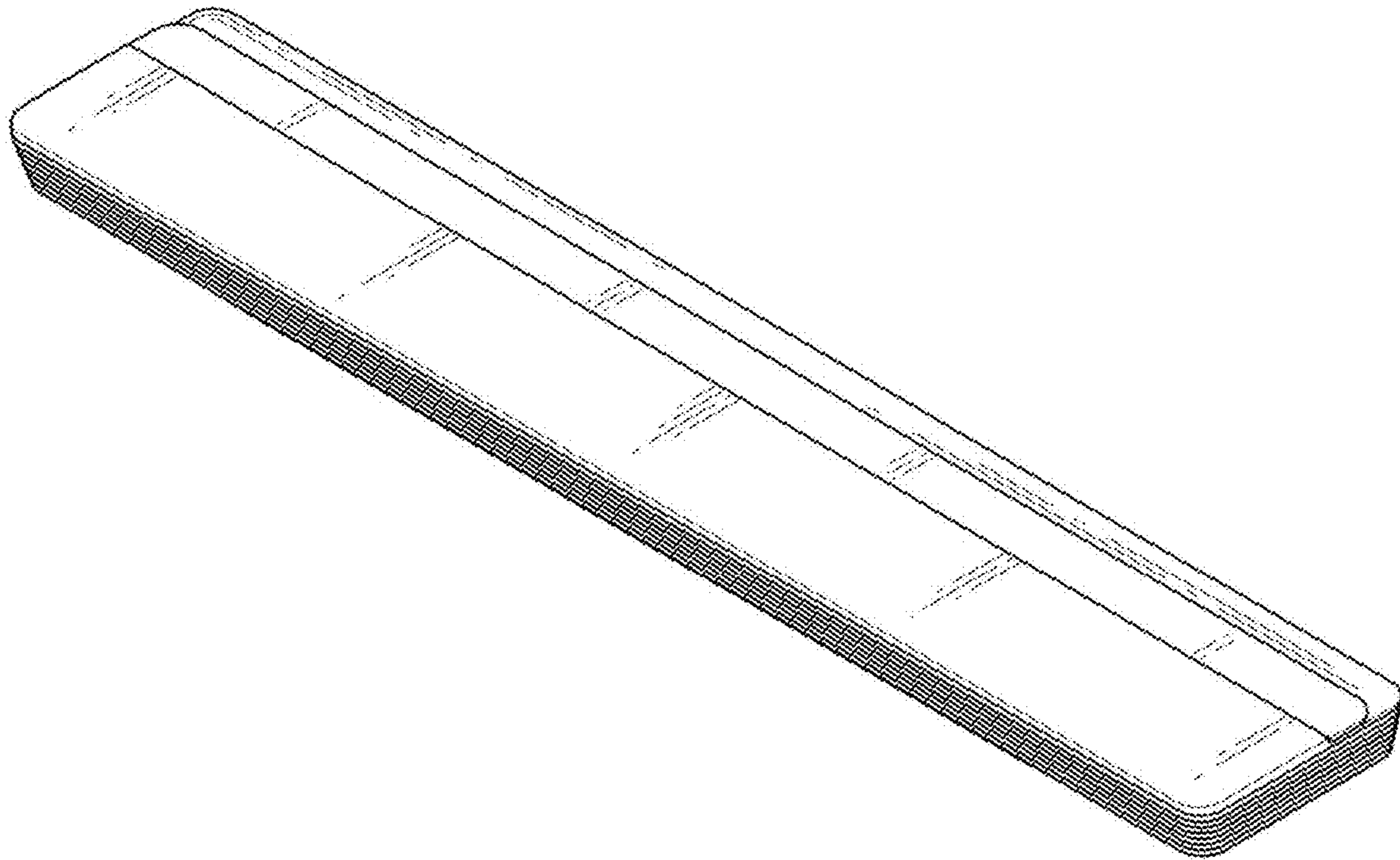
OTHER PUBLICATIONS

KR-300763605, posted at Orbit, publication date Oct. 1, 2014.
[online][site visited May 23, 2018] Available from Internet. (Year: 2014).*

Top 5 TV Sound Bars of 2014, posted at Best Choice Reviews, posting date Feb. 13, 2014. [online][site visited May 30, 2018]
URL: <<http://web.archive.org/web/20140213033924/http://www.bestchoicereviews.org/electronics/sound-bars/>> (Year: 2014).*

* cited by examiner

1.1



1.2



1.3



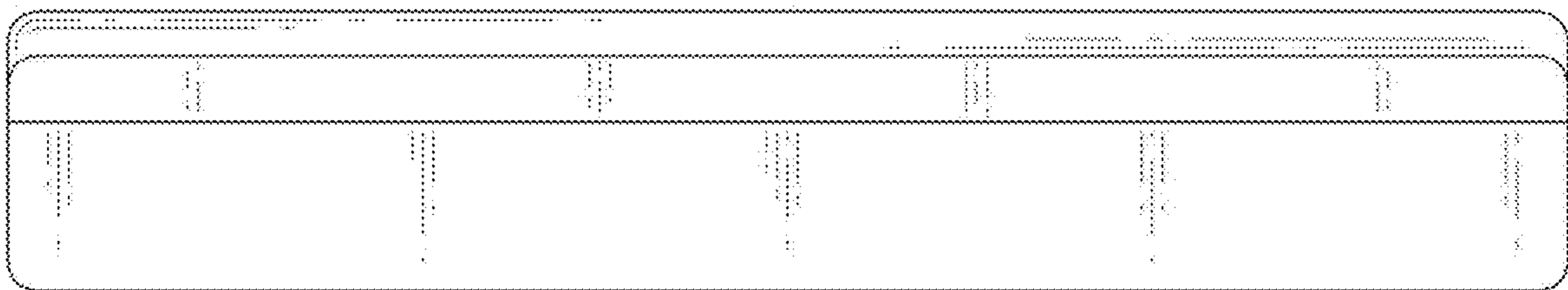
1.4



1.5



1.6



1.7

